

Your Wedding Day

At Slot Zeist



Slot Zeist



Say “I Do” at a fairytale location

‘It is a dream come true’ getting married at Slot Zeist! The 17th-century castle has everything you need for an unforgettable wedding day. We are delighted to show you our beautiful Slot Zeist and we are looking forward to organize the most beautiful day of your life together with you.

From the ceremony to cutting the wedding cake, from dinner to a spectacular party! In this information brochure, you will find a selection of our options. Every couple has their own wishes, and every wedding is unique. That is why we would like to invite you to Slot Zeist for a personal consultation and a customized quote.

Warm regards,
Team Slot Zeist

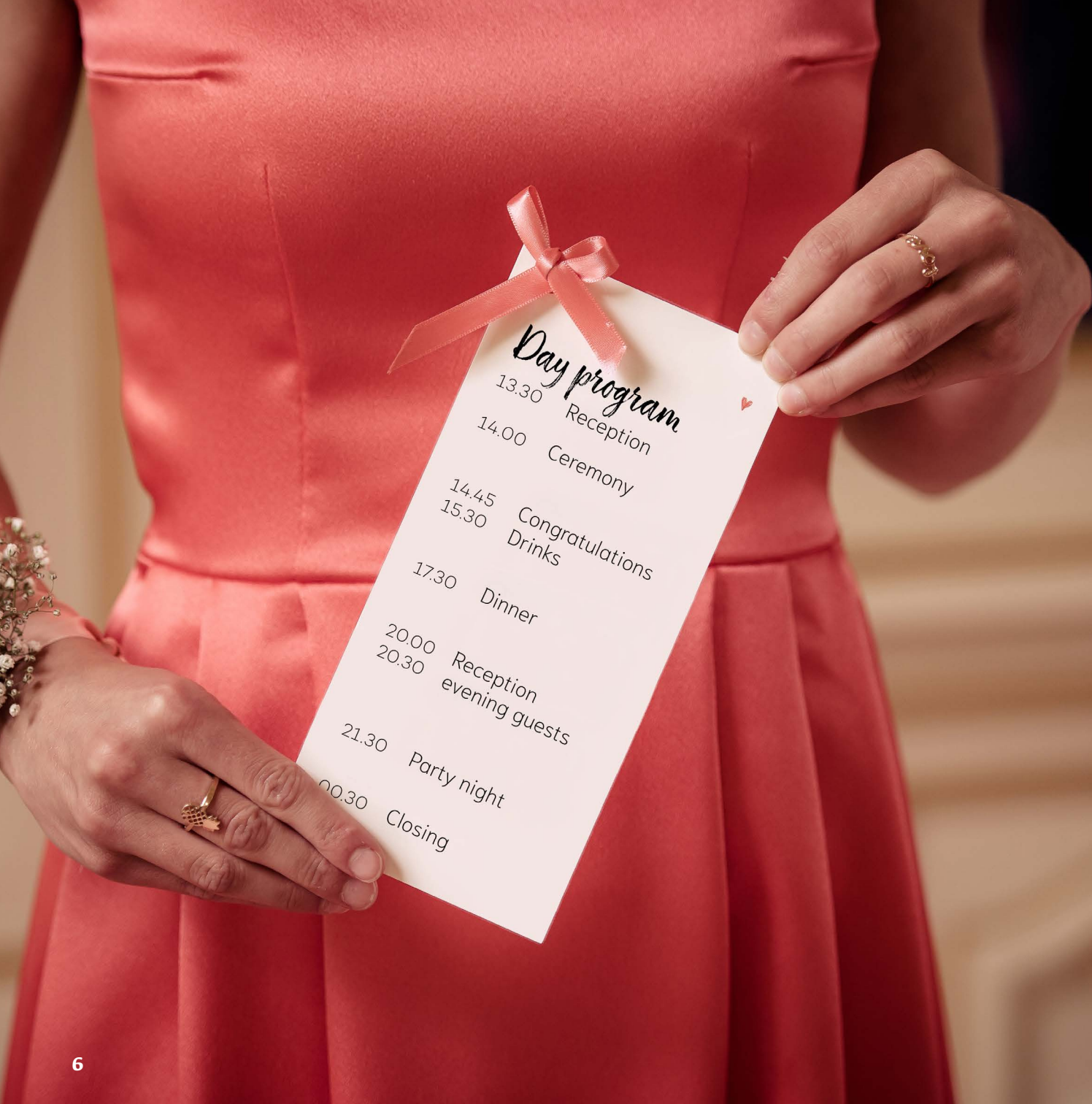
Contact
030 - 721 06 00
(Option 3)
info@slotzeist.nl



Table of Contents

1. Options & Prices	7
1.1 ‘Indicational Programs’	
1.2 Rooms	
2. Step-by-Step Plan	23
3. Food & Beverage	27
4. Our Suppliers	31
5. General Information	43
5.1 House Rules	
5.2 Directions	





Options & Prices

Fairytale charm, inside and out!


Inside Slot Zeist, there are regal rooms with mirrored walls, carpets, fireplaces and golden details. Outside, there are the enchanting castle gardens, with the beautiful Theekoepel and the romantic white bridge... We think Slot Zeist is definitely the most beautiful wedding venue.

We would be happy to show you what your day could look like.

Take a look at the indicational programs on the next pages. There are various rooms suitable for your wedding day. Below is a brief description of the different rooms, capacities and associated rates. You can also find floor plans of standard room layouts on the website!

Are you curious about how Slot Zeist can make your wishes come true?

Please contact us on 030 - 721 06 00 (option 3) or email us at info@slotzeist.nl. These are just examples; you are very welcome to visit our location, soak up the atmosphere and discuss your ideal wedding.



Ceremony, reception & dinner

2.30 p.m. – Reception

Your guests make their entrance via the red carpet on the stairs. There, they are warmly welcomed and escorted to the Tuinkamer or the Slottuin for a delicious cup of coffee or tea.

3.00 p.m. – Ceremony

Your guests wait eagerly for you in the 'Blauwe Zaal'. An intimate room with royal blue damask wall coverings and gold finishes on the carved wooden ceiling. Your favourite song is played, the guests hold their breath. Saying 'I do' completes this wonderful experience.

3.45 p.m. – Congratulations

Your guests are happy to toast you as the newlyweds: a glass of prosecco is served in the Tuinkamer or Slottuin. Then it's time to cut the wedding cake, which you have provided yourselves, and receive congratulations from family and friends.

4.30 p.m. – Drinks

The congratulations slowly turn into a cosy drinks reception with luxury nuts and snacks. There is also plenty of time for taking

wedding photos in the Slottuin and any speeches/sketches.

6.00 p.m. – Aperitif

In the Tuinkamer, you will be pampered with an aperitif that will tantalise your taste buds, combined with a matching amuse-bouche.

6.30 p.m. – Dinner

After the aperitif, you are expected in the 'Blauwe Zaal', where the tables are beautifully set with white linen and silver candlesticks. The Chef has prepared a delicious four-course dinner for you, tailored to the season and the wishes of you and your guests. The courses are, if desired, accompanied by matching wines and concluded with coffee, tea and sweets. If a four-course dinner does not quite suit you, a buffet, three-course menu, barbecue or walking dinner can, of course, also be provided!

9.30 p.m. - Closing

To conclude the dinner, we will serve you a cup of coffee or tea with delicious sweets.

30 guest during your intimate wedding day
Sunday through Thursday | €6.995 (excl. fees)



Please have a look at the floor plans of the 'Blauwe Zaal' here.



Ceremony, reception, dinner & party

1.30 p.m. – Reception

Your guests make their entrance via the red carpet on the stairs. There they are warmly welcomed and escorted to the Willemszaal or the Slottuin for a delicious cup of coffee or tea.

2.00 p.m. – Ceremony

Your guests eagerly await you in the Spiegelzaal, a beautiful Baroque hall complete with mirrored walls, a gilded Régence fireplace and tapestry: so beautiful that no additional decoration is necessary. You make your grand entrance, and your exchange of vows completes this beautiful ceremony.

2.45 p.m. – Congratulations

After the vows, we serve you and your guests a glass of (non-alcoholic) prosecco in the Willemszaal or the Slottuin: a toast to the newlyweds! The wedding cake is already beautifully arranged and just needs to be cut by you.

3.30 p.m. – Drinks

After the congratulations, it's time to catch up with family and friends, take beautiful photos in the Slottuin and enjoy the prepared speeches and sketches. Of course, this is combined with drinks and luxurious snacks.

5.30 p.m. – Dinner

The kitchen team has prepared a delicious three-course menu for you, tailored to your wishes and taking seasonal products into account. The courses are accompanied by matching wines, if desired, and concluded with coffee, tea and sweets. Does a three-

course dinner not quite suit your wedding day? A buffet, barbecue or walking dinner can of course also be provided.

8.00 p.m. – Refreshment break

A moment to yourselves to recover from the first part of your wedding day, to freshen up, change clothes, touch up your make-up or reminisce about the moments you have already experienced.

8.30 p.m. – Reception of evening guests


Your guests will be welcomed in the Bel-etage on the right or the Slotzaal. The DJ or band will already be set up, and we will welcome your guests with a drink of their choice from the Dutch drinks selection and snacks on the (standing) tables.

9.30 p.m. – Party night

It's time for your spectacular entrance, after which the party can begin. The room can be flexibly arranged, with space for dancing, catching up at the standing tables and relaxing in the seating areas. Throughout the evening, your guests will be well looked after with drinks of their choice from the bar and a variety of cold and hot snacks.

12.30 a.m. – Closing

After the last song, the guests will wave you off on the steps with a great party as a memory. An evening to remember. If desired, you can reserve the (bridal) suite at Hotel Restaurant Oud London to extend the honeymoon period.



Please have a look at the floor plans of the 'Spiegelzaal' here.

Celebrate your wedding day with 30 guests during the day and end the evening with a party for 100 guests

Approx. €14.500 (excluding administrative fees)

80 guests during your wedding day

Approx. €19.500 (excluding administrative fees)





Spiegelzaal

Ceremony
max. 100 people

Dinner
Round tables
max. 80 people

Oval tables
max. 100 people

1 long oval table
max. 36 people

Evening party
(in combination with the Willemszaal)
max. 250 people

Bel-etage Links

The left Bel-Etage consists of the stylish **Willemszaal**, the special **Anti Chambre** and the impressive **Spiegelzaal**. If you reserve one of these rooms, you will also have access to the other two rooms, as they are connected. The Willemszaal is highly suitable for receptions, and the Anti Chambre for a possible photo booth or guest book, and the Spiegelzaal for both the ceremony and dinner.

Rental price

Part of the day: €1,650 incl. VAT
Day: € 2,575 incl. VAT



Willemszaal

Ceremony
max. 60 people

Reception
max. 90 people

Dinner
max. 60 people



Anti Chambre

Reception
max. 25 people

Dinner
max. 16 people



Blauwe zaal

Reception
max. 75 people

Ceremony
max. 50 people



Dinner
Round tables
max. 40 people

Oval tables
max. 50 people



Evening party
(in combination with the Tuinkamer)
max. 120 people



Tuinkamer

Reception
max. 30 people

Dinner
max. 24 people

Bel-etage Rechts

The right Bel-Etage consists of the beautiful **'Tuinkamer'** and the **'Blauwe zaal'**, with their unique and atmospheric style. These two rooms are always rented together, as they are connected by doors. From the **'Blauwe zaal'**, you can step outside onto the terrace, where your reception can take place in fine weather. In bad weather, the Tuinkamer is perfect for this. The **'Blauwe zaal'** is ideal for both the ceremony and dinner. These rooms combined make an excellent party location, where the DJ or band can produce swinging music.

Rental price

Part of the day: €1,050 incl. VAT
Day: €1,750 incl. VAT

[Click here and view all the rooms in our 360-degree tour!](#)



Nassau-Odijk Zaal

Reception
max. 70 people



Dinner
Round tables
max. 32 people

Oval tables
max. 40 people

Large oval table
max. 36 people



Evening party
(in combination with the Hydecooper Room)
max. 70 people



Slotzaal

Reception
max. 150 people



Dinner
Round & oval tables
max. 120 people



Evening party
max. 150 people

Central - 1st Floor

The **Nassau-Odijk Room** is a beautiful semi-formal space with many possibilities, such as an elegant dinner or evening party for your wedding day. This room is easy to combine with the adjacent rooms. It is centrally located on the first floor above the entrance. On both sides are charming windows overlooking the 10 km sightline – inspired by Versailles – which forms the basis of Slot Zeist and its former gardens.

Rental price
Part of the day: €595 incl. VAT
Day: €975 incl. VAT

Central - 2nd Floor

Beneath the original wooden roof beams lies the Centrale Hal, offering a beautiful view over both the gardens and the Slotplein. This flexible space can be arranged to suit, making it ideal for larger groups. Spacious enough to set up for dinner and especially for a party. There is ample room for a band, the floor is fantastic as a dance floor and the room can be decorated entirely to your wishes.

Rental price
Part of the day: €1,050 incl. VAT
Day: €1,750 incl. VAT

[Click here and view all the rooms in our 360-degree tour!](#)





Step-by-Step Plan

How does it work?

We place an option on your preferred date for two weeks (if available). Once you make your final choice for Slot Zeist as your wedding venue, a confirmation will be drawn up. We kindly ask you to sign and return this. At that moment, your reservation is secured, provided a 25% deposit is paid, after which you can begin the preparations. The Municipality of Zeist will also be informed about your wedding ceremony.

NOTE: this timeline is a suggestion.

1 year in advance

- **Request viewings at wedding venues**
- **Choose wedding date**
- **Register intended marriage with the municipality**
- Gather inspiration photos
- Create first draft guest list

11 months in advance

- Find a wedding planner and/or ceremony master
- Explore wedding venues

9 months in advance

- Book photographer & videographer

8 months in advance

- Decide on wedding style
- **Choose wedding officiant**

7 months in advance

- Decide on flower style

6 months in advance

- Choose and order wedding dress
- Decide on decoration style
- **Arrange wedding transport**

5 months in advance

- Arrange bridesmaid dresses
- Send out Save the Date cards
- Book music
- Try on wedding dresses

4 months in advance

- Book hairdresser/stylist
- Choose and order wedding suit
- Schedule appointment with notary

3 months in advance

- Book wedding car/transport
- **Create script**
- Finalise dress choice
- Order wedding invitations
- Choose and book make-up artist

2 months in advance

- **Finalise guest list**
- **Book wedding officiant**
- Send wedding invitations
- **Further develop script / final details with Slot Zeist**
- Order bridal bouquet and other flowers
- Order wedding rings
- The 2nd deposit request will be sent

1 month in advance

- Make and order wedding favours
- Create first draft music playlist
- Schedule meeting with wedding officiant
- Brief bridesmaids and groomsmen
- Write down music choices
- **Share name cards/table plan with venue**
- Share supplier list with ceremony master

- !! • **Provide number of guests to venue(s)**
 - **Finalise script**
 - **Share table plan with all involved**

- !! **2 weeks in advance**
 - **Share dietary requirements**
 - **Provide final guest numbers**
 - **Finalise table plan**
 - **Share supplier details**

!! = (extra) important information for Slot Zeist as a venue





Food & Beverage

Foodbook Slot Zeist

Discover our culinary delights. We work with fresh ingredients, locally sourced and in season. Whether it's a High Tea, the tastiest snacks, or a delicious three-course menu: our Chef prepares everything with love and passion for you. Our food book contains all kinds of ideas and suggestions, but of course we would love to hear your wishes and make a suitable proposal.

Please take a look
in our foodbook





Our suppliers

The support team for your dream wedding

Of course, your wedding cannot take place without the necessary suppliers. With all the information available online, you might be overwhelmed by the sheer number of options. There are so many great suppliers!

Below, we have made a selection of suppliers affiliated with Slot Zeist. We work well with them and they know our location through and through. Of course, you are also welcome to look for your own suppliers.







Master of Ceremonies

Caroline Loos - Bakker

Why hire a professional master of ceremonies? On your wedding day, you want to enjoy yourselves, not worry about schedules, vendors, or unexpected questions. Behind the scenes, I make sure everything runs perfectly, so you and your guests can fully relax. Want to be completely taken care of during the planning as well? That's possible too!

I would be happy to explain all the possibilities during a no-obligation introductory meeting.

Wedding Planner & Master of Ceremonies
www.yourbigday.nl | info@yourbigday.nl | +31 6 243 136 47



Photographer

CAROLA DOORNBOS FOTOGRAFIE

I love capturing this beautiful day for you. From the moment of getting ready to the "I do," from the ground to the air, I am there! As a photographer, I like to think along with you and can help with planning, contacting vendors, and much more. My style is best described as romantic and editorial. I also own a drone for beautiful aerial shots.

Curious to know more?
Feel free to get in touch with me.

Carola Doornbos - Photographer
www.carola-doornbos.nl | info@carola-doornbos.nl | +31 6 226 776 66



Wedding Officiant

Fiona Langerak

An unforgettable wedding day starts with your ceremony. Think about it: during the ceremony, you say those small but important words – "I do" – to each other! Let that moment be joyful, uplifting, and emotional. Together, we will create a ceremony you will never forget, and that you and your guests will enjoy remembering.

I'm happy to tell you how I do that during a no-obligation introduction.

Fiona Langerak
www.fionalangerak.nl | fiona@fionalangerak.nl | +31 6 188 401 47



Videographer

JAN PERSOON VIDEOGRAFIE

Every wedding film should be personal and unique - fully custom-made.
No poses. No scripts. Just you - as it truly happened.
I film weddings unobtrusively, handheld, and with intuition. Trusted by over 250 couples who value authenticity. Your story is at the heart of every film.
Raw, moving, and above all, timeless.

Wedding Films Without Clichés
www.janpersoon.com | info@janpersoon.com | +31 6 283 272 85



Stylist

FLORAL
WEDDING & EVENT DESIGNERS
Events

At Floral Events, we believe that a wedding is more than just one special day, it is a unique experience where every detail matters. From enchanting floral styling and elegant décor to personally designed stationery.

With a creative eye, a sense of harmony, and a passion for romance, we translate your love story into an atmosphere that truly reflects who you are. This allows you to relax and fully enjoy the moment, while we make sure every detail is perfect.

Bodien Bekooij | wedding stylist

www.floralevents.nl | info@floralevents.nl | +31 6 286 767 97



Wedding & Event styling



The most beautiful day of your life deserves perfection down to the smallest detail. At Wedding & Event Styling, we don't believe in standard solutions, but in your unique story translated into an atmosphere that truly reflects who you are. From bridal bouquets and boutonnieres to backdrops, table décor, and ceremony styling, everything is carefully custom-made in your personal style. Prefer a hands-on approach? We also provide individual flowers and arrangements that you can style, combine, and create yourselves. Get in touch for a no-obligation introductory meeting — we would love to think along with you!

Florals & Styling

www.weddingenevent.nl | info@weddingenevent.nl | +31 6 30 78 64 71



Flowers

NEES|BLOEMEN
BLOOMETJE.NL

Looking for extra atmosphere during your stay at Slot Zeist?

Through our regular florist Bloemetje.nl, we can arrange your bouquets and other floral arrangements. From a few roses to full floral decoration. Make an appointment with Nils in advance so we can decorate everything in your style for your special day. Enjoy the atmosphere of Slot Zeist and the ambiance we create for you with our flowers.

Bloemetje.nl by Nils Nees

www.bloemetje.nl | welkom@bloemetje.nl | +31 30 691 95 60



Live Music

THE DUTCH PIANIST

Versatile Pianist for Any Occasion

The Dutch Pianist provides the soundtrack for your ceremony, reception, and/or dinner. Pianist Gijs plays every song imaginable. Songs from different bands, DJs, movies, pop music from the '50s, '60s, '70s, '80s, '90s, 2000s, ballads, uptempo, soul, jazz, classical, and Dutch-language hits. He can create arrangements so that each song suits the occasion and has a personal touch. The white baby grand piano and portable Bose sound system are suitable for both indoor and outdoor performances.

The Dutch Pianist

www.thedutchpianist.com | info@thedutchpianist.com | +31 6 146 123 97



Wedding Cake



A wedding cake by Joey Mercuur is too beautiful to cut!

We translate your wishes into the perfect wedding cake in both appearance and taste. Want a cake that matches the color of your bridal dress or bouquet?

No problem at all. Mercuur Patisserie creates wedding cakes in every imaginable color. Moreover, the decorations are all handmade in our patisserie.

An eye for detail, that's important to us!

Mercuur Patisserie

www.mercuurpatisserie.nl | info@mercuurpatisserie.nl | +31 33 475 57 87



The Wedding Podcast



Always connected through sound

The traditional guestbook is transformed into a vibrant collection of memories in the loving words of your loved ones. Imagine this: guests who not only write down their words but also speak their thoughts and wishes for you. This gives a new dimension to the celebration and makes everyone feel even more connected to your love story. Afterward, this lively, sparkling mix of voices and emotions is compiled into a podcast, a timeless gift you can listen to and cherish again and again.

The Wedding Podcast

www.theweddingpodcast.nl | ruben@driessound.nl | +31 6 254 704 99



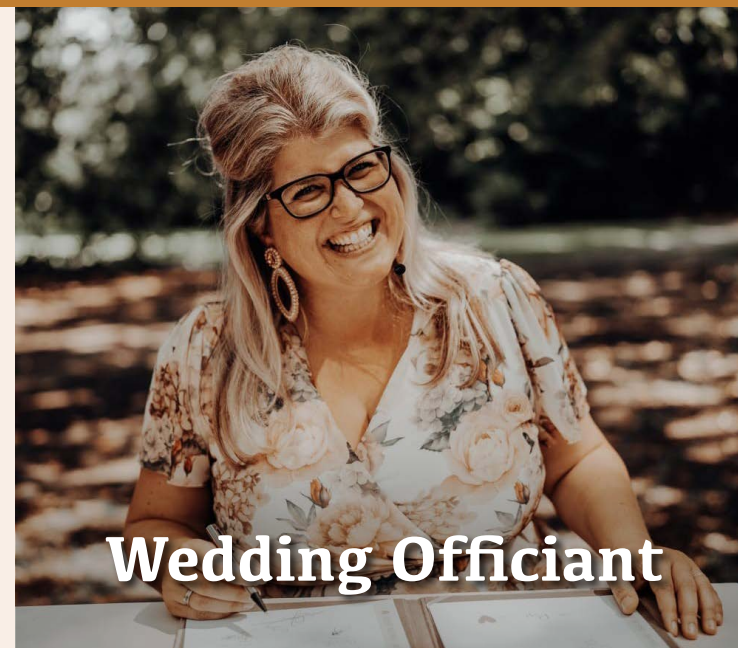
Transport



Stylish transport for the most beautiful day of your life with the wedding carriages of koetsen.nl - Jacob van den Broek. All carriages are available with muscular Gelderland horses, elegant Frisian horses, all perfectly groomed down to the last detail. Since 1964, this company has provided wedding transport with perfectly maintained carriages, gleaming horses, and impeccably dressed coachmen. You can count on a reliable and professional service.

Koetsen.nl – Jacob van den Broek

www.koetsen.nl | info@koetsen.nl | +31 6 558 982 21



Wedding Officiant

Samen met Roos

As a wedding officiant and ceremony speaker, I capture the sparks, the details, and the deeper layers in the life and love stories you share with me. I create a ceremony that truly connects, moves the heart, and sparkles. You will look back on a ceremony filled with beautiful memories—proud glances, blushing cheeks, heartfelt laughter, and the occasional tear. A ceremony of which you will say: "This was truly about us, and it was exactly as it should be... and more."

I am looking forward getting to know each other. You are most welcome for a no-obligation introductory meeting.

Samen met Roos | Wedding Officiant

www.studiotantelien.nl | info@samemetroos.nl | +31 6 172 248 49



DJ



"The Best-Rated Wedding DJs in the Netherlands"

With The Friendly DJs, you bring quality to your celebration. When it comes to lighting and sound, you can expect a subtle, perfectly tailored setup for this venue. Equipment is important, of course, but the real focus isn't on the DJ that evening, it's on you. Your friendly DJ will be a great sounding board during the preparations, and we know how to truly take your party to the next level. Nothing is too crazy for us!

Event Vrienden

www.devriendelijkedjs.nl | info@devriendelijkedjs.nl | +31 33 234 04 20



Accommodation

RESTAURANT HOTEL OUD LONDON

At Hotel Restaurant Oud London, you and your guests can relax in comfort after a beautiful wedding day. We offer various room types, including a spacious suite. The next morning, you can enjoy breakfast together, giving you time to reflect on and savor one of the most special days of your life. Surprise your guests with a small thank-you gift in their hotel room!

Hotel Oud London

www.hoteloudlondon.nl | info@oudlondon.nl | +31 343 49 12 45





General information

Our general terms and conditions & house rules

If you are interested, we would be happy to make an appointment at our location to discuss your wishes and our options. Appointments can be scheduled Monday through Friday between 9 AM and 5 PM, depending on the availability of the rooms.

When booking Slot Zeist, you agree to:

**The general
booking conditions**

Our house rules

Directions

From the access roads, both blue Parking Route signs and cream destination signs point to Slot Zeist. Slot Zeist and the parking lot are within walking distance of each other and are therefore largely accessible via the same route. All routes have a route information point, where you can print the last part of the route for free.

From the A12 Utrecht-Arnhem

Amsterdam, The Hague, Rotterdam, Breda, 's-Hertogenbosch Arnhem, Utrecht (SW)

After exit 20 'Driebergen-Zeist', take the N225 towards Zeist. After approximately 3 km, you will arrive at Het Rond, with the Hermitage restaurant in front of you; turn left here. The P signs point to the correct destination.

From Utrecht | A28 or N237

Utrecht (Rijnsweerd), Hilversum

At De Bilt, take the N237 towards Zeist. After approximately 5 km, near the police station and the Oude Kerk (where the road becomes one-way), you will arrive at Slot Zeist. Parking signs will direct you to the correct destination.

From Amersfoort | A28

Zwolle, Apeldoorn

Take exit 3 'Den Dolder/Zeist-Oost', towards Zeist. At the second roundabout (on the Boulevard), turn left onto Lindenlaan. After the third roundabout, this turns into Jagersingel, where you leave the built-up area. At the next traffic lights, turn right towards 'Zeist, Arnhem' via Laan van Beek en Royen [N224]. At the end of this road, parking signs will direct you to the correct destination.

Wheelchair Accessible

Parking at Slotplein is only permitted with a disabled parking permit (1 parking space). Furthermore, the entire Slot is wheelchair accessible.

Public Transport

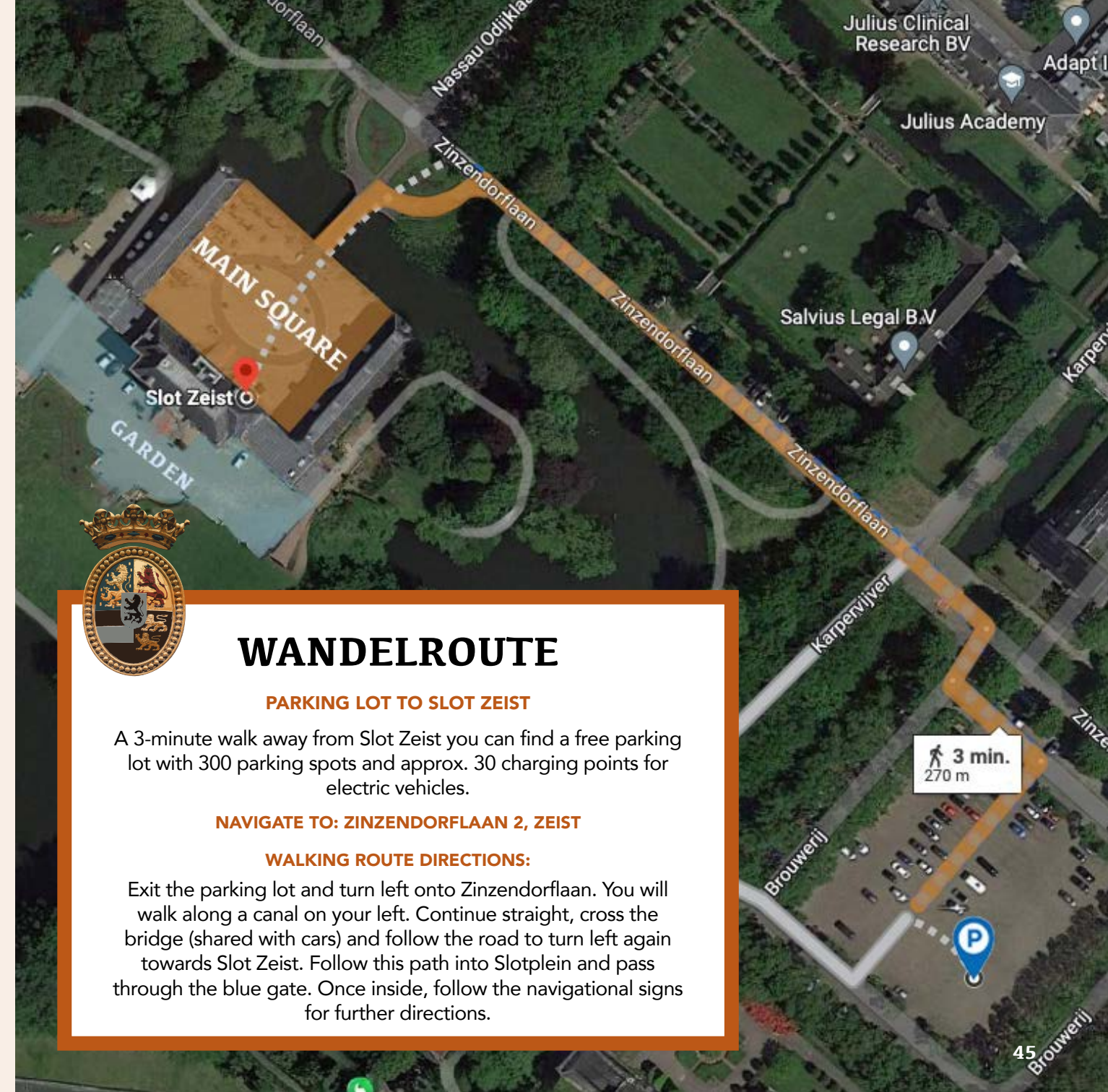
Slot Zeist is easily accessible by public transport. Buses depart from Driebergen-Zeist train station (3 kilometers from Zeist Castle) and stop near the castle.

Navigation

For navigation to Zeist Castle, it's best to follow the signs for "Brouwerij" Zeist. You'll then arrive at the large parking lot on the left side of Zeist Castle (see image).

Parking

A 2-minute walk away is a free parking lot with 300 spaces, also equipped with many charging stations for electric cars. There are also two paid parking garages a 5-minute walk away on the Rond with 275 spaces.



WANDELROUTE

PARKING LOT TO SLOT ZEIST

A 3-minute walk away from Slot Zeist you can find a free parking lot with 300 parking spots and approx. 30 charging points for electric vehicles.

NAVIGATE TO: ZINZENDORFLAAN 2, ZEIST

WALKING ROUTE DIRECTIONS:

Exit the parking lot and turn left onto Zinzendorflaan. You will walk along a canal on your left. Continue straight, cross the bridge (shared with cars) and follow the road to turn left again towards Slot Zeist. Follow this path into Slotplein and pass through the blue gate. Once inside, follow the navigational signs for further directions.



This image shows a full page of white paper with horizontal blue or grey ruling lines. The lines are evenly spaced and run across the width of the page, leaving small margins at the top and bottom. There are no vertical margin lines, text, or other markings on the page.[illegible]

This image shows a single sheet of white paper with horizontal blue or grey ruling lines. The lines are evenly spaced and run across the width of the page. There are no margins, text, or other markings on the paper.

This image shows a full page of white paper with horizontal blue ruling lines. The lines are evenly spaced and run across the width of the page. In the bottom right corner, there is a faint, light blue watermark or illustration of a crown or tiara. The overall appearance is that of a clean, unused sheet of stationery.



This image shows a full page of white paper with horizontal blue or grey ruling lines. The lines are evenly spaced and run across the width of the page, leaving small margins at the top and bottom. There are no vertical margin lines, text, or other markings on the page.[illegible]

This image shows a full page of white paper with horizontal blue or grey ruling lines. The lines are evenly spaced and run across the width of the page, leaving small margins at the top and bottom. There are no vertical margin lines, text, or other markings on the page.[illegible]

[illegible]This image shows a full page of white paper with light blue horizontal ruling lines. The lines are evenly spaced and run across the width of the page. In the bottom right corner, there is a faint, light blue watermark-style illustration of a hand holding a pen, positioned as if about to write. The overall appearance is that of a clean, unused sheet of notebook paper.

This image shows a full page of white paper with horizontal blue or grey ruling lines. The lines are evenly spaced and run across the width of the page, leaving small margins at the top and bottom. There are no vertical margin lines, text, or other markings on the page.

This image shows a full page of white paper with horizontal blue ruling lines. The lines are evenly spaced and run across the width of the page. In the bottom right corner, there is a faint, light blue watermark or illustration of a crown or tiara. The overall appearance is that of a clean, unused sheet of stationery.



This image shows a full page of white paper with horizontal blue or grey ruling lines. The lines are evenly spaced and run across the width of the page, leaving small margins at the top and bottom. There are no vertical margin lines, text, or other markings on the page.

This image shows a full page of white paper with horizontal blue ruling lines. The lines are evenly spaced and run across the width of the page. In the bottom right corner, there is a faint, light blue watermark or illustration of a crown or tiara. The overall appearance is that of a clean, unused sheet of stationery.



This image shows a full page of white paper with horizontal blue or grey ruling lines. The lines are evenly spaced and run across the width of the page, leaving small margins at the top and bottom. There are no vertical margin lines, text, or other markings on the page.

This image shows a full page of white paper with horizontal blue ruling lines. The lines are evenly spaced and run across the width of the page. In the bottom right corner, there is a faint, light blue watermark or illustration of a crown or tiara. The overall appearance is that of a clean, unused sheet of stationery.



