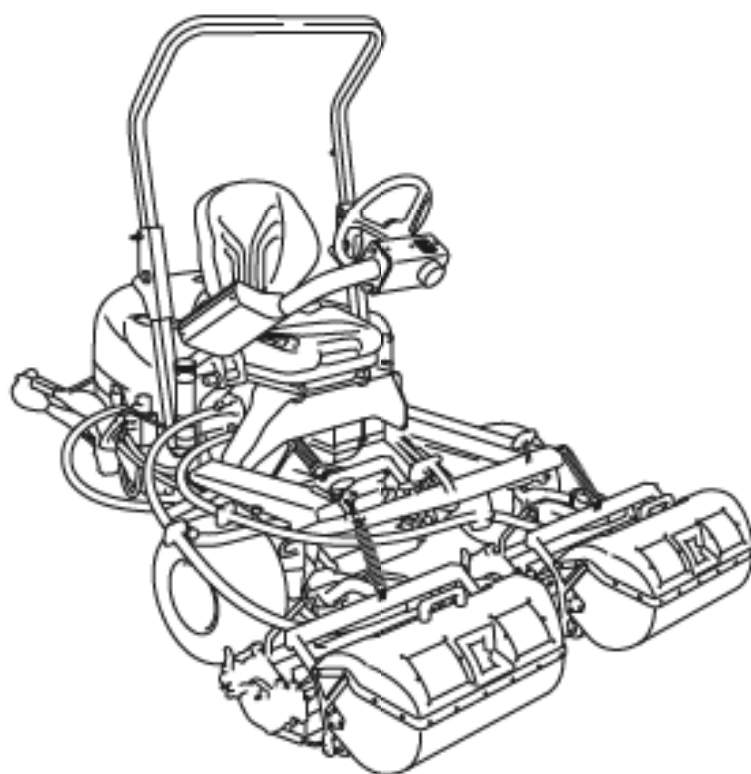


LM315GC

Triple Greens Mower (Diesel Model)

Parts Catalog



BARONESS
Quality on Demand

Serial No.30001-

Ver.1.1

Greeting

Thank you for purchasing Baroness machine.

This machine has been shipped from the factory after comprehensive test runs and inspections. However, the optimum performance of the machine depends on how you use and maintain it, including routine inspections, adjustments, and fuel supplies before and after the operation.

We hope you will use the machine safely, and take advantage of its best performance.

Note

(For inquiry about this machine)

Since the type of machine may be changed sequentially, inform us of the type and the serial number.

The information described in this manual is subject to change without prior notice.

When replacing parts, be sure to use Baroness parts or parts designated by Kyo-eisha.

Note that the Baroness product warranty may not apply to defects caused by the use of parts from other companies.

(For ordering parts)

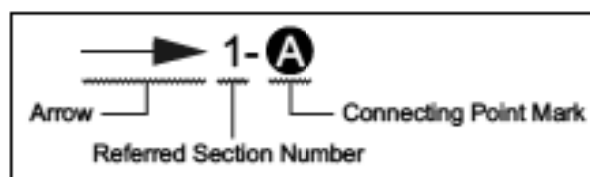
For prevention of delivery of wrong parts, be sure to inform us of the code number and the part name.

Example:	Code No.	Part Name	Qty
	K0200100002	WASHER, SPRING M10	8

<Indication of the connecting point shown on the other page>

(Example and description)





















The following indication shows the connecting point of the part shown on the other page.







































→ 1- A : Refer to the point A in the illustration of the section No.1

→ 2- A : Refer to the point A in the illustration of the section No.2

Contents

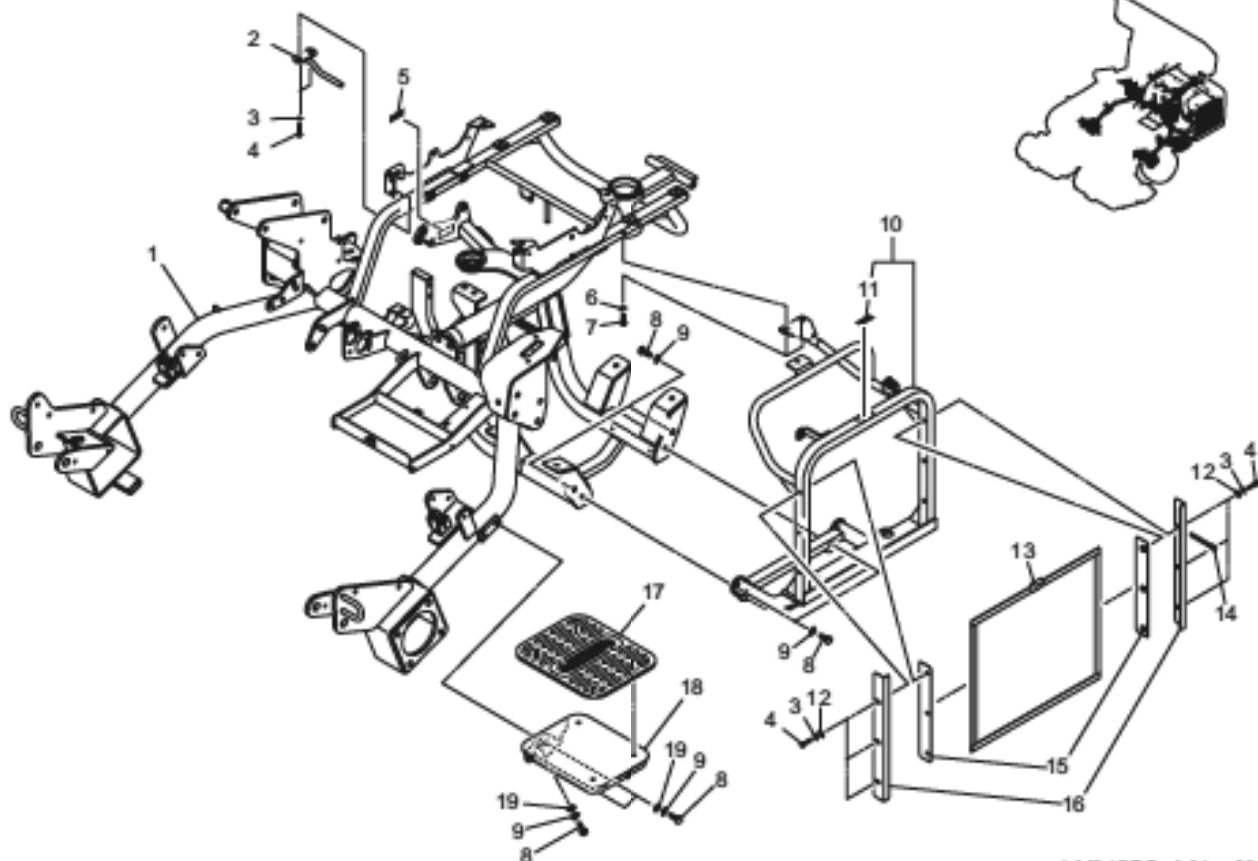
<p>1. Frame section (Diesel)P6</p> 	<p>2. Front frame. Traveling connection section AP7</p> 	<p>3. Front frame. Traveling connection section BP8</p> 	<p>4. Steering section AP10</p> 
<p>5. Steering section BP12</p> 	<p>A6. Seat sectionP13</p> 	<p>7. Cover sectionP15</p> 	<p>8. Cover section (Diesel)P16</p> 
<p>9. Front wheel section (SO tire)P17</p> 	<p>A9. Front wheel section (PD tire)P18</p> 	<p>10. Rear wheel, Brake sectionP19</p> 	<p>11. Rear wheel, Brake section (2WD)P20</p> 
<p>12. Rear wheel, Brake section (3WD)P21</p> 	<p>13. Tension pulley, Pump joint sectionP23</p> 	<p>14. Engine section A (Diesel)P24</p> 	<p>15. Engine section B (Diesel)P26</p> 
<p>A15. Engine section C (Diesel)P28</p> 	<p>16. Mission Ass'y sectionP29</p> 	<p>17. Mission section AP30</p> 	<p>18. Mission section BP32</p> 

<p>19. Mission section CP33</p> 	<p>20. Hydraulic section AP34</p> 	<p>21. Hydraulic section BP38</p> 	<p>22. Hydraulic section CP38</p> 
<p>23. Hydraulic section DP40</p> 	<p>24. Hydraulic section EP41</p> 	<p>25. Hydraulic pump & Neutral lever sectionP42</p> 	<p>26. Hydraulic section A (3WD)P43</p> 
<p>27. Hydraulic section B (3WD)P45</p> 	<p>28. Lift fork sectionP46</p> 	<p>29. Mower arm sectionP47</p> 	<p>30. Electrical section AP49</p> 
<p>31. Electrical section BP51</p> 	<p>32. Electrical section (Diesel)P52</p> 	<p>33. Grass catcher sectionP53</p> 	<p>34. Manual case sectionP54</p> 
<p>35. Additional parts for CE complianceP55</p> 	<p>A36. Mower : Front roller sectionP56</p> 	<p>B36. Mower : Rear roller sectionP58</p> 	<p>37. Mower : Bedknife & Cover sectionP59</p> 

<p>38. Mower : Gearbox section AP61</p> 	<p>39. Mower : Gearbox section BP63</p> 	<p>40. Flexible wire sectionP64</p> 	<p>41. Accessory section (Diesel)P66</p> 
<p>42. Maintenance suppliesP67</p> 	<p>43. ROPS sectionP68</p> 	<p>44. Ball proof net sectionP69</p> 	<p>45. Front wheel weight sectionP70</p> 
<p>46. Light sectionP71</p> 	<p>47. CR brush sectionP72</p> 	<p>48A. Front attachments Ass'y section (Option).....P74</p> 	<p>49A. Front attachments parts sectionP75</p> 
<p>50. Groomer, dethatcher parts section.....P77</p> 	<p>51. Rotary brush parts sectionP78</p> 	<p>52. Smooth front roller section (Option)P79</p> 	<p>53. Broom, swisher holder sectionP80</p> 

1. Frame section (Diesel)

LM315GC

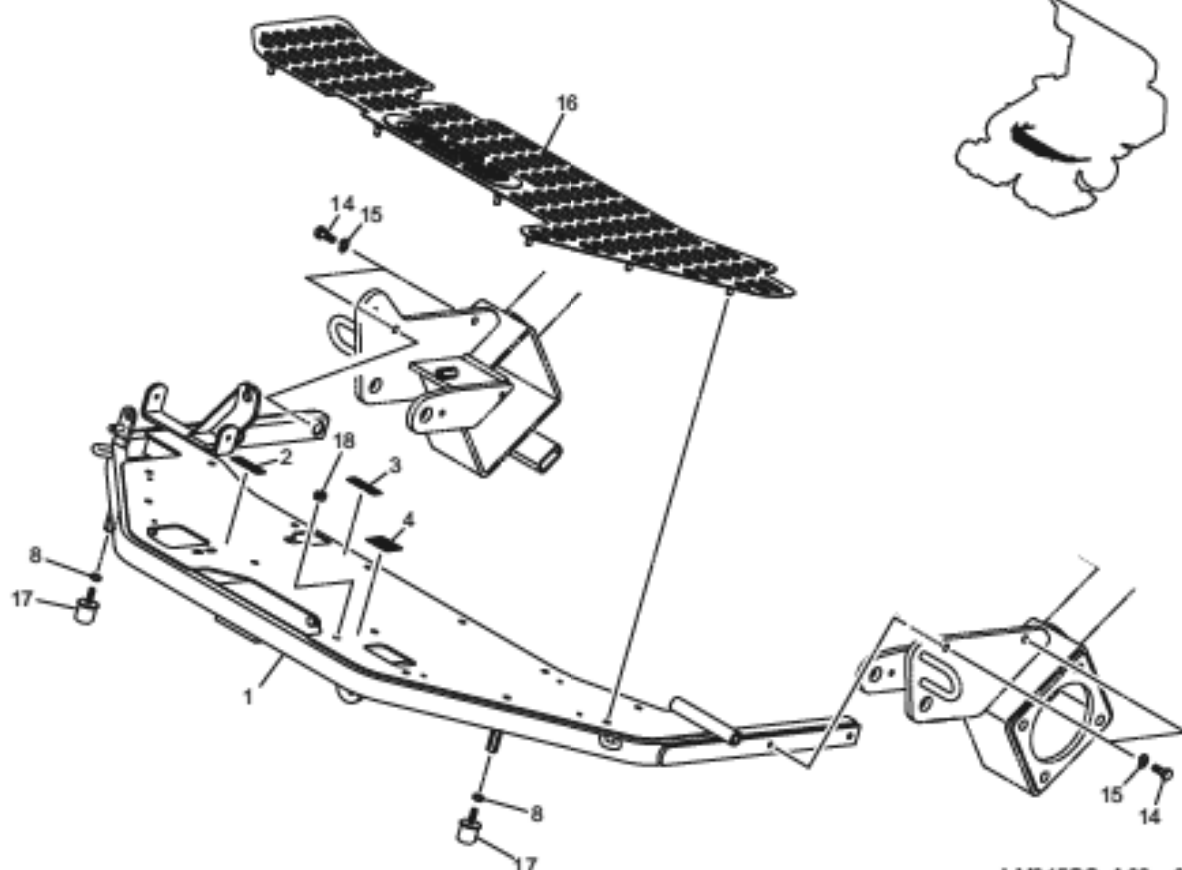


LM315GC_A01_z00

Cat No.	Code No.	Part name	Qty	Remark	SN of application
1-1	LM315GC0201CD	FRAME, D TYPE	1		
1-2	LM315GC0207ZD	HARDWARE, GUIDING	1		
1-3	K0200060002	WASHER, SPRING M6	8		
1-4	K0000060402	BOLT, M6-40	8		
1-5	K4205001910	DECAL, CAUTION NOT TO GET CAUGHT IN	1		
1-6	K0200080002	WASHER, SPRING M8	2		
1-7	K0000080152	BOLT, M8-15	2		
1-8	K0000100202	BOLT, M10-20	7		
1-9	K0200100002	WASHER, SPRING M10	7		
1-10	LM315GC0220ZD	BASE COMP, RADIATOR	1		
1-11	K4205001920	DECAL, CAUTION TO HOT PARTS	1		
1-12	K5011606202	WASHER, SPCC 1.6-6-20	6		
1-13	LM315GC0206A2	MESH,ANTIDUST	1		
1-14	K4281000020	CLAMP, HARNESS 8.5 80	1		
1-15	LM315GC0205ZD	PLATE, DUCT	2		
1-16	LM315GC0203AD	PLATE, GUIDING MESH	2		
1-17	LM315GC0903ZD	MAT,STEP	1		
1-18	LM315GC0902ZD	STEP	1		
1-19	K5000100002	WASHER, M10	3		

2. Front frame, Traveling connection section A

LM315GC

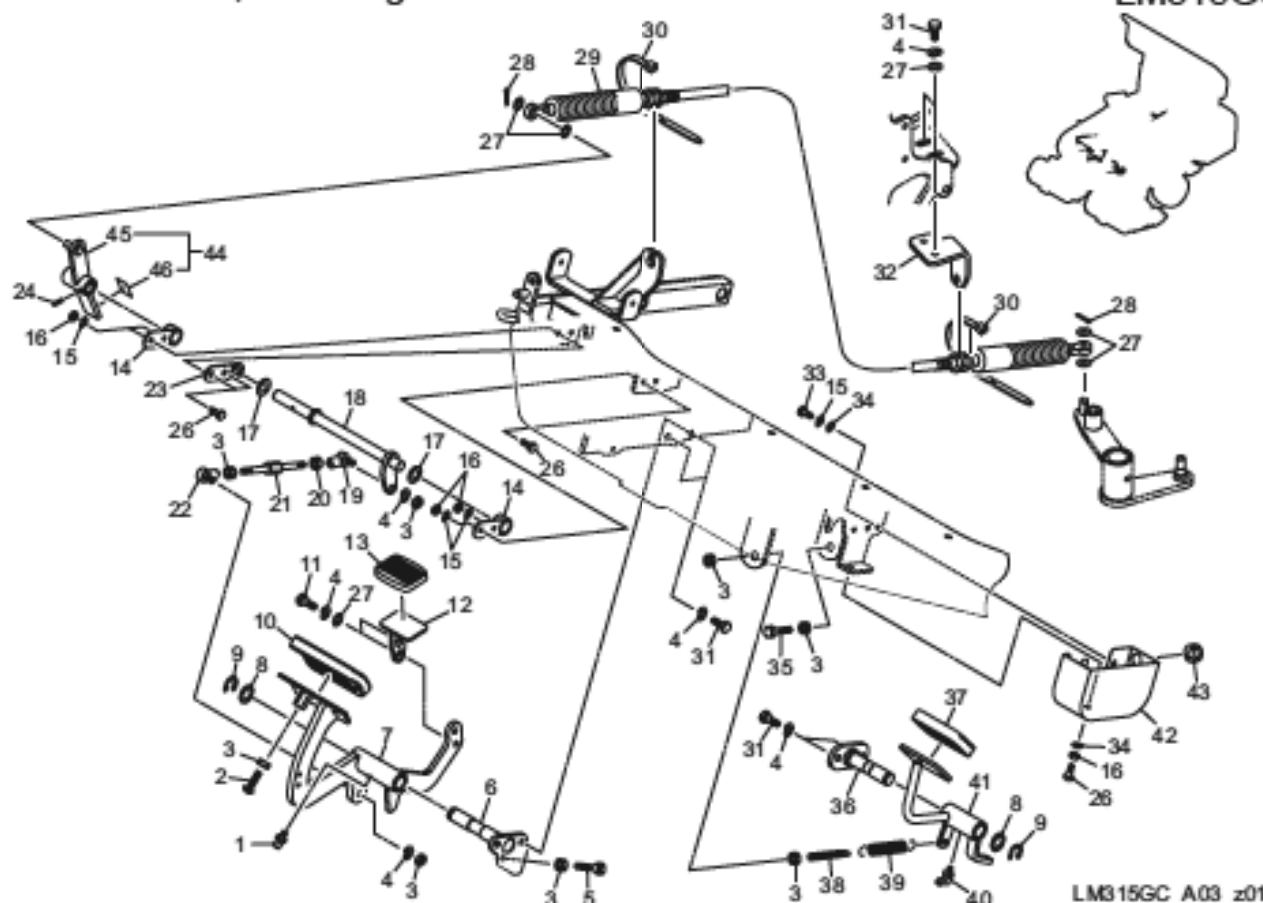


LM315GC_A02_z01

Cat No.	Code No.	Part name	Qty	Remark	SN of application
2-1	LM315GC0301AD	FRAME, FRONT	1		
2-2	K4203001430	STICKER, FORWARD	1		
2-3	K4203001440	STICKER, BACKWARD	1		
2-4	K4203001520	STICKER,	1		
2-5					
2-6					
2-7					
2-8	KD100080002	NUT, M8	2		
2-9					
2-10					
2-11					
2-12					
2-13					
2-14	KD010080202	BOLT, HT M8-20	4		
2-15	KD200080002	WASHER, SPRING M8	4		
2-16	LM315GC030220	SHEET, RUBBER LARGE FOR STEP	1		
2-17	K4049030000	RUBBER, STOPPER KI-30	2		
2-18	KD900300090	GROMMET, W/SEALING	1		

3. Front frame, Traveling connection section B

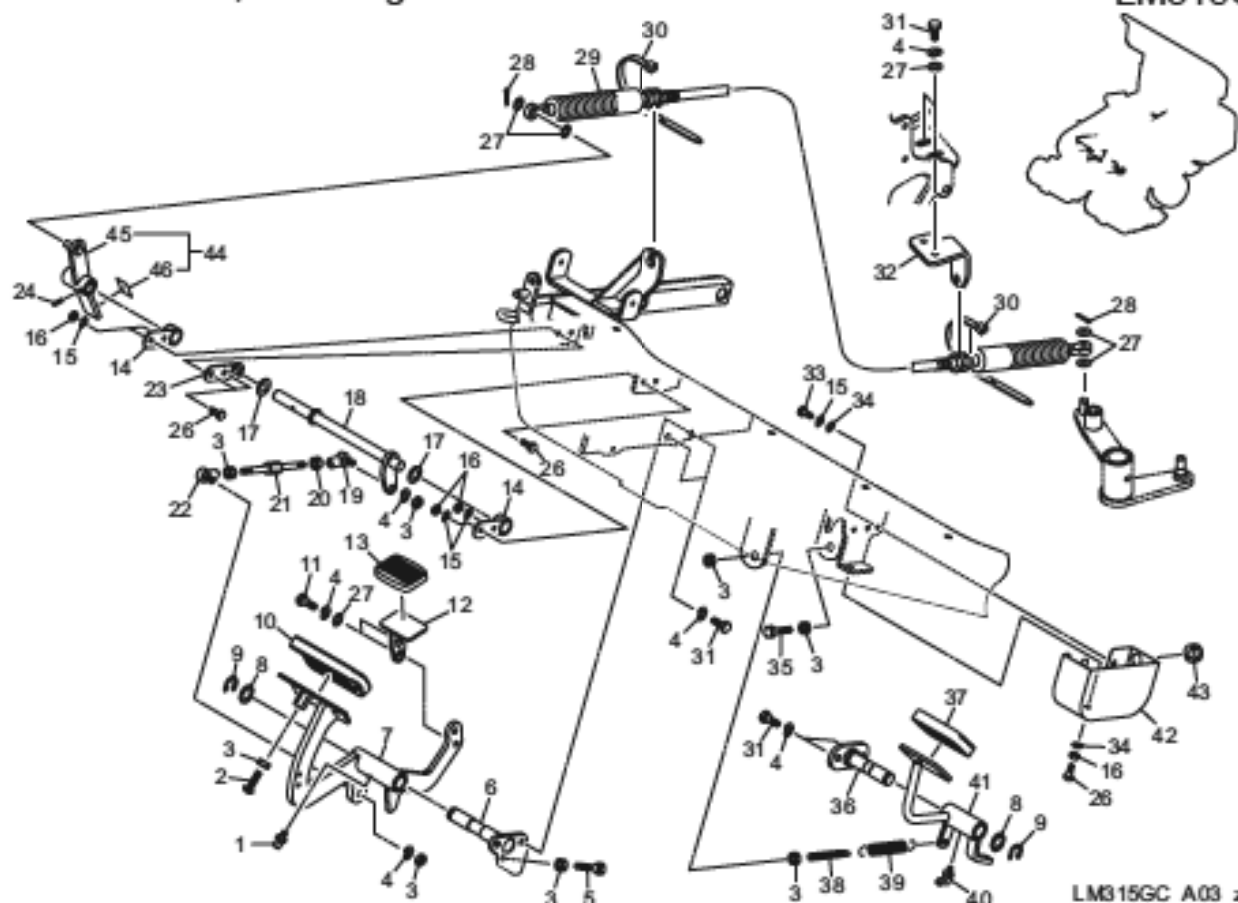
LM315GC



Cat No.	Code No.	Part name	Qty	Remark	SN of application
3-1	K1440000010	GREASE NIPPLE, A TYPE	1		
3-2	K0045080302	SCREW, + TRUSS HEAD M8-30	1		
3-3	K0100080002	NUT, M8	8		
3-4	K0200080002	WASHER, SPRING M8	10		
3-5	K0000080302	BOLT, M8-30	1		
3-6	LM315GC0303ZD	FULCRUM, TRAVELING PEDAL	1		
3-7	LM315GC0304AD	PEDAL, TRAVELLING	1		
3-8	K5051016240	WASHER, C5191P 1-16-24	2		
3-9	K0400012002	RING, RETAINING E M12	2		
3-10	K4050000050	RUBBER, FOR PEDAL 70100	1		
3-11	K0000080152	BOLT, M8-15	2		
3-12	LM315GC0305AD	PEDAL_BACKWARD	1		
3-13	K4050000020	RUBBER, FOR PEDAL 4560	1		
3-14	LM315GB0314A2	HARDWARE, FULCRUM	2		
3-15	K0200060002	WASHER, SPRING M6	5		
3-16	K0100060002	NUT, M6	5		
3-17	K5051013220	WASHER, C5191P 1-13-22	2		
3-18	LM315GC0306Z2	SHAFT, INTERMEDIATE LEVER	1		
3-19	K16080800L0	JOINT, SPHERICAL SQ8L	1		
3-20	K0180080002	NUT, LEFT-HANDED M8	1		
3-21	K6084000122	SHAFT, ADJUSTING THREADED M8	1		
3-22	K1608080000	JOINT, SPHERICAL SQ8	1		
3-23	LM315GB0318Z2	SPACER	1		
3-24	K0324040251	PIN, SPIRAL M4-25	1		
3-25					
3-26	K0000060202	BOLT, M6-20	5		
3-27	K5000080002	WASHER, M8	8		
3-28	K0300020202	PIN, COTTER M2-20	2		
3-29	K1160121010	CABLE, PUSH-PULL 1210	1		
3-30	K4241000120	BAND, PLASTIC TRCV-100	2		

3. Front frame, Traveling connection section B

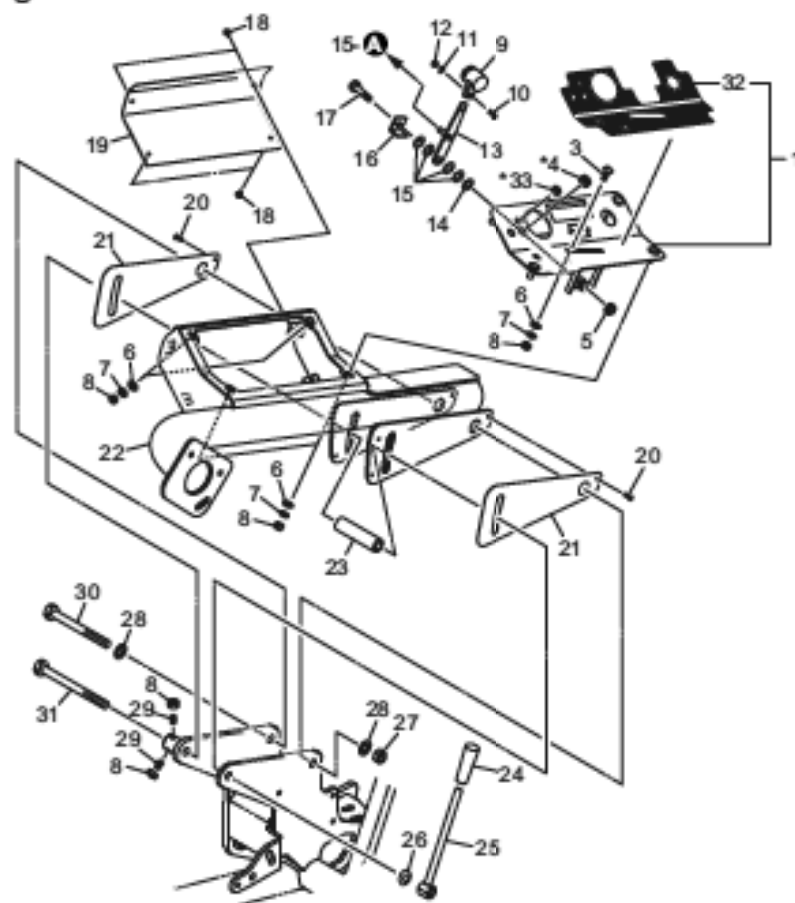
LM315GC



Cat No.	Code No.	Part name	Qty	Remark	SN of application
3-31	K0000080202	BOLT, M8-20	6		
3-32	LM315GC0310ZD	BRACKET, CABLE	1		
3-33	K0000060102	BOLT, M6-10	1		
3-34	K5000060002	WASHER, M6	2		
3-35	K0000080352	BOLT, M8-35	1		
3-36	LM315GB0310Z2	SHAFT, FULCRUM PEDAL	1		
3-37	K4050000010	RUBBER, FOR PEDAL 5575	1		
3-38	K6122000142	SHAFT, TAPPED WITH HOLE M8-70	1		
3-39	K1020000088	SPRING, WITH ROUND HOOK M2.3-17-78	1		
3-40	K1440000020	GREASE NIPPLE, C	1		
3-41	LM315GB0309ZD	PEDAL, MOWER	1		
3-42	LM315GB0311ZD	COVER, SWITCH	1		
3-43	K0900300160	GROMMET, W/SEALING C30SG16A	1		
3-44	LM315GC0311ZD	LEVER COMP, CABLE	1		
3-45	LM315GC0312ZD	LEVER, CABLE	1		
3-46	LM315GC0313ZD	TAPE, ABRASION RESISTANT 0.5-20-30	1		

4. Steering section A

LM315GC



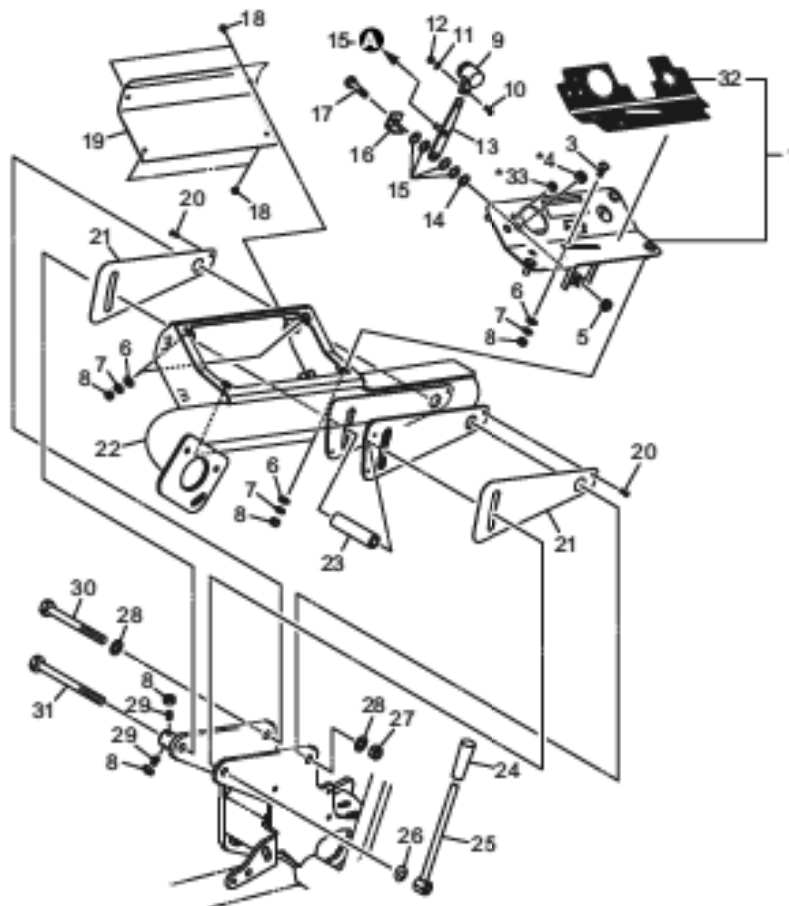
* 2WD only

LM315GC_A04_z01

Cat No.	Code No.	Part name	Qty	Remark	SN of application
4-1	LM315GC0501A0	PANEL, OPERATION D TYPE	1		
4-2					
4-3	K0056080200	SCREW, SUS + TRUSS M8-20	1		
4-4	K0900300120	GROMMET, W/SEALING C30SG12A	1	Only for 2WD type	
4-5	KD100100002	NUT, M10	1		
4-6	K5000080002	WASHER, M8	5		
4-7	K0200080002	WASHER, SPRING M8	5		
4-8	KD100080002	NUT, M8	7		
4-9	K1301000150	GRIP, PLASTIC THROTTLE LEVER	1		
4-10	K0042050082	SCREW, + ROUND HEAD M5-8	1		
4-11	K0200050002	WASHER, SPRING M5	1		
4-12	KD100050002	NUT, M5	1		
4-13	SP05-0340ZD	LEVER, THROTTLE	1		
4-14	K5000100002	WASHER, M10	1		
4-15	K0212100001	WASHER, DISK SPRING L M10-1	4		
4-16	SP05-0341Z2	PLATE, RETAINING	1		
4-17	K0000100352	BOLT, M10-35	1		
4-18	K0044040103	SCREW, + ROUND HEAD WITH W/SW M4-10	4		
4-19	LM315GC0404ZD	COVER, OPERATION PANEL	1		
4-20	K4510615160	RIVET, BLIND AVEX 1661-0516	6		
4-21	LM315GB1102Z0	FACING	2		
4-22	LM315GC0403AD	ARM, HANDLE	1		
4-23	K621200305D	COLLAR, STKM 12.8-22-76	1		
4-24	K1300000070	GRIP, RUBBER BLACK 9-22	1		
4-25	LM315GB1108ZD	LEVER, TILTING	1		
4-26	K0213120002	WASHER, DISK SPRING.H M12-1	1		
4-27	KD144120002	NUT, WITH F-RING, M12	1		
4-28	K5000120002	WASHER, M12	2		
4-29	K0023080151	SETSCREW, M8-15	2		
4-30	K0003121202	BOLT, M12-120	1		

4. Steering section A

LM315GC



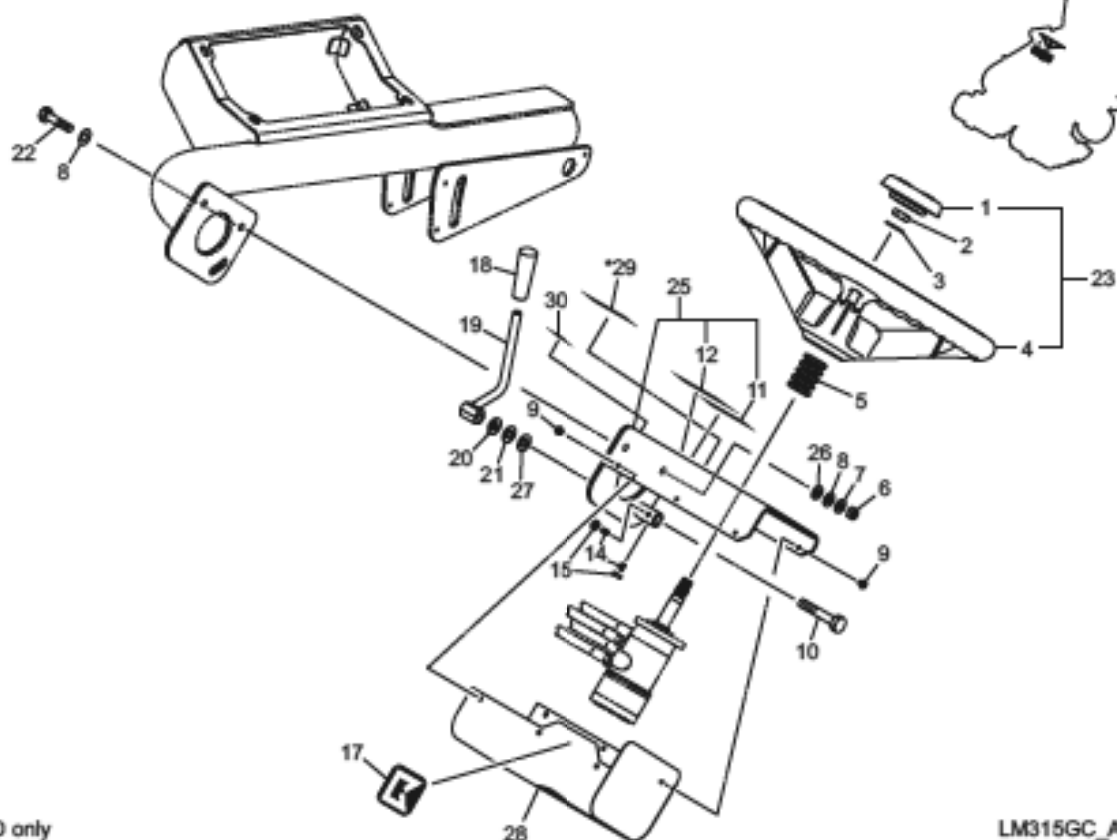
* 2WD only

LM315GC_A04_z01

Cat No.	Code No.	Part name	Qty	Remark	SN of application
4-31	K0003121502	BOLT, M12-150	1		
4-32	LM315GC050420	DECAL, OPERATION TYPE D	1		
4-33	K0900300090	GROMMET, W/SEALING	1	Only for 2WD type	

5. Steering section B

LM315GC



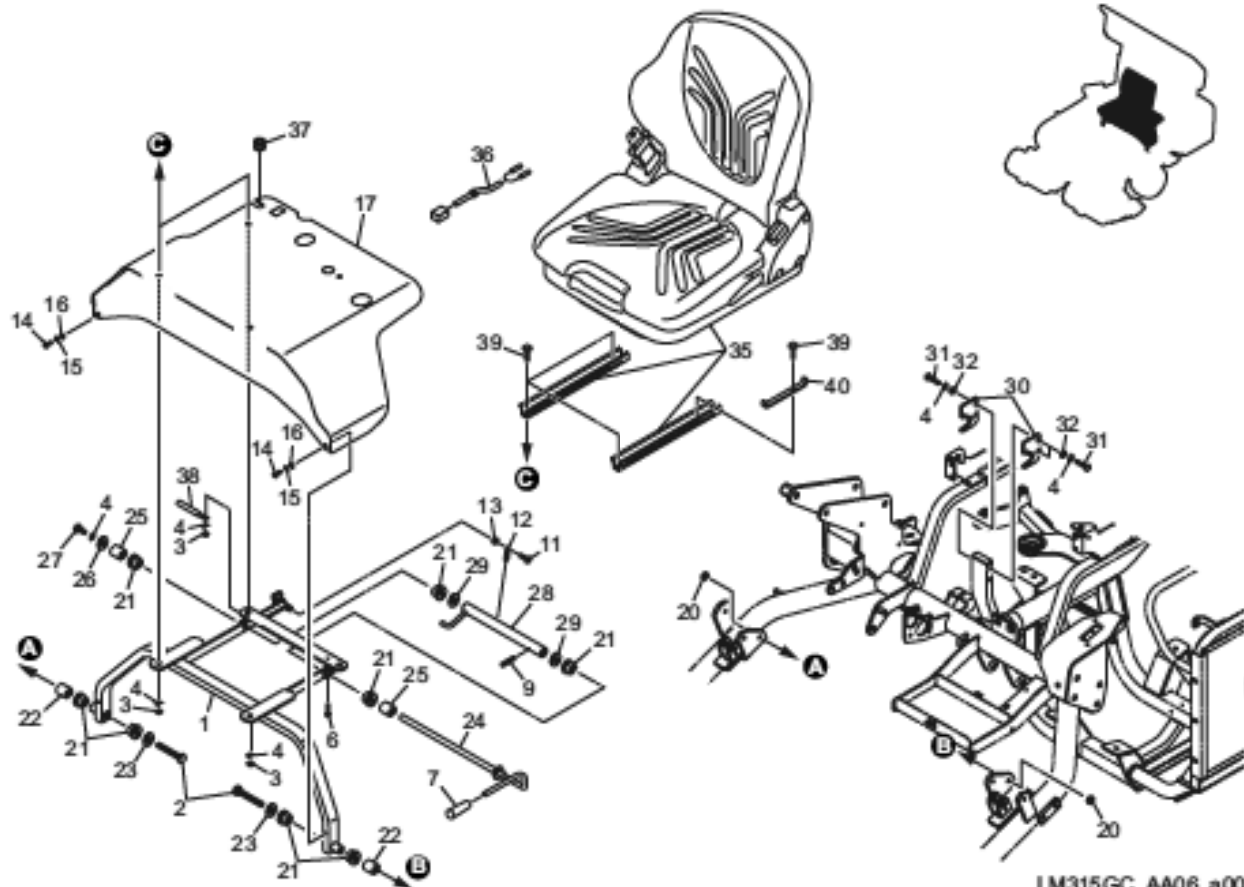
* 3WD only

LM315GC_A05_a01

Cat No.	Code No.	Part name	Qty	Remark	SN of application
5a-1	K1710000140	CAP, STEERING	1		
5-2	K0105160002	NUT, P1.5 M16-3	1		
5-3	K0212160002	WASHER, DISK SPRING L M16-1	1		
5a-4	K1710000130	STEERING, 2282	1		
5-5	K3194200300	TUBE, CORRUGATED, 19-30	1		
5-6	K0144080002	NUT, WITH F-RING, M8	2		
5-7	K0213080002	WASHER, DISK SPRING H M8-1	2		
5-8	K5000080002	WASHER, M8	4		
5-9	K0044040103	SCREW, + ROUND HEAD WITH W/SW M4-10	6		
5-10	K0000100602	BOLT, M10-60	1		
5-11	K4205002040	DECAL, CAUTION SLOPE	1		
5-12	K4205002050	DECAL, CAUTION FLYING OBJECT	1		
5-13					
5-14	K0023060151	SETSCREW, M6-15	2		
5-15	K0100060002	NUT, M6	2		
5-16					
5-17	K4201000590	STICKER, K	1		
5-18	K1300000070	GRIP, RUBBER BLACK 9-22	1		
5-19	LM315GB1107ZD	LEVER, HANDLE	1		
5-20	K0213100002	WASHER, DISK SPRING.H M10-1	1		
5-21	K5000100002	WASHER, M10	1		
5-22	K0000080302	BOLT, M8-30	2		
5a-23	K1710000120	STEERING WHEEL 2282	1		
5-24					
5-25	LM315GC0421B0	BRACKET COMP, ORBIT ROLL	1		
5-26	K5051008180	WASHER, C5191P 1-8-18	3		
5-27	K5051010220	WASHER, C5191P 1-10-22	1		
5-28	LM315GC0409Z0	COVER, ORBIT ROLL	1		
5-29	K4205002080	DECAL, CAUTION SLOPE 3WD	1	3WD only	
5-30	K4205002090	DECAL, CAUTION TO NOISE	1		

A6. Seat section

LM315GC

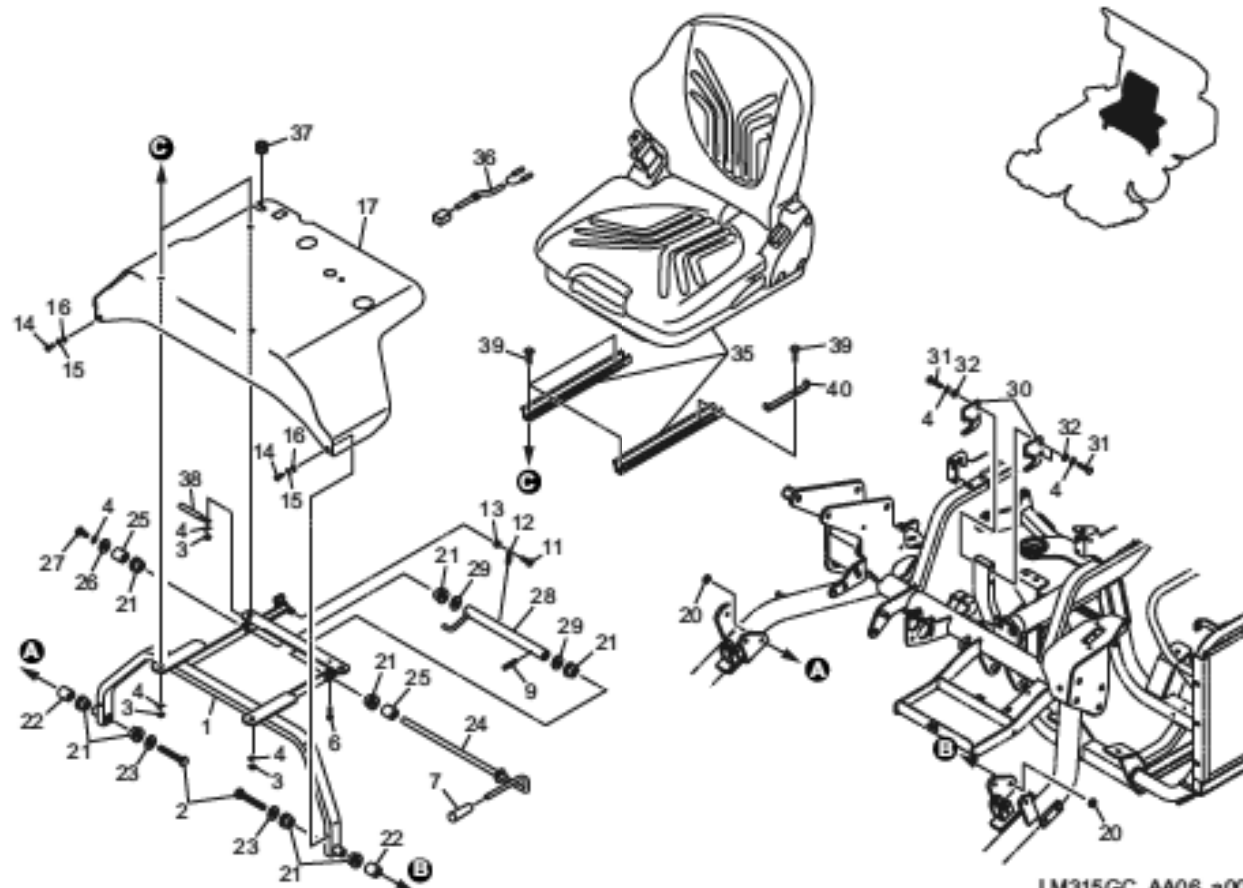


LM315GC_AA06_a00

Cat No.	Code No.	Part name	Qty	Remark	SN of application
AA6-1	LM315GC2803BD	BASE, SEAT	1		
A6-2	K0003100752	BOLT, M10-75	2		
A6-3	K0100080002	NUT, M8	4		
A6-4	K0200080002	WASHER, SPRING M8	9		
A6-5					
A6-6	K0000060402	BOLT, M6-40	1		
A6-7	K1300000070	GRIP, RUBBER BLACK 9-22	1		
A6-8					
A6-9	K0324040251	PIN, SPIRAL M4-25	1		
A6-10					
A6-11	K0000060252	BOLT, M6-25	1		
A6-12	K1020000198	SPRING, WITH ROUND HOOK M2.6-15.5-84	1		
A6-13	K0100060002	NUT, M6	2		
A6-14	K0000060102	BOLT, M6-10	2		
A6-15	K0200060002	WASHER, SPRING M6	2		
A6-16	K5000060002	WASHER, M6	2		
A6-17	LM315GC2805BC	COVER, SEAT BASE	1		
A6-18					
A6-19					
A6-20	K0100100002	NUT, M10	2		
A6-21	K4031000050	RUBBER, ROUND FOR HANDLE 35	8		
A6-22	K6212004302	COLLAR, STKM 10.2-18-51.5	2		
A6-23	K5012010312	WASHER, SPCC 2-10-31	2		
A6-24	LM315GC2806AD	SHAFT, ADJUSTING	1		
A6-25	K6212004282	COLLAR, STKM 12.8-18-40	2		
A6-26	K5012308352	WASHER, SPCC 2.3-8-35	1		
A6-27	K0000080152	BOLT, M8-15	1		
A6-28	LM315GC2807ZD	SUPPORT	1		
A6-29	K5012013322	WASHER, SPCC 2-12.8-32	2		
A6-30	LM315GC2808ZD	PLATE, ADJUSTING B	2		

A6. Seat section

LM315GC

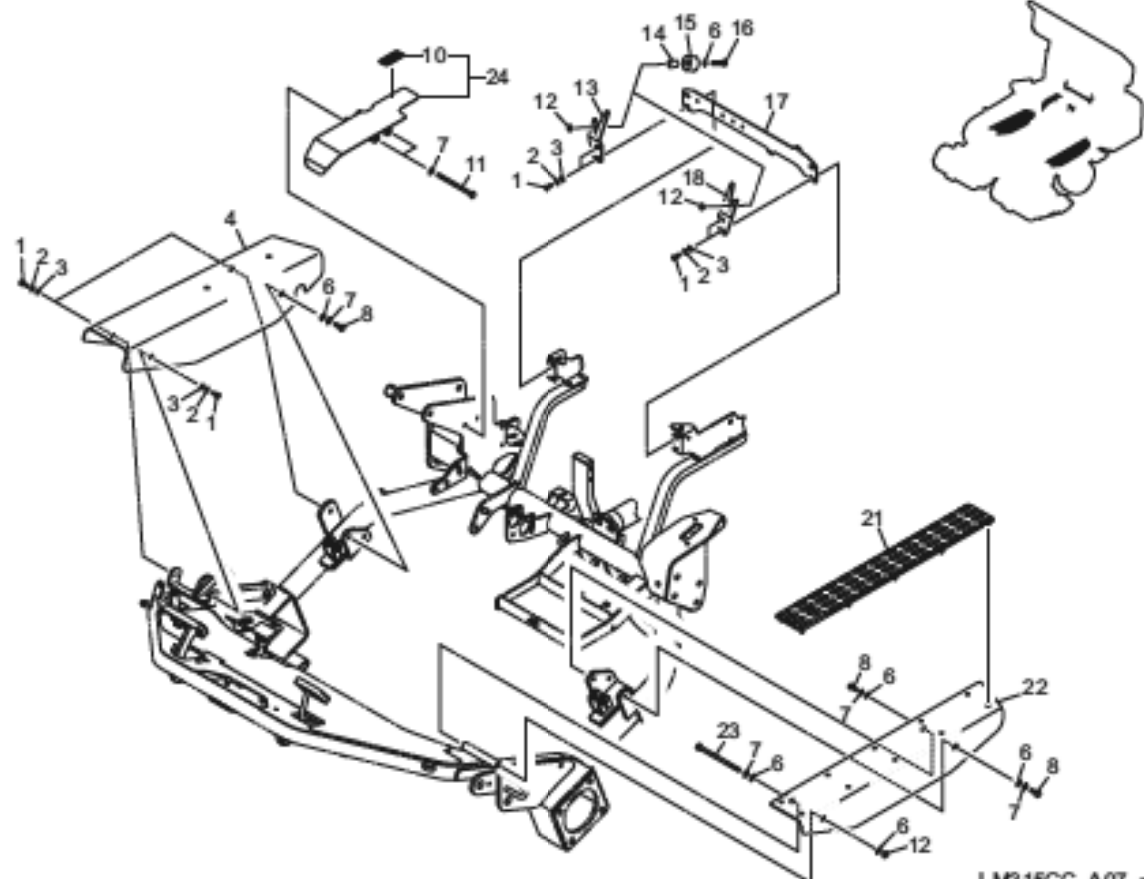


LM315GC_AA06_a00

Cat No.	Code No.	Part name	Qty	Remark	SN of application
A6-31	K0000080252	BOLT, M8-25	4		
A6-32	K5000080002	WASHER, M8	4		
A6-33					
A6-34					
A6-35	K1700000370	SEAT, MSG65	1		
A6-36	K3620001020	WIRE, SEAT SWITCH NC	1		
A6-37	K0910000080	GROMMET, B-8-1	1		
A6-38	K4281000020	CLAMP, HARNESS 8.5 80	1		
A6-39	K0069000272	BOLT, SQ HEAD M8-25	4		
A6-40	LM315GC3602ZD	STOPPER, SEAT	1		

7. Cover section

LM315GC

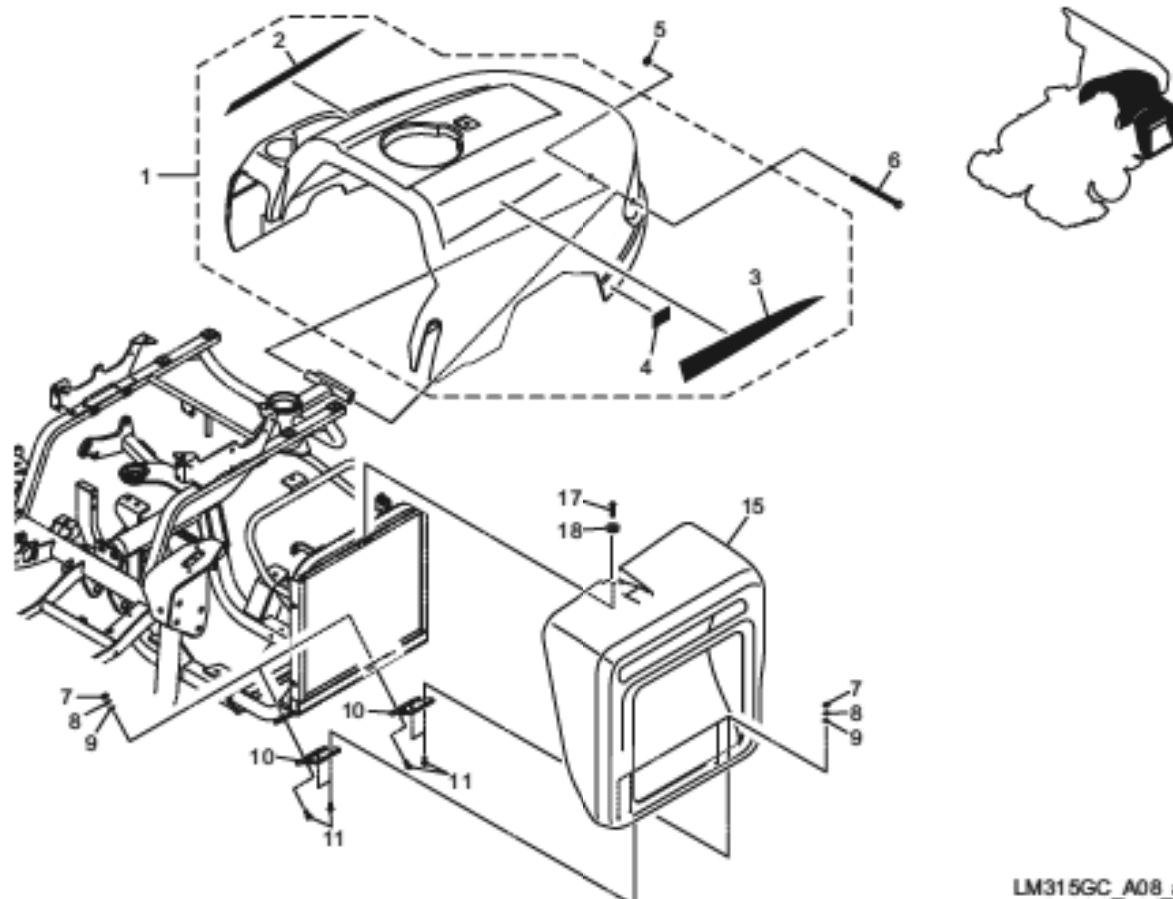


LM315GC_A07_z01

Cat No.	Code No.	Part name	Qty	Remark	SN of application
7-1	K0000060152	BOLT, M6-15	7		
7-2	K0200060002	WASHER, SPRING M6	7		
7-3	K5000060002	WASHER, M6	7		
7-4	LM315GC2104AD	COVER, (R)	1		
7-5					
7-6	K5000080002	WASHER, M8	7		
7-7	K0200080002	WASHER, SPRING M8	6		
7-8	K0000080152	BOLT, M8-15	3		
7-9					
7-10	K4205001910	DECAL, CAUTION NOT TO GET CAUGHT IN	1		
7-11	K0003081002	BOLT, M8-100	2		
7-12	K0100080002	NUT, M8	3		
7-13	LM315GC2108Z2	RECEIVER, REAR COVER (R)	1		
7-14	K6212001952	COLLAR, STKM M8-10-16	2		
7-15	K4031000100	STOPPER, RUBBER	2		
7-16	K0000080302	BOLT, M8-30	2		
7-17	LM315GC2106ZR	MOUNT, ELECTRONIC	1		
7-18	LM315GC2109Z2	RECEIVER, REAR COVER (L)	1		
7-19					
7-20					
7-21	LM315GC2107Z0	SHEET, RUBBER FOR STEP	1		
7-22	LM315GC2102AD	STEP, (L)	1		
7-23	K0003081302	BOLT, M8-130	1		
7-24	LM315GC2121Z0	COVER COMP, BELT	1		

8. Cover section (Diesel)

LM315GC

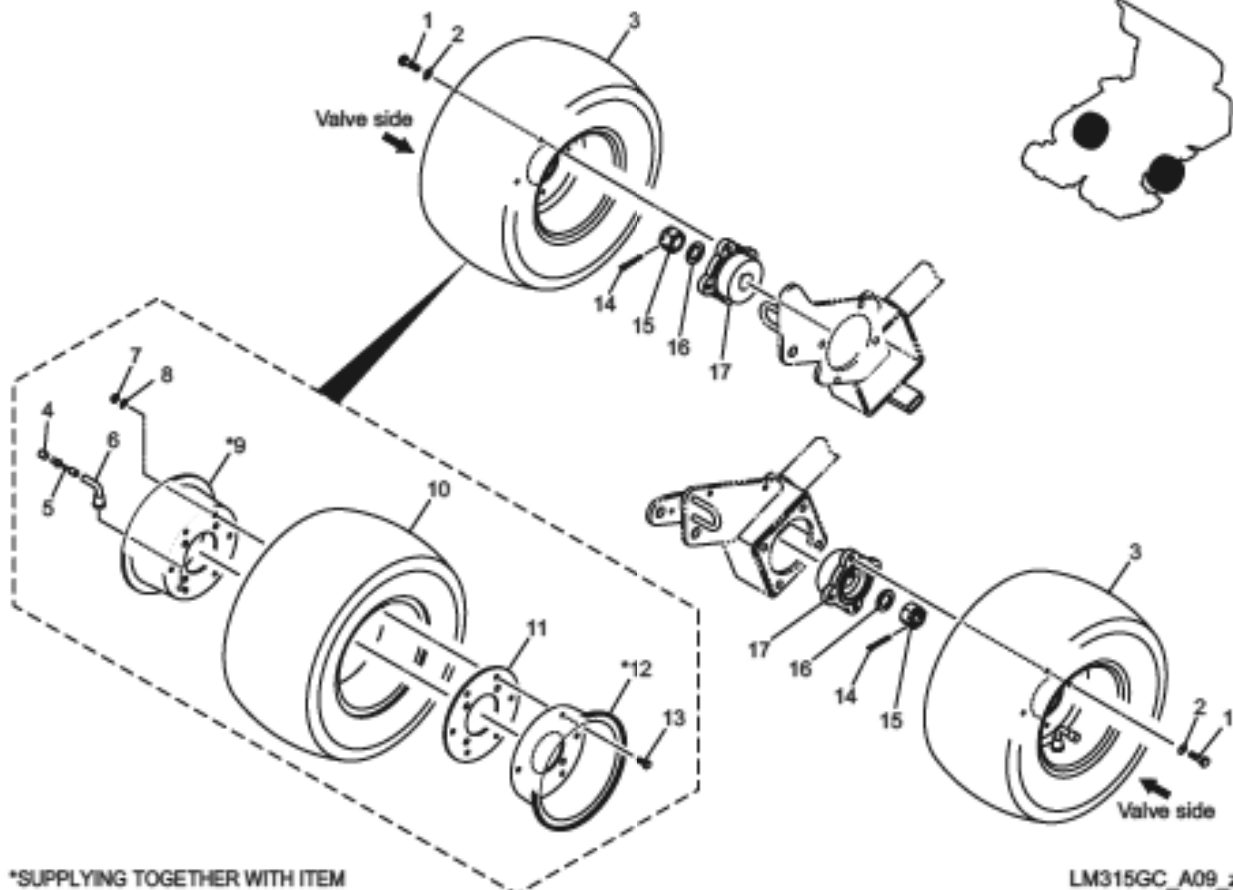


LM315GC_A08_a00

Cat No.	Code No.	Part name	Qty	Remark	SN of application
8-1	LM315GC2202Z0	COVER ASSY, REAR DIESEL	1		
8-2	LM315GC2116Z0	STICKER, LM315GC (R)	1		
8-3	LM315GC2117Z0	STICKER, LM315GC (L)	1		
8-4	K4205001920	DECAL, CAUTION TO HOT PARTS	1		
8-5	KD144100002	NUT, WITH F-RING, M10	1		
8-6	K0003101602	BOLT, M10-160	1		
8-7	KD100050002	NUT, M5	8		
8-8	K0200050002	WASHER, SPRING M5	8		
8-9	K5000050002	WASHER, M5	8		
8-10	K4520000210	HINGES, RESIN HOLED 5.2-75	2		
8-11	K0000050152	BOLT, M5-15	8		
8-12					
8-13					
8-14					
8-15	LM315GC2210A0	COVER COMP, RADIATOR	1		
8-16					
8-17	K0045080302	SCREW, + TRUSS HEAD M8-30	1		
8-18	K4031000070	RUBBER, VIBRATION PROOF 5-825	1		

9. Front wheel section (SO tire)

LM315GC



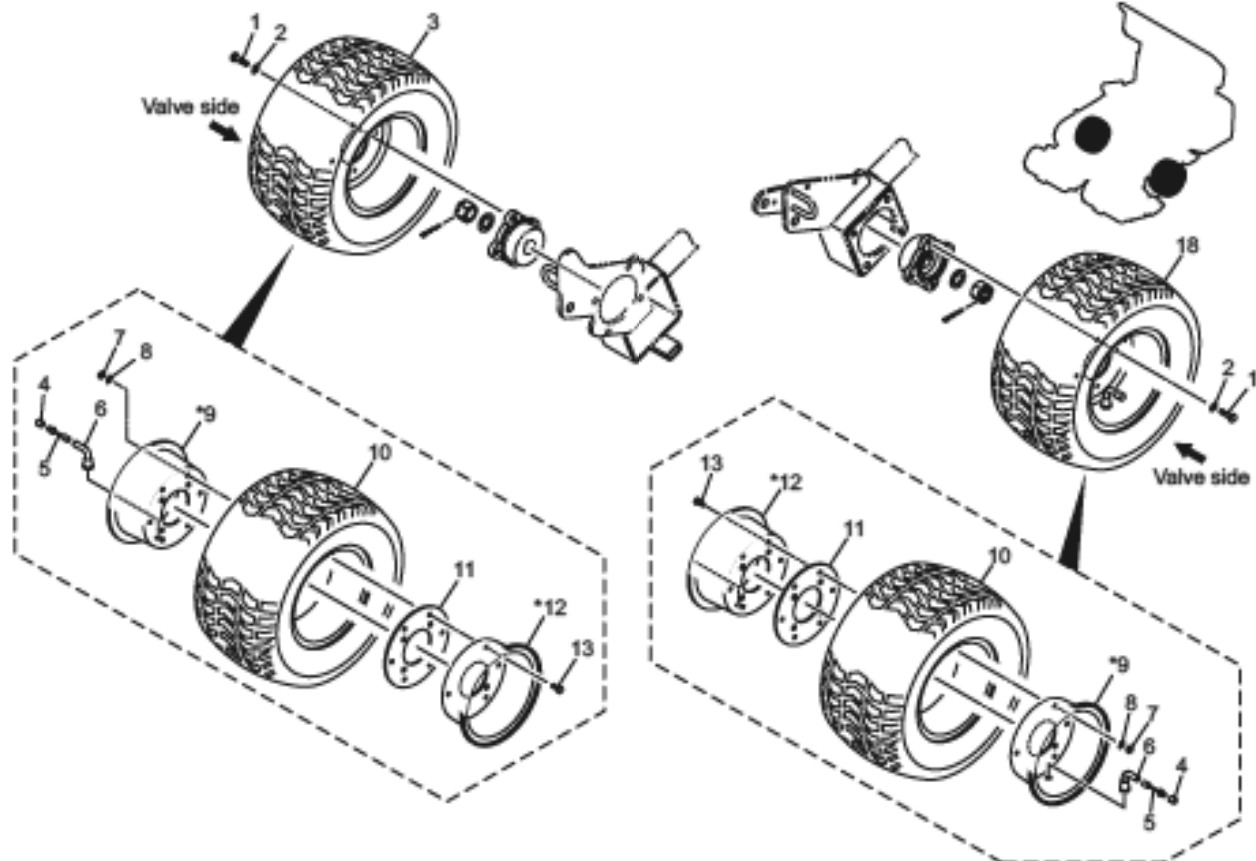
*SUPPLYING TOGETHER WITH ITEM

LM315GC_A09_z01

Cat No.	Code No.	Part name	Qty	Remark	SN of application
9-1	K0010100302	BOLT, HT M10-30	8		
9-2	K0213100002	WASHER, DISK SPRING.H M10-1	8		
9-3	K2040000110	TIRE ASSY, SO18*9.5-8	2		
9-4	K2093000010	CAP, VALVE	2		
9-5	K2092000010	CORE, VALVE NO.8000	2		
9-6	K2097000040	VALVE, RIM PVR70	2		
9-7	K0100080002	NUT, M8	12		
9-8	K0200080002	WASHER, SPRING M8	12		
9-9	K209000016L	WHEEL, 7.00SP*8 WITH VALVE HOLE	2	Supplying together with item	
9-10	K2041000030	TIRE, SO18*9.5-82P	2		
9-11	K2095000010	PACKING, F-8P-D	2		
9-12	K209000015L	WHEEL, 7.00SP*8	2	Supplying together with item	
9-13	K0000080152	BOLT, M8-15	12		
9-14	K0300050452	PIN, COTTER M5-45	2		
9-15	K0138240002	NUT, HIGH SLOTTED P1.5 M24	2		
9-16	K5073225402	WASHER, SPHC 3.2-25-40	2		
9-17	K216000012D	MOUNT, FRONT TIRE M10	2		

A9. Front wheel section (PD tire)

LM315GC



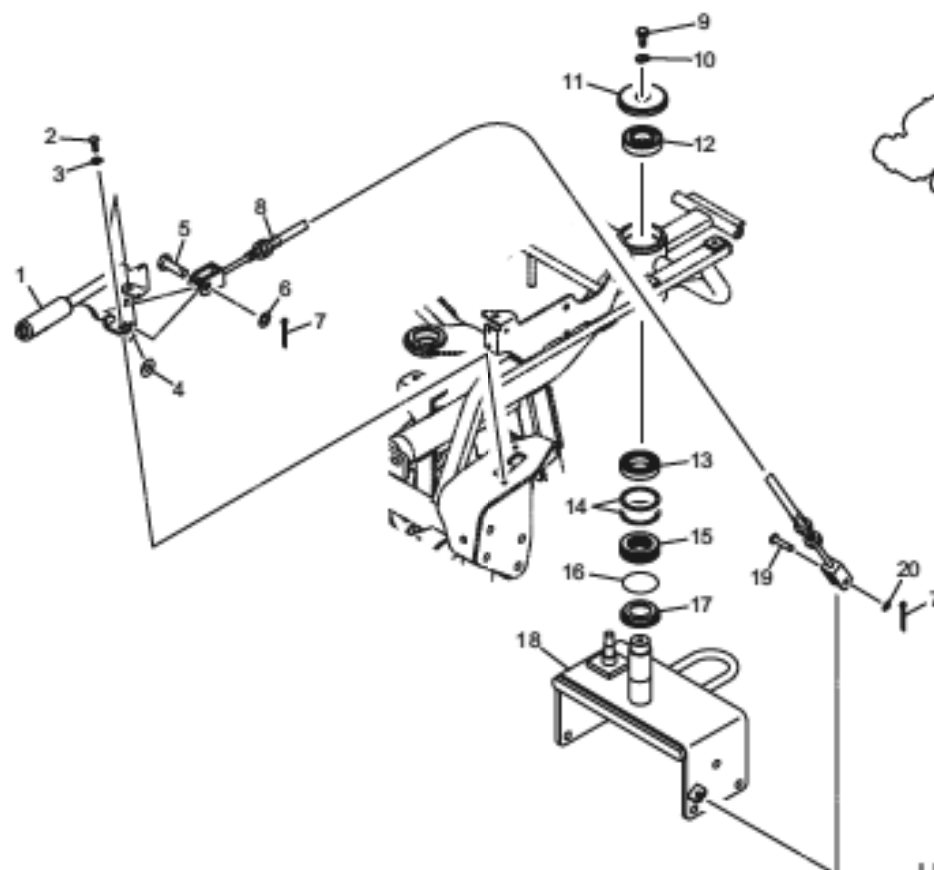
*SUPPLYING TOGETHER WITH ITEM

LM315GC_AA09_z00

Cat No.	Code No.	Part name	Qty	Remark	SN of application
A9-1	K0010100302	BOLT, HT M10-30	8		
A9-2	K0213100002	WASHER, DISK SPRING.H M10-1	8		
A9-3	K2040000620	TIRE ASSY,PD18*8.50-8AyL	1		
A9-4	K2093000010	CAP, VALVE	2		
A9-5	K2092000010	CORE, VALVE NO.8000	2		
A9-6	K2097000040	VALVE, RIM PVR70	2		
A9-7	K0100080002	NUT, M8	12		
A9-8	K0200080002	WASHER, SPRING M8	12		
A9-9	K209000016L	WHEEL, 7.00SP*8 WITH VALVE HOLE	2	Supplying together with item	
A9-10	K2041000070	TIRE, PD18*8.5-8	2		
A9-11	K2095000010	PACKING, F-8P-D	2		
A9-12	K209000015L	WHEEL, 7.00SP*8	2	Supplying together with item	
A9-13	K0000080152	BOLT, M8-15	12		
A9-14					
A9-15					
A9-16					
A9-17					
A9-18	K2040000610	TIRE ASSY,PD18*8.50-8AyR	1		

10. Rear wheel, Brake section

LM315GC

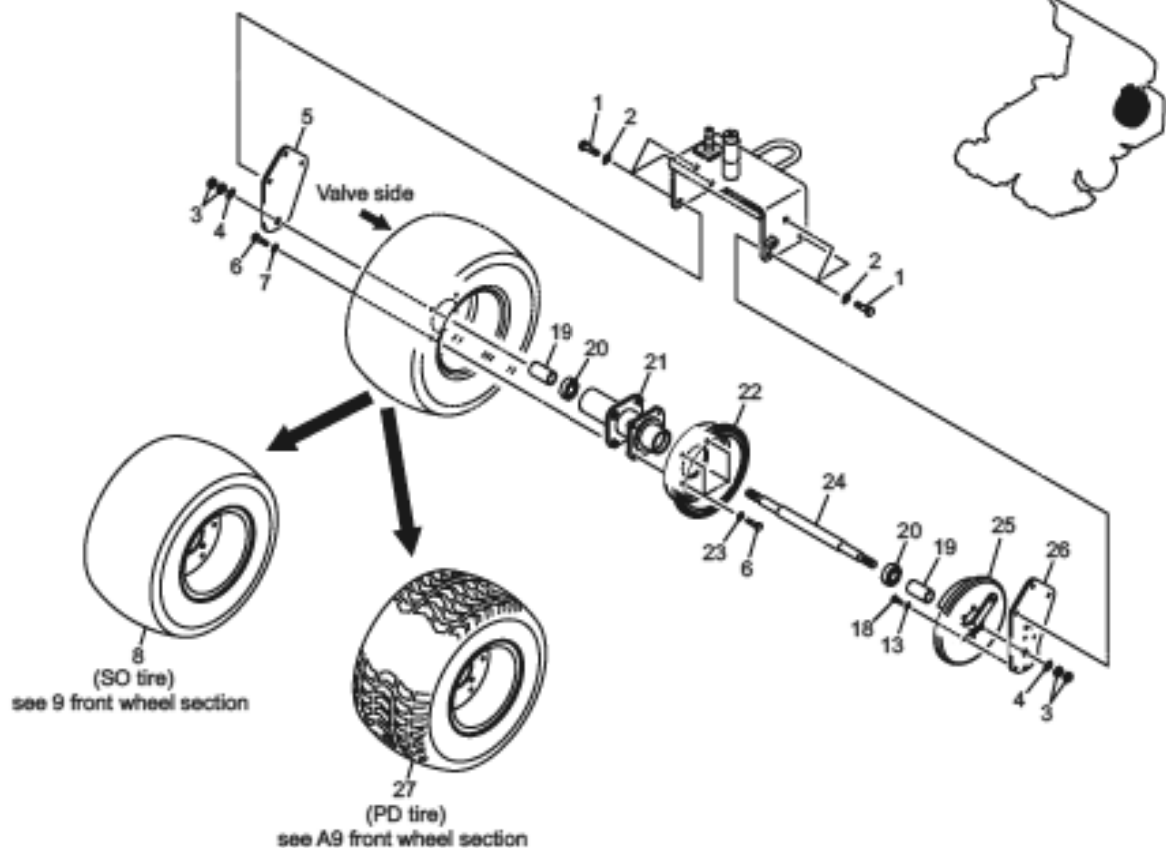


LM315GC_A10_z00

Cat No.	Code No.	Part name	Qty	Remark	SN of application
10-1	K1724000020	LEVER ASSY, SIDE BRAKE	1		
10-2	K0000080152	BOLT, M8-15	2		
10-3	K0200080002	WASHER, SPRING M8	2		
10-4	K5073212352	WASHER, SPHC 3.2-12-35	1		
10-5	K6030120242	PIN, FLAT HEAD M12-24	1		
10-6	K5000120002	WASHER, M12	1		
10-7	K0300025202	PIN, COTTER M2.5-20	2		
10-8	K1120106000	WIRE, BRAKE 1060	1		
10-9	K0000100202	BOLT, M10-20	1		
10-10	K0200100002	WASHER, SPRING M10	1		
10-11	K620400053D	COVER, FOR BEARING	1		
10-12	K0612062060	BEARING, BALL SEAL 2RD 6206	1		
10-13	K0600060070	BEARING, BALL 6007	1		
10-14	K5011052622	WASHER, SPCC 1-52-62	2		
10-15	K0640512070	BEARING, BALL THRUST 51207	1		
10-16	K0880052000	O-RING, P52	1		
10-17	K6204000372	RECEIVER, THRUST BEARING	1		
10-18	LM315GC1003ZD	ARM, REAR WHEEL	1		
10-19	K6030080172	PIN, FLAT HEAD M8-17	1		
10-20	K5000080002	WASHER, M8	1		

11. Rear wheel, Brake section (2WD)

LM315GC

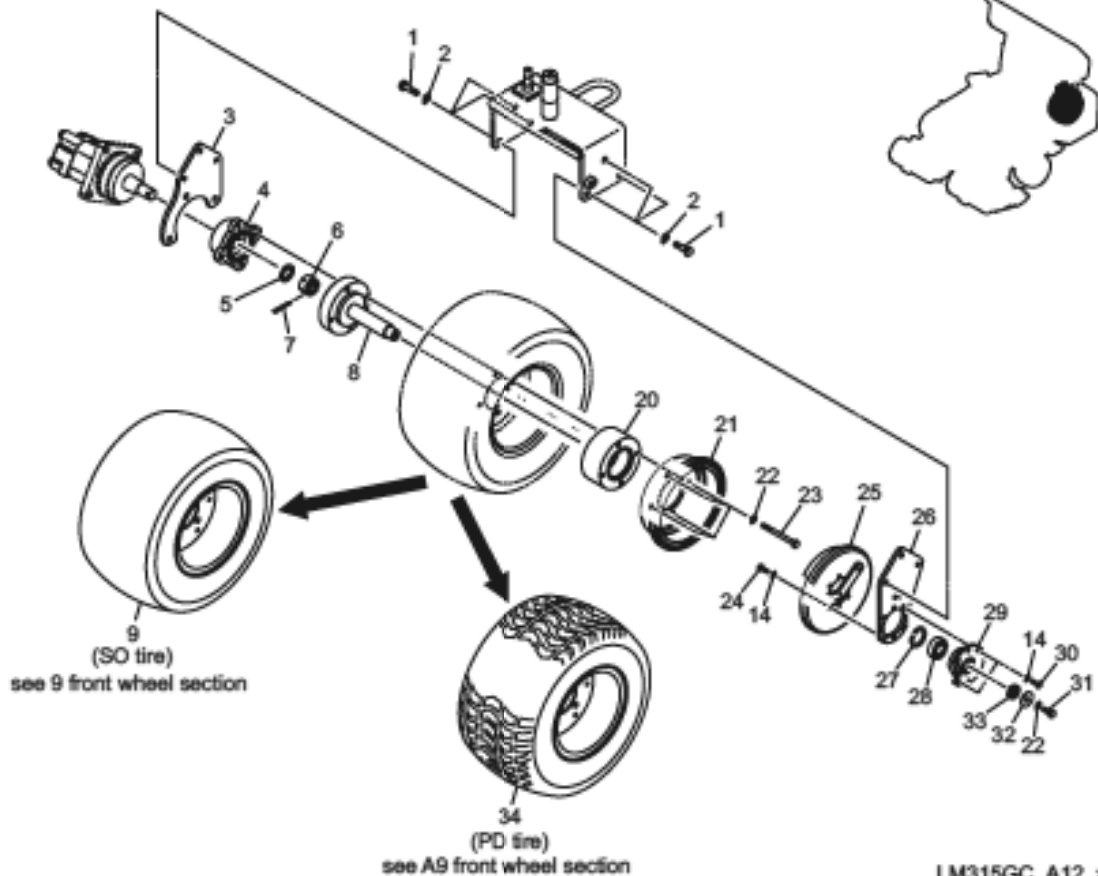


LM315GC_A11_z01

Cat No.	Code No.	Part name	Qty	Remark	SN of application
11-1	K0000120252	BOLT, M12-25	6		
11-2	K0200120002	WASHER, SPRING M12	6		
11-3	K0105160002	NUT, P1.5 M16-3	4		
11-4	K5000160002	WASHER, M16	2		
11-5	LM315GC1007ZD	BRACKET, REAR WHEEL (R)	1		
11-6	K0010100302	BOLT, HT M10-30	8		
11-7	K0213100002	WASHER, DISK SPRING.H M10-1	4		
11-8	K2040000110	TIRE ASSY, SO18"9.5-8	1		
11-9					
11-10					
11-11					
11-12					
11-13	K0200080002	WASHER, SPRING M8	6		
11-14					
11-15					
11-16					
11-17					
11-18	K0000080152	BOLT, M8-15	6		
11-19	K6212003682	COLLAR, STKM 20.225.4-35	2		
11-20	K0612062040	BEARING, BALL SEAL 2RD 6204	2		
11-21	LM315GC1005AD	HOUSING, REAR WHEEL	1		
11-22	K6909000202	DRUM, BRAKE 181	1		
11-23	K0200100002	WASHER, SPRING M10	4		
11-24	LM315GC1006Z2	SHAFT, REAR WHEEL	1		
11-25	K1720000080	BRAKE ASSY, WITH LEVER	1		
11-26	LM315GB0202ZD	PLATE, MOUNTING BRAKE	1		
11-27	K2040000620	TIRE ASSY,PD18"8.50-8Ayl			

12. Rear wheel, Brake section (3WD)

LM315GC

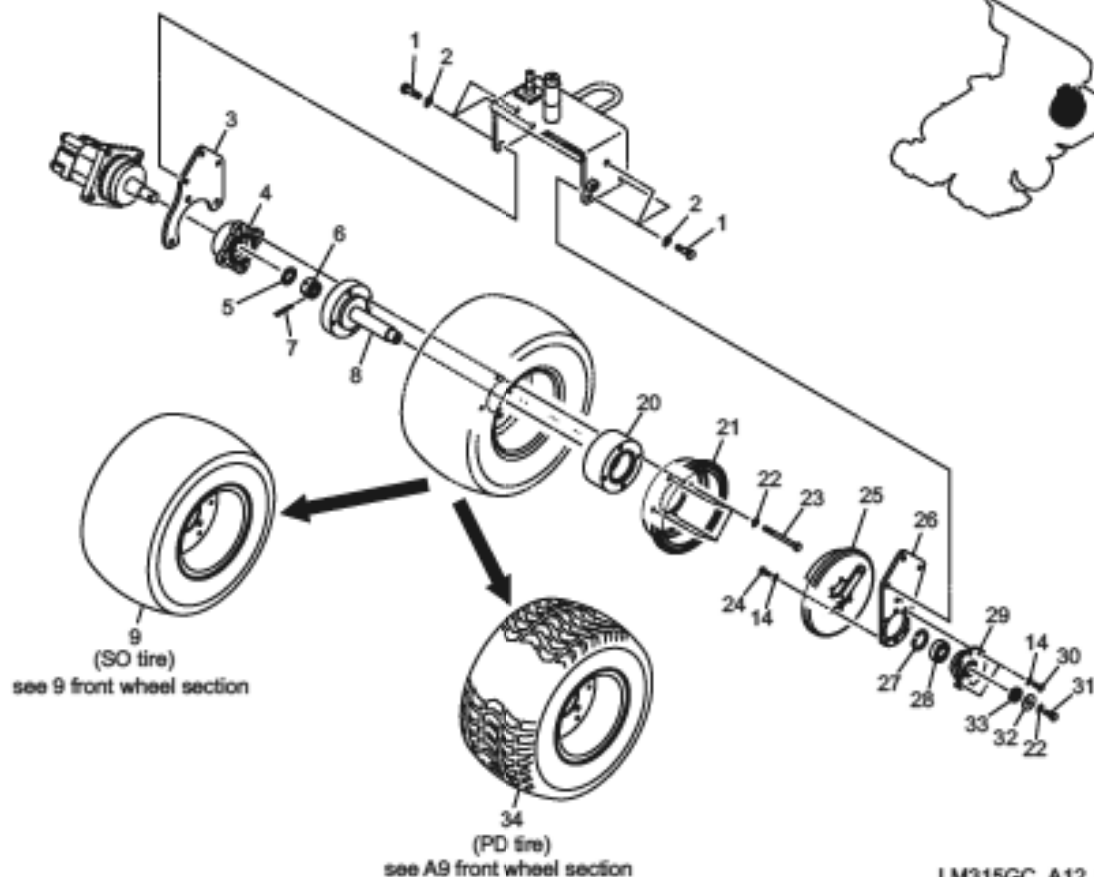


LM315GC_A12_z01

Cat No.	Code No.	Part name	Qty	Remark	SN of application
12-1	K0200120002	WASHER, SPRING M12	6		
12-2	K0000120252	BOLT, M12-25	6		
12-3	LM315GB1803ZD	BRACKET, REAR WHEEL (R)	1		
12-4	K216000012D	MOUNT, FRONT TIRE M10	1		
12-5	K5073225402	WASHER, SPHC 3.2-25-40	1		
12-6	K0138240002	NUT, HIGH SLOTTED P1.5 M24	1		
12-7	K0300050452	PIN, COTTER M5-45	1		
12-8	LM315W-0208Z2	SHAFT, REAR WHEEL	1		
12-9	K2040000110	TIRE ASSY, SO18"9.5-8	1		
12-10					
12-11					
12-12					
12-13					
12-14	K0200080002	WASHER, SPRING M8	6		
12-15					
12-16					
12-17					
12-18					
12-19					
12-20	LM315W-0209Z2	MOUNT, BRAKE DRUM	1		
12-21	K6909000202	DRUM, BRAKE 181	1		
12-22	K0200100002	WASHER, SPRING M10	5		
12-23	K0013101202	BOLT, HT M10-120	4		
12-24	K0010080252	BOLT, HT M8-25	4		
12-25	K1720000080	BRAKE ASSY, WITH LEVER	1		
12-26	LM315GB1802ZD	PLATE, MOUNTING BRAKE	1		
12-27	K0402052001	RING, RETAINING R M52	1		
12-28	K0613062050	BEARING, BALL SEAL 2RDC3 6205	1		
12-29	K6202000282	HOUSING, REAR WHEEL	1		
12-30	K0000080202	BOLT, M8-20	2		

12. Rear wheel, Brake section (3WD)

LM315GC

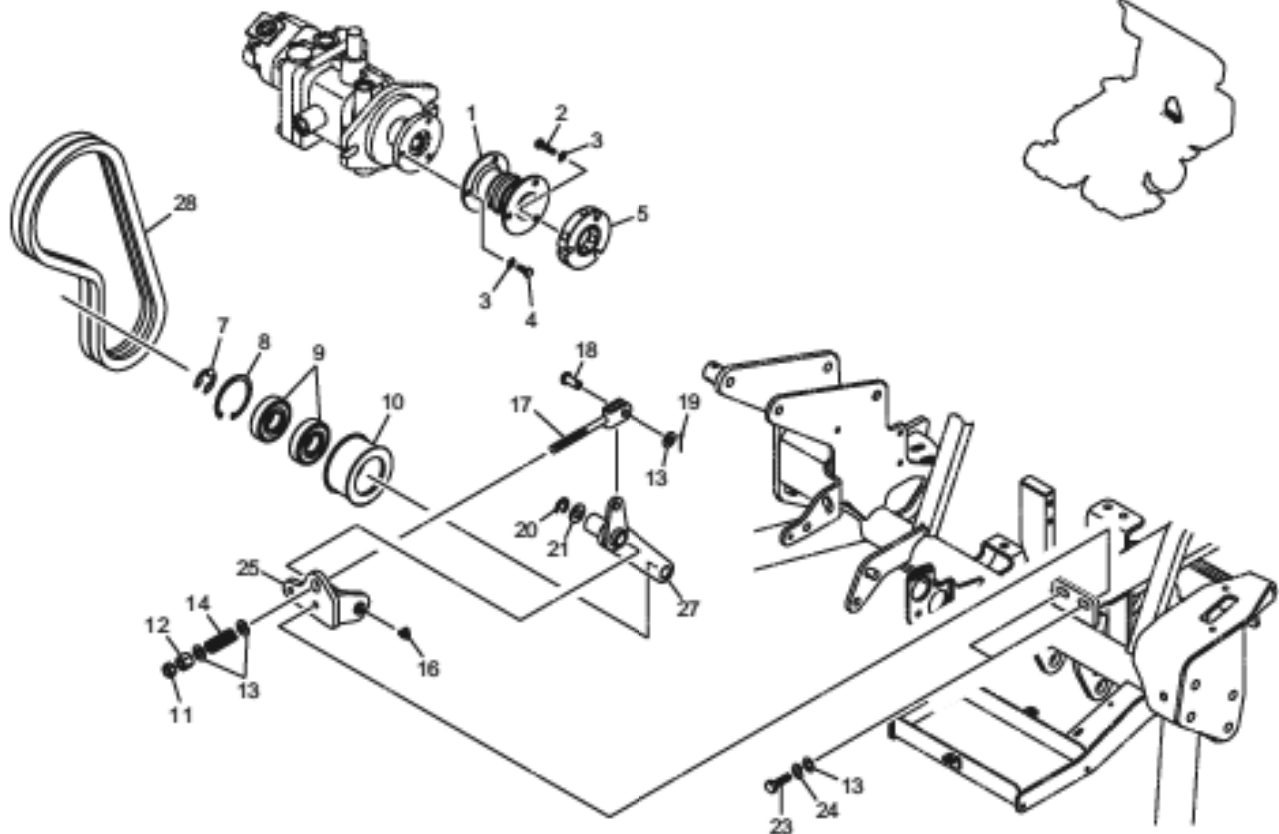


LM315GC_A12_z01

Cat No.	Code No.	Part name	Qty	Remark	SN of application
12-31	K0000100202	BOLT, M10-20	1		
12-32	K5073210352	WASHER, SPHC 3.2-10-35	1		
12-33	K6212001292	COLLAR, STKM 25.2-328	1		
12-34	K2040000620	TIRE ASSY,PD18"8.50-8AYR	1		

13. Tension pulley, Pump joint section

LM315GC

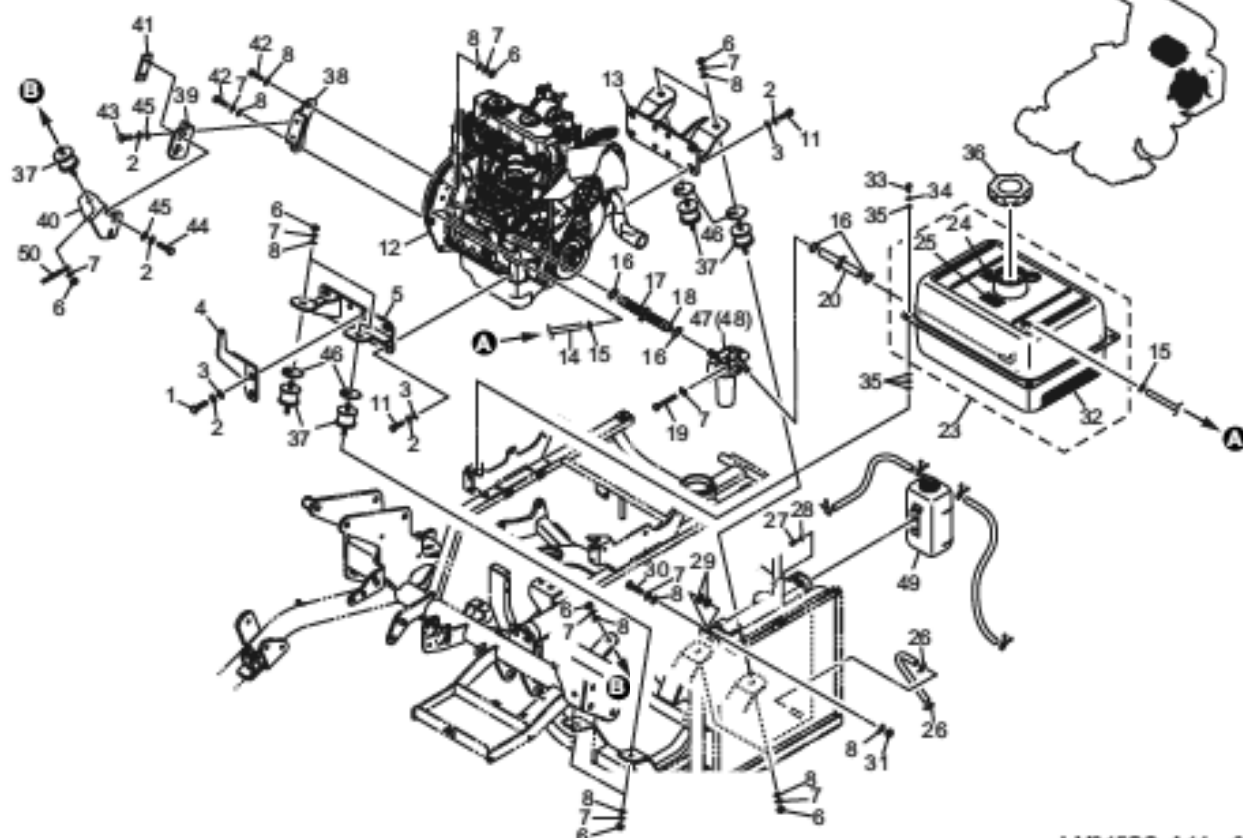


LM315GC_A13_z01

Cat No.	Code No.	Part name	Qty	Remark	SN of application
13-1	K1620000280	JOINT,TEJ20DF	1		
13-2	K0010080302	BOLT, HT M8-30	3		
13-3	K0200080002	WASHER, SPRING M8	14		
13-4	K0010080152	BOLT, HT M8-15	3		
13-5	LM315GC0603Z0	COLLAR, BELT	1		
13-6					
13-7	K0400019002	RING, RETAINING E M19	1		
13-8	K0402062001	RING, RETAINING R M62	1		
13-9	K0612063050	BEARING, BALL SEAL 2RD 6305	2		
13-10	K2471400802	PULLEY, TENSION 4080	1		
13-11	K0100100002	NUT, M10	1		
13-12	K0149107152	NUT, HIGH M10-17-15	1		
13-13	K5000100002	WASHER, M10	5		
13-14	K1000000048	SPRING, COMPRESSION M3.2-16.9-60	1		
13-15					
13-16	K1440000020	GREASE NIPPLE, C	1		
13-17	K7303000092	ADJUSTER, LEVER	1		
13-18	K6031100258	PIN, FLAT HEAD HT M10-25	1		
13-19	K0300025202	PIN, COTTER M2.5-20	1		
13-20	K0400012002	RING, RETAINING E M12	1		
13-21	K5011016222	WASHER, SPCC 1-16-22	1		
13-22			1		
13-23	K0000100302	BOLT, M10-30	2		
13-24	K0200100002	WASHER, SPRING M10	2		
13-25	LM315GC0604AD	FULCRUM, TENSION	1		
13-26					
13-27	LM315GC0605BD	LEVER,TENSION	1		
13-28	K2374220390	BELT,COGGED H-PXSB40-2	1		

14. Engine section A (Diesel)

LM315GC

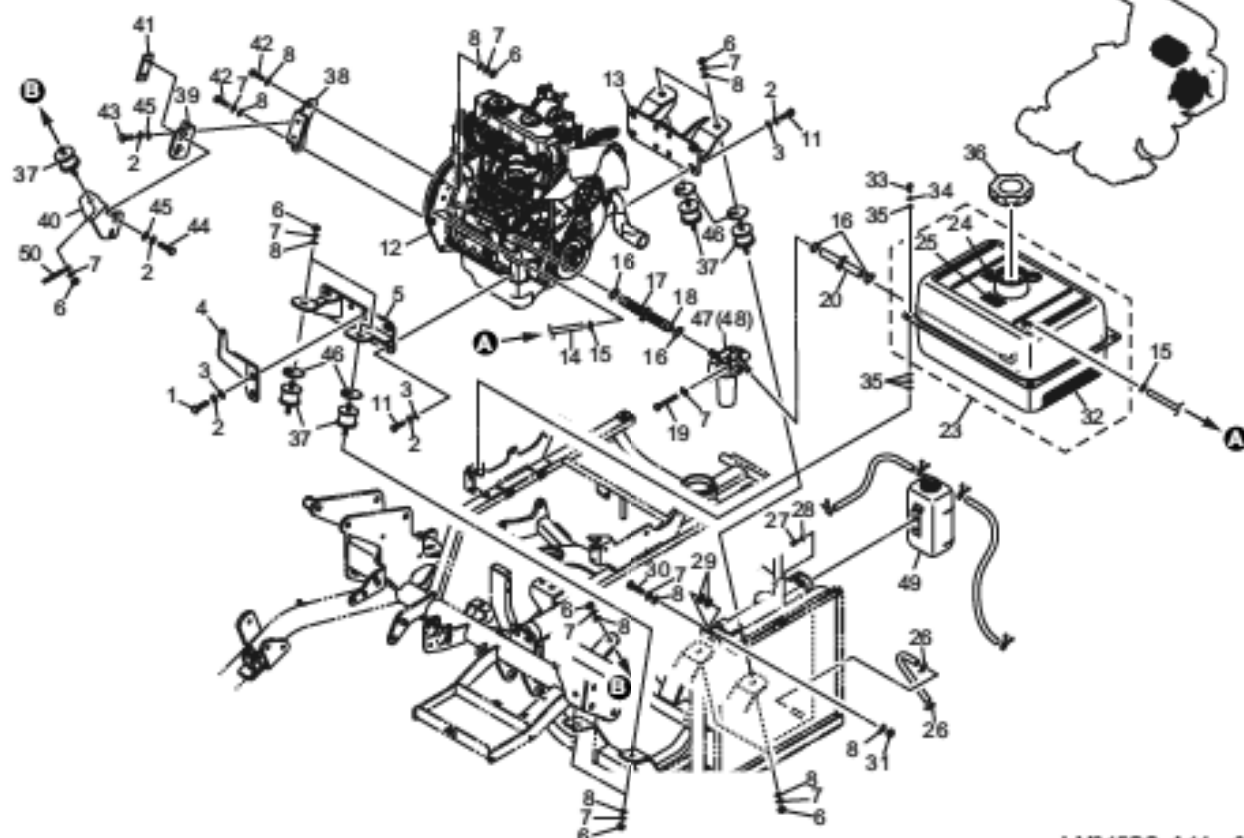


LM315GC_A14_z01

Cat No.	Code No.	Part name	Qty	Remark	SN of application
14-1	K0011100302	BOLT, HT P1.25 M10-30	2		
14-2	K0200100002	WASHER, SPRING M10	14		
14-3	K5000100002	WASHER, M10	10		
14-4	LM315GC0810ZD	MOUNT, WIRE	1		
14-5	LM315GC0803AD	MOUNT ENGINE D TYPE B	1		
14-6	K0100080002	NUT, M8	11		
14-7	K0200080002	WASHER, SPRING M8	15		
14-8	K5000080002	WASHER, M8	15		
14-9					
14-10					
14-11	K0017100252	BOLT, SMALL HT P1.25 M10-25	8		
14-12	K2691000160	ENGINE, KUBOTA D722	1		
14-13	LM315GC0802AD	MOUNT ENGINE D TYPE A	1		
14-14	K3182005700	HOSE, FUEL 4"1B570	1		
14-15	K4260000150	CLAMP, HOSE 12	2		
14-16	K4260000172	CLAMP, HOSE KS-11-19	4		
14-17	K3195008000	TUBE, CORRUGATED 15-800	1		
14-18	K3180009000	HOSE, FUEL 8"1B900	1		
14-19	K0000080602	BOLT, M8-60	1		
14-20	K3180002700	HOSE, FUEL 8"1B270	1		
14-21					
14-22					
14-23	LM315GC0820AD	TANK COMP, FUEL D TYPE	1		
14-24	K4209001460	DECAL, DIESEL FUEL	1		
14-25	K4205001940	DECAL, CAUTION FIRE	1		
14-26	K4260000130	CLAMP, HOSE 14	2		
14-27	K0000060152	BOLT, M6-15	2		
14-28	K0200060002	WASHER, SPRING M6	2		
14-29	K4030208180	RUBBER, WASHER 818	4		
14-30	K0000080252	BOLT, M8-25	2		

14. Engine section A (Diesel)

LM315GC

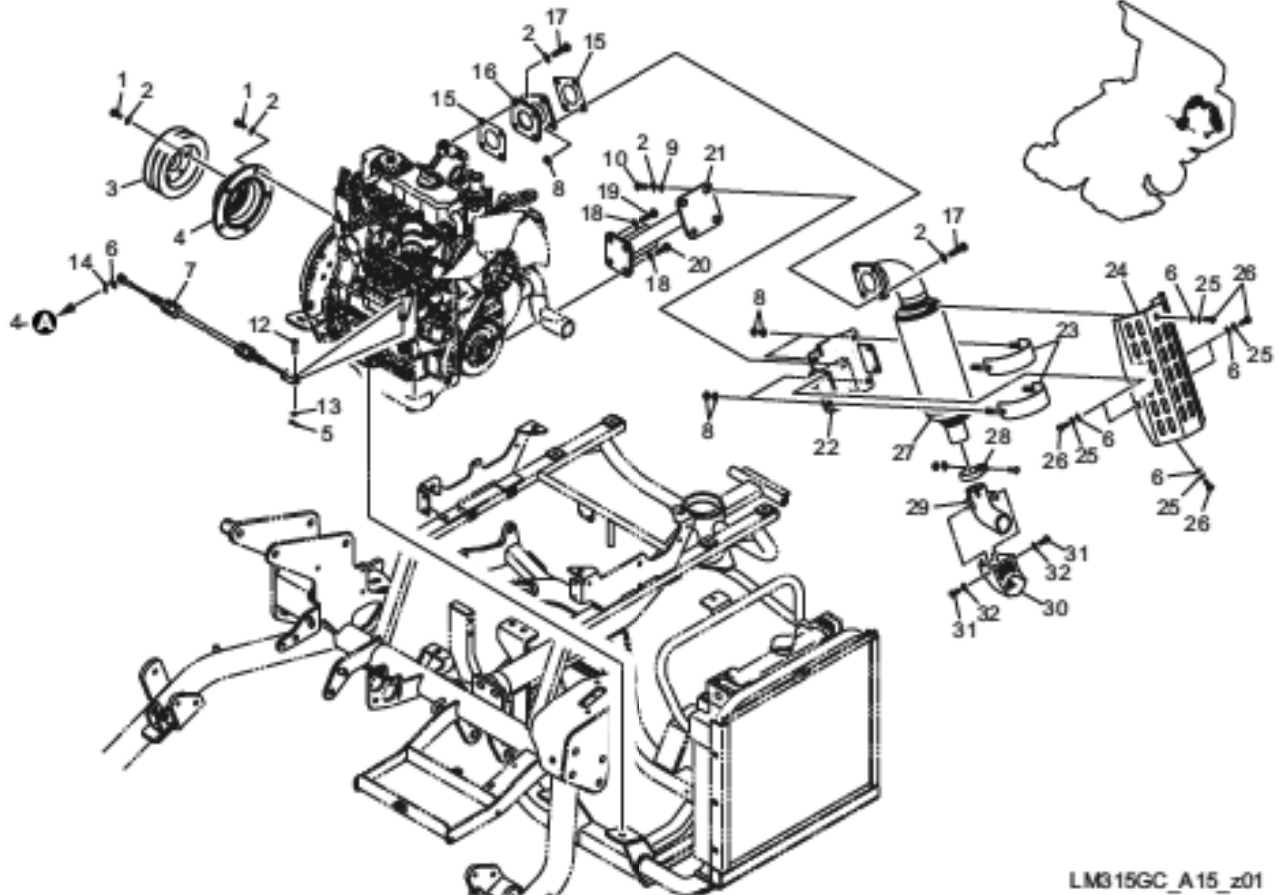


LM315GC_A14_z01

Cat No.	Code No.	Part name	Qty	Remark	SN of application
14-31	KD144080002	NUT, WITH F-RING, M8	2		
14-32	LM315GC0616ZD	BOARD, ADIABATIC 1.6-365-485	1		
14-33	K0020080250	BOLT, SUS M8-25	4		
14-34	K0201080000	WASHER, SUS SPRING M8	4		
14-35	K5009080000	WASHER, SUS M8	16		
14-36	K1410000100	PLUG, OIL WITH AIR HOLE 310	1		
14-37	K4042000110	RUBBER, VIBRATION PROOF KA-40-33H	5		
14-38	LM315GC0821ZD	PLATE, CLAMPING A	1		
14-39	LM315GC0822ZD	PLATE, CLAMPING B	1		
14-40	LM315GC0823ZD	PLATE, CLAMPING C	1		
14-41	K514200064D	PLATE, 2-M10 6-22-35	1		
14-42	K0010080252	BOLT, HT M8-25	2		
14-43	K0000100202	BOLT, M10-20	2		
14-44	K0000100302	BOLT, M10-30	2		
14-45	K5073210262	WASHER, SPHC 3.2-10-26	4		
14-46	LM315GC0618Z2	SPACER, 1	0~20		
14-47	19313-43012-0	FILTER, FUEL	1		
14-48	19313-4356-0	ELEMENT, FUEL FILTER	1		
14-49	19839-72404	TANK, RESERVE	1		
14-50	K4281000020	CLAMP, HARNESS 8.5 80	1		

15. Engine section B (Diesel)

LM315GC

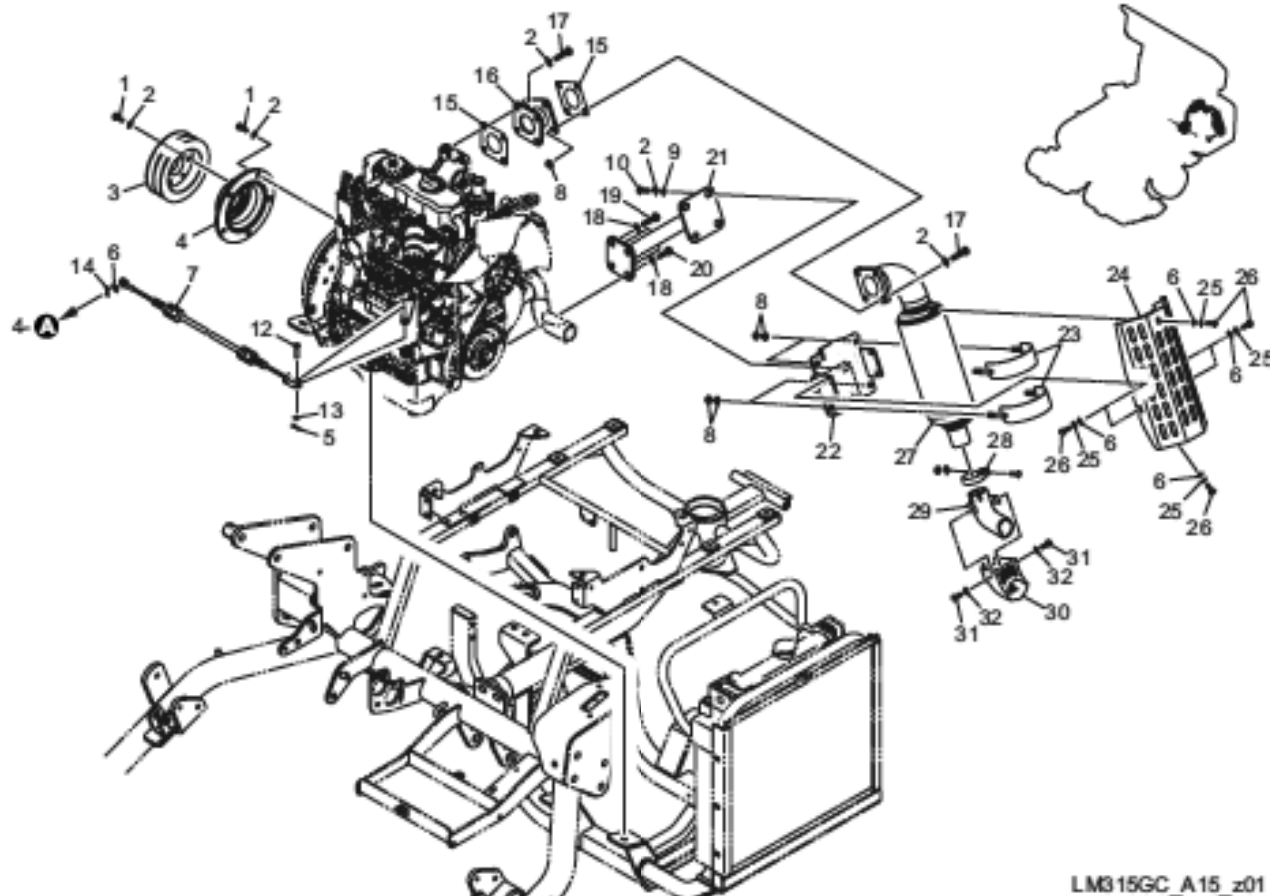


LM315GC_A15_z01

Cat No.	Code No.	Part name	Qty	Remark	SN of application
15-1	K0010080202	BOLT, HT M8-20	8		
15-2	K0200080002	WASHER, SPRING M8	21		
15-3	LM315GC0811ZD	PULLEY, DIESEL ENGINE	1		
15-4	LM315GC0812Z2	MOUNT, PULLEY	1		
15-5	K0300020202	PIN, COTTER M2-20	1		
15-6	K5000060002	WASHER, M6	7		
15-7	K1110148400	WIRE, THROTTLE 1484	1		
15-8	K0100080002	NUT, M8	11		
15-9	K5000080002	WASHER, M8	4		
15-10	K0000080152	BOLT, M8-15	5		
15-11					
15-12	K6030050152	PIN, FLAT HEAD M5-15	1		
15-13	K5000050002	WASHER, M5	1		
15-14	K0300016122	PIN, COTTER M1.6-12	1		
15-15	PF15263-1237-0	PACKING, MUFFLER NA	2		
15-16	LM315GC0809AU	BRACKET, MUFFLER JOINT	1		
15-17	K0000080252	BOLT, M8-25	8		
15-18	K0200100002	WASHER, SPRING M10	4		
15-19	K0000100202	BOLT, M10-20	2		
15-20	K0011100352	BOLT, HT P1.25 M10-35	2		
15-21	LM315GC0804AU	STAY, MUFFLER	1		
15-22	LM315GC0815ZU	BRACKET, MUFFLER	1		
15-23	LM315GC0817Z2	BAND, MUFFLER	2		
15-24	LM315GC0816ZU	COVER, MUFFLER	1		
15-25	K0200060002	WASHER, SPRING M6	6		
15-26	K0000060102	BOLT, M6-10	6		
15-27	PF15262-12113	MUFFLER	1		
15-28	PF14431-12433	HEAD, PIPE	1		
15-29	PF14911-12414	PIPE, MUFFLER	1		
15-30	PF14911-12474	COVER, MUFFLER PIPE	1		

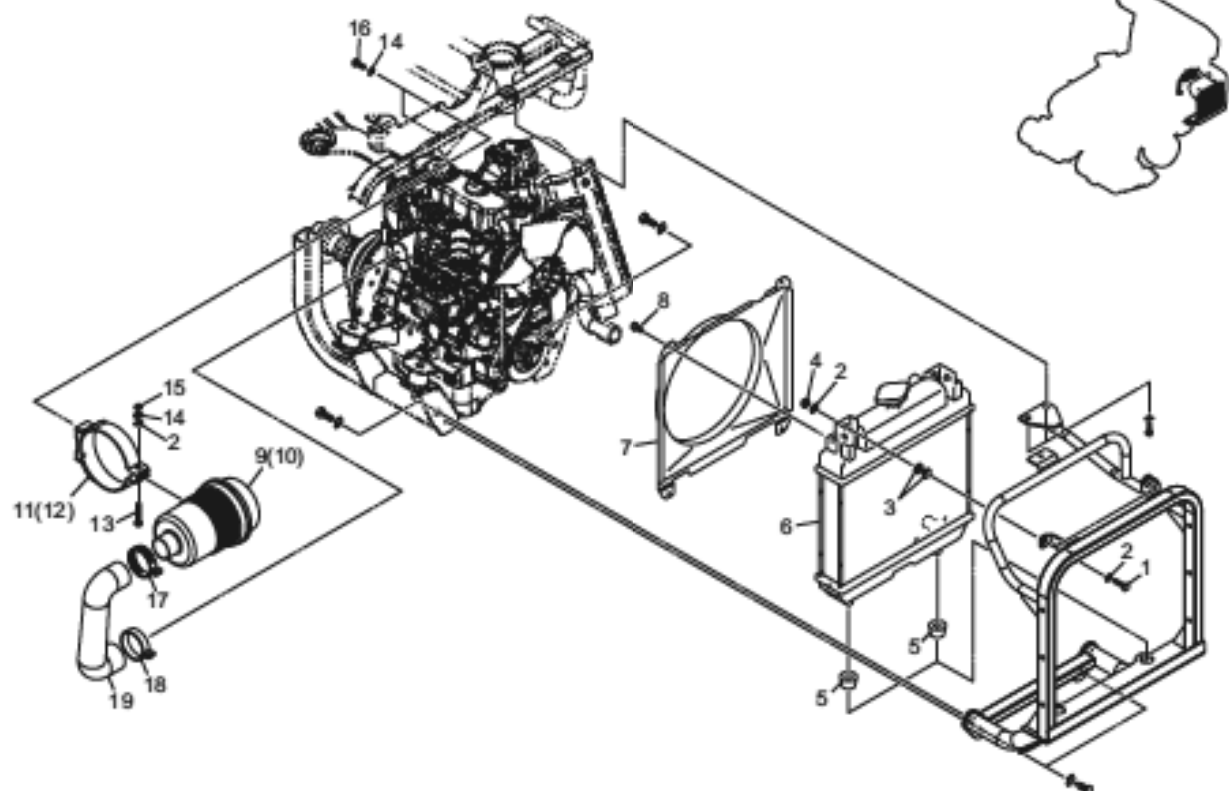
15. Engine section B (Diesel)

LM315GC



LM315GC_A15_z01

Cat No.	Code No.	Part name	Qty	Remark	SN of application
15-31	PF01053-50610	BOLT	2		
15-32	PF04512-50060	WASHER, SPRING	2		

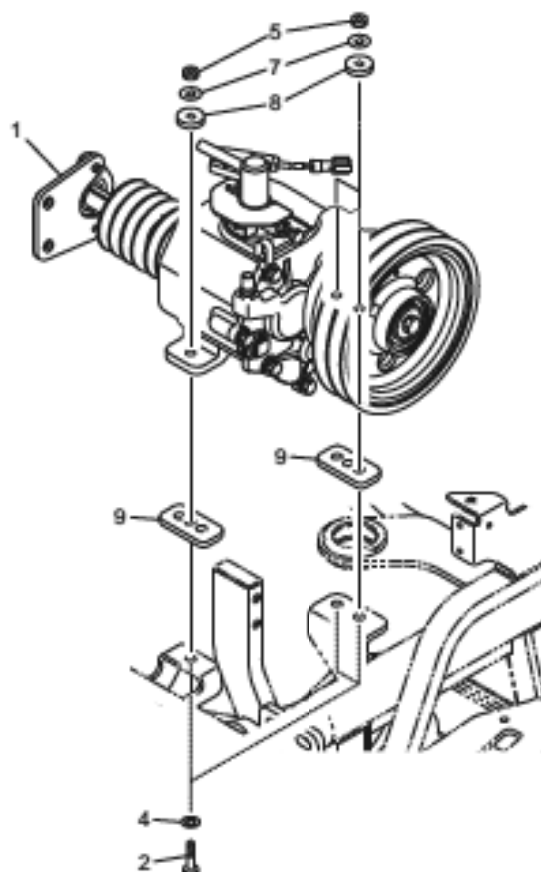


LM315GC_AA15_z00

Cat No.	Code No.	Part name	Qty	Remark	SN of application
A15-1	K0000080252	BOLT, M8-25	2		
A15-2	K5000080002	WASHER, M8	3		
A15-3	K4030208180	RUBBER, WASHER 818	4		
A15-4	K0144080002	NUT, WITH F-RING, M8	2		
A15-5	PF34070-16031	RUBBER, MOUNTING RADIATOR	2		
A15-6	PF6C120-58502	RADIATOR	1		
A15-7	PF1K192-72333	SHROUD	1		
A15-8	PF01754-50612	BOLT, FLANGED	4		
A15-9	PF67980-58305	CLEANER, AIR	1		
A15-10	PFK7311-8239-0	ELEMENT (PRIMARY)	1		
A15-11	PF15381-11251	BAND, AIR CLEANER	1		
A15-12	PF15371-11871	COUSHION	1		
A15-13	K0000080502	BOLT, M8-50	1		
A15-14	K0200080002	WASHER, SPRING M8	2		
A15-15	K0100080002	NUT, M8	1		
A15-16	K0000080152	BOLT, M8-15	1		
A15-17	PF15221-11722	BAND, PIPE	1		
A15-18	PF15261-11721	BAND, PIPE	1		
A15-19	PF16863-11621	PIPE, INLET	1		

16. Mission Ass'y section

LM315GC

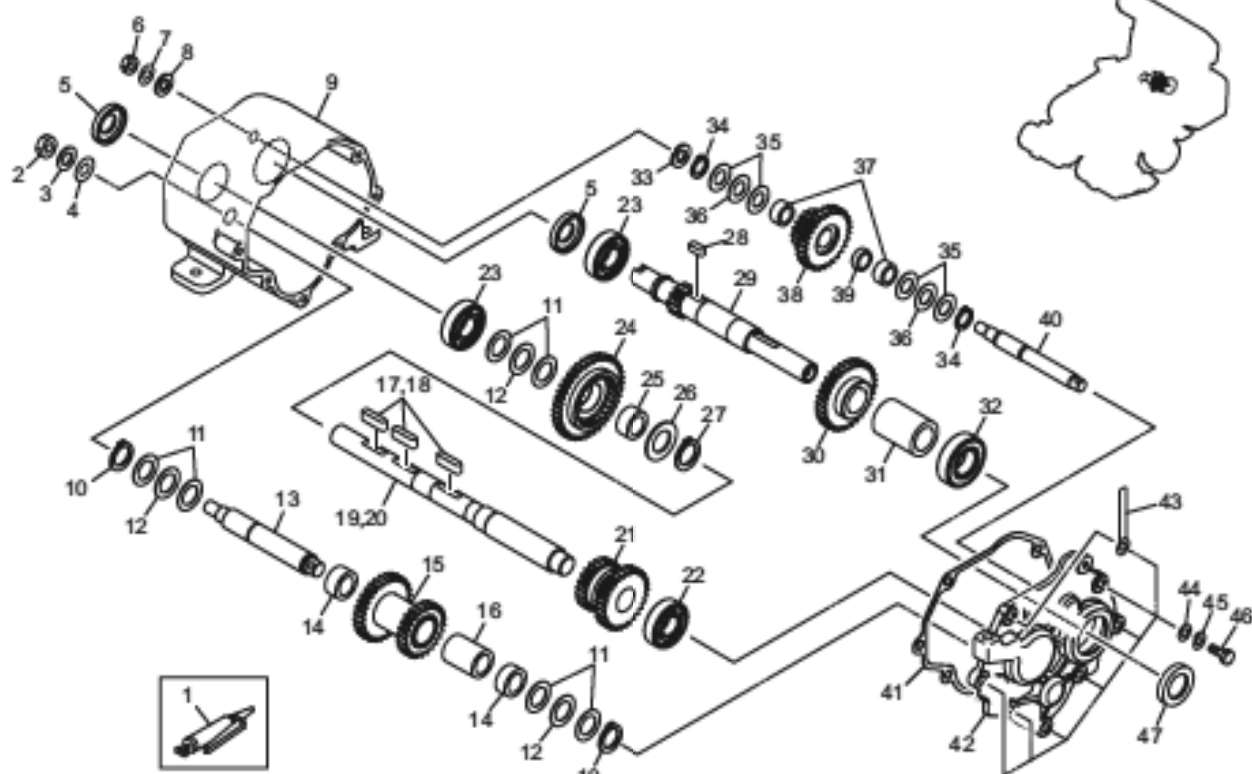


LM315GC_A16_z01

Cat No.	Code No.	Part name	Qty	Remark	SN of application
16-1	LM315GC1401B0	TRANSMISSION ASSY	1		
16-2	K0000080402	BOLT, M8-40	3		
16-3					
16-4	K5000080002	WASHER, M8	3		
16-5	KD144080002	NUT, WITH F-RING, M8	3		
16-6					
16-7	K5012308242	WASHER, SPCC 2.3-8-24	3		
16-8	K4031000340	RUBBER, VIBRATION PROOF 5-CR824	3		
16-9	K4033000580	RUBBER, VIBRATION PROOF 5-3054	2		

17. Mission section A

LM315GC

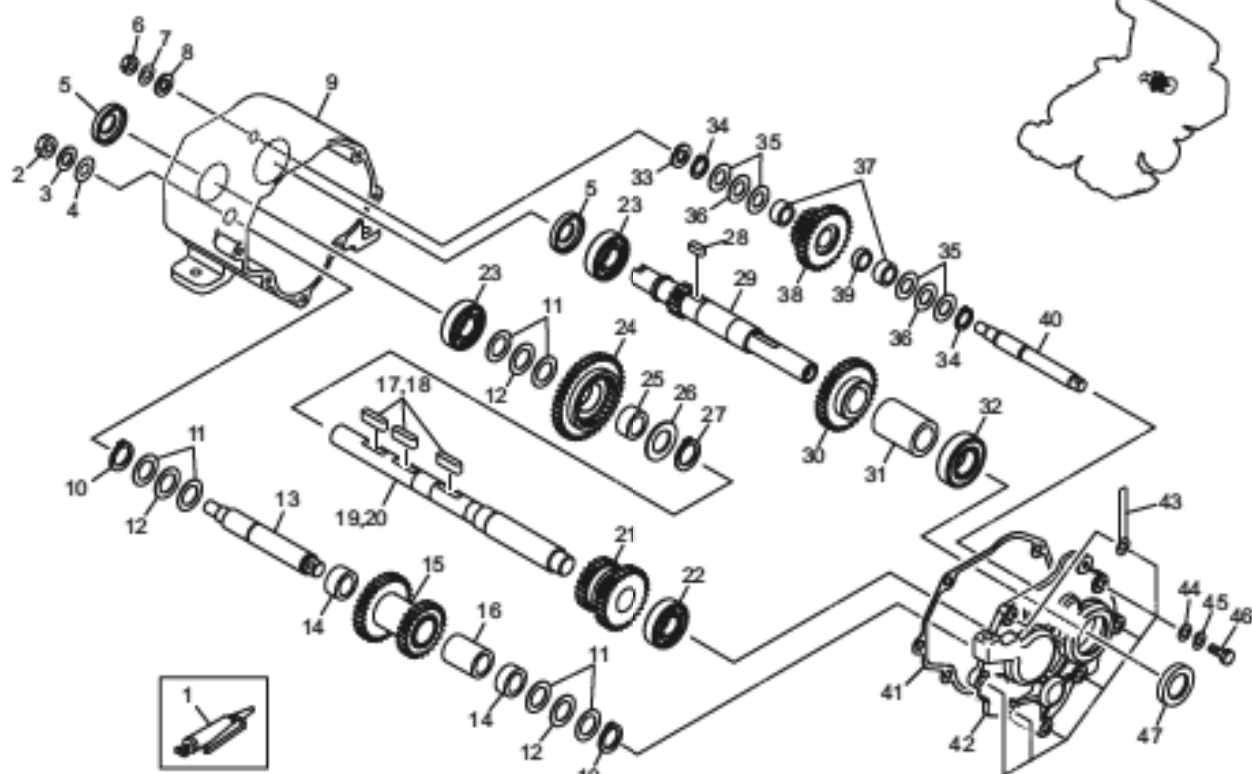


LM315GC_A17_z00

Cat No.	Code No.	Part name	Qty	Remark	SN of application
17-1	K2922100000	GREASE, PYRONOC CC1	400g		
17-2	K0100120002	NUT, M12	1		
17-3	K0213120002	WASHER, DISK SPRING.H M12-1	1		
17-4	K5000120002	WASHER, M12	1		
17-5	K0812040070	OIL SEAL, MHS20407	2		
17-6	K0100100002	NUT, M10	1		
17-7	K5000100002	WASHER, M10	1		
17-8	K0213100002	WASHER, DISK SPRING.H M10-1	1		
17-9	LM315GC1402ZD	GEARCASE	1		
17-10	K0401020001	RING, RETAINING S M20	2		
17-11	K5021020320	WASHER, NBS55 1-20-32	6		
17-12	K5051020320	WASHER, C5191P 1-20-32	3		
17-13	LM315GC1410ZD	COUNTERSHAFT B	1		
17-14	K0702026120	BEARING, NEEDLE CAGE KT202612	2		
17-15	LM315GC1411ZD	GEAR, 26-/32-TEETH	1		
17-16	K6212000180	COLLAR, STKM 20.2-25.4-40	1		
17-17	K0500505310	KEY, BOTH ROUND M5-531.5	3		-1000
17-18	K0500505350	KEY, BOTH ROUND M5-535.5	3		1000-
17-19					
17-20	LM315GC1412B8	SHAFT, OUTLET	1		1000-
17-21	LM315GC1413ZD	GEAR, 30-/24-TEETH	1		
17-22	K0601062040	BEARING, BALL C3 6204	1		
17-23	K0606062040	BEARING, BALL SEAL RS 6204	2		
17-24	LM315GC1414ZD	GEAR, 42-TEETH	1		
17-25	K0702329130	BEARING, NEEDLE CAGE KT232913	1		
17-26	K5052023400	WASHER, C5191P 2-23-40	1		
17-27	K0401023001	RING, RETAINING S M23	1		
17-28	K0500707200	KEY, BOTH ROUND M7-720	1		
17-29	LM315GC1407ZD	SHAFT, WITH 14-TEETH GEAR	1		
17-30	LM315GA1504ZD	GEAR, 34-TEETH FOR #1 SHAFT	1		

17. Mission section A

LM315GC

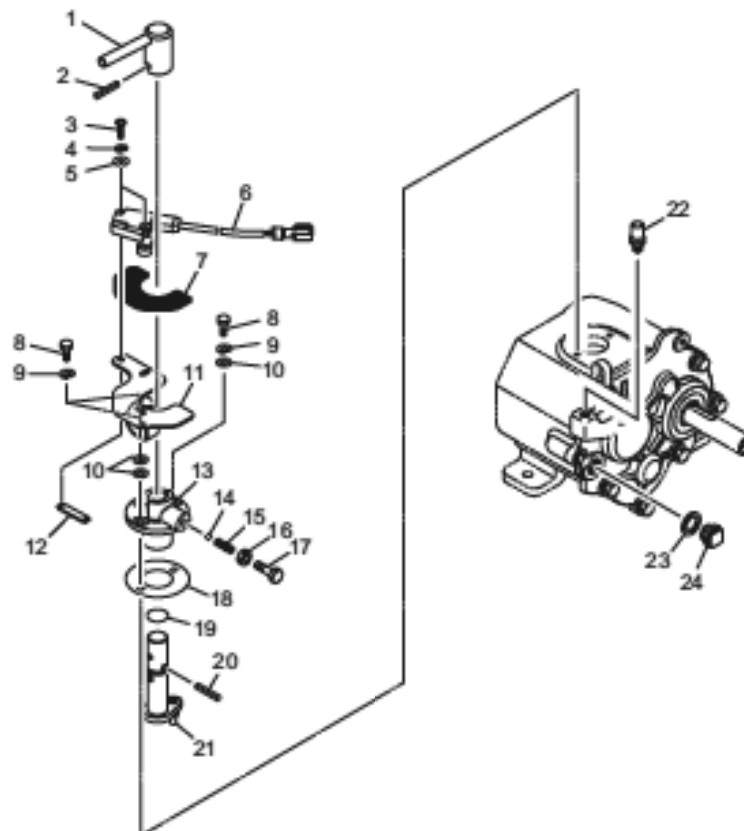


LM315GC_A17_z00

Cat No.	Code No.	Part name	Qty	Remark	SN of application
17-31	K6212004240	COLLAR, STKM 25.2-32-43.3	1		
17-32	K0606062050	BEARING, BALL SEAL RS 6205	1		
17-33	K5012312222	WASHER, SPCC 2.3-12-22	1		
17-34	K0401015001	RING, RETAINING S M15	2		
17-35	K5021015280	WASHER, NBS55 1-15-28	4		
17-36	K5051015280	WASHER, C5191P 1-15-28	2		
17-37	K0701519100	BEARING, NEEDLE CAGE KT151910	2		
17-38	LM315GC1409Z0	GEAR, 30-18-TEETH	1		
17-39	K6212004250	COLLAR, STKM 15-18-5.5	1		
17-40	LM315GC1408Z0	COUNTERSHAFT A	1		
17-41	LM315GC1404Z0	PACKING, GEAR CASE	1		
17-42	LM315GC1403Z0	COVER, GEARCASE	1		
17-43	K4281000020	CLAMP, HARNESS 8.5 80	1		
17-44	K5000080002	WASHER, M8	7		
17-45	K0200080002	WASHER, SPRING M8	7		
17-46	K0000080302	BOLT, M8-30	7		
17-47	K0802545050	OIL SEAL, MH25455	1		

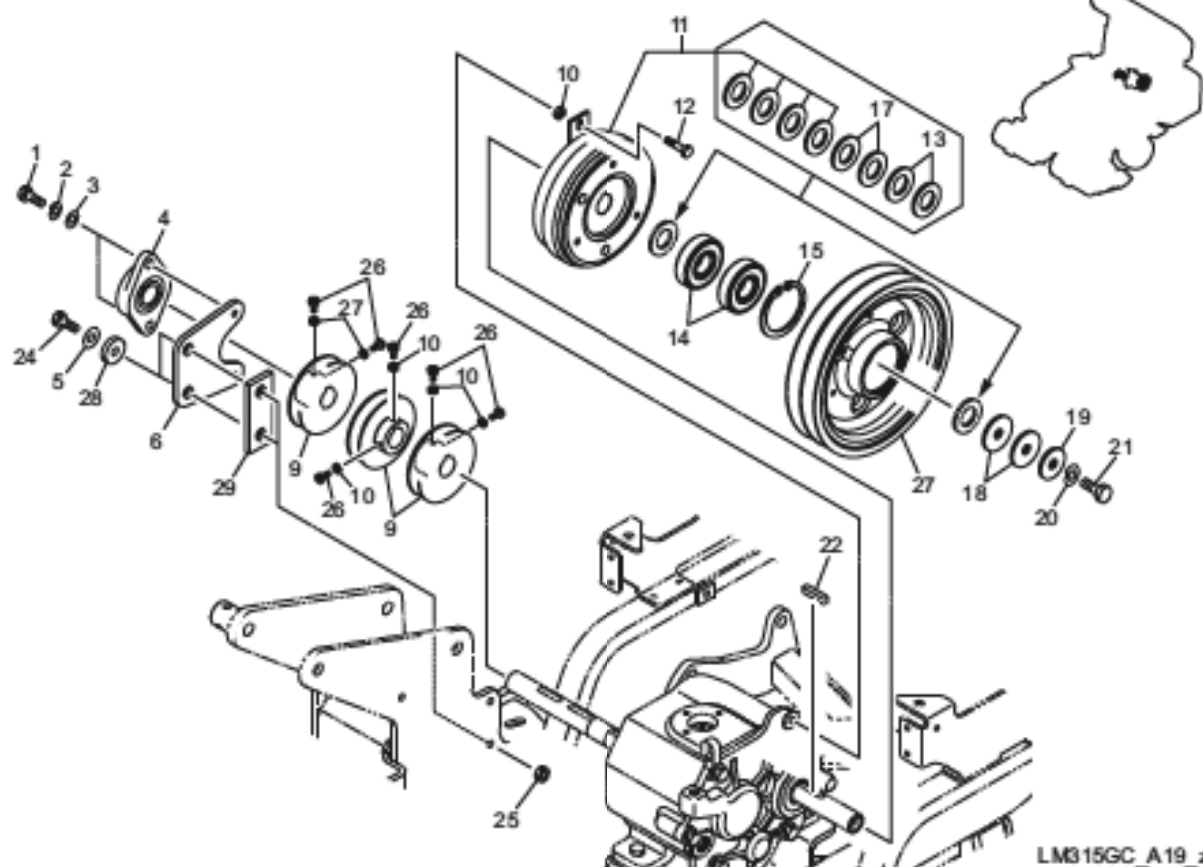
18. Mission section B

LM315GC



LM315GC_A18_z00

Cat No.	Code No.	Part name	Qty	Remark	SN of application
18-1	LM315GC1419BR	LEVER, SHIFTING	1		
18-2	K0320050451	PIN, SPRING M5-45	1		
18-3	K0042040252	SCREW, + ROUND HEAD M4-25	2		
18-4	K0200040002	WASHER, SPRING M4	2		
18-5	K5000040002	WASHER, M4	2		
18-6	K3670000160	SWITCH, LIMIT AZ3526	1		
18-7	LM315GC1418Z0	DECAL, POSITION	1		
18-8	K0000060202	BOLT, M6-20	3		
18-9	K0200060002	WASHER, SPRING M6	3		
18-10	K5000060002	WASHER, M6	3		
18-11	LM315GC1417ZR	PLATE, INDICATOIN	1		
18-12	LM315GC1420Z2	PLATE, MOUNTING SWITCH	1		
18-13	LM315GC1416A2	GUIDE, DRAWING BACK CRUTCH	1		
18-14	K1500635000	BALL, STEEL 6.35	1		
18-15	K1000000090	SPRING, COMPRESSION M1-6-18	1		
18-16	K0100080002	NUT, M8	1		
18-17	K0000080252	BOLT, M8-25	1		
18-18	LM150GB1546Z0	PACKING	1		
18-19	K0680015000	O-RING, P15	1		
18-20	K0320050221	PIN, SPRING M5-20	1		
18-21	LM315GC1415Z2	SHAFT, DIVERSION	1		
18-22	K1430000012	PLUG, AIR PT 1/8	1		
18-23	K4010217250	PACKING, OIL-SHEET 2-17.525	1		
18-24	K1400000010-Y	GAUGE, OIL 18	1		

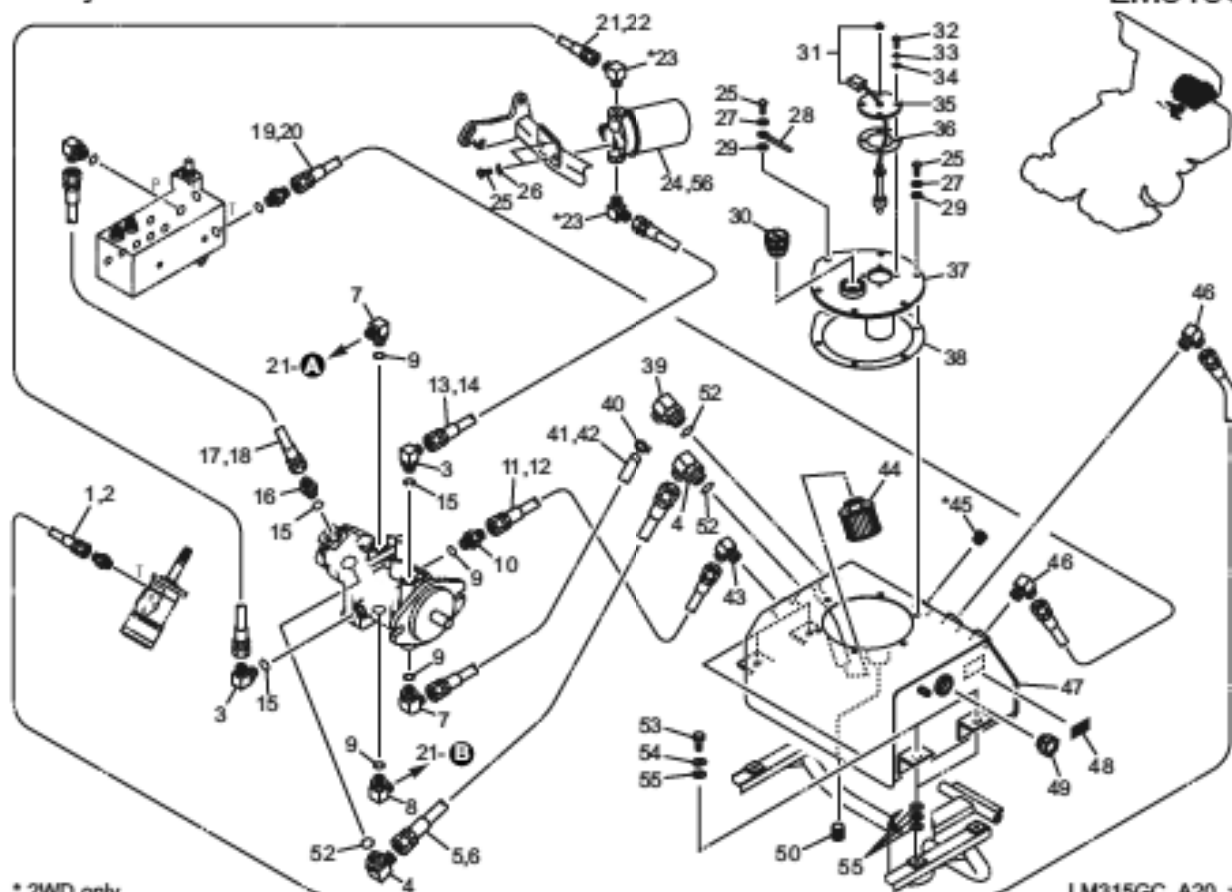


LM315GC_A19_z01

Cat No.	Code No.	Part name	Qty	Remark	SN of application
19-1	K0000080202	BOLT, M8-20	2		
19-2	K0200080002	WASHER, SPRING M8	2		
19-3	K5000080002	WASHER, M8	2		
19-4	K0663004000	BEARING, BALL W/RHOMBIC UFL 004	1		
19-5	K5012308242	WASHER, SPCC 2.3-8-24	2		
19-6	LM315GC1421ZD	PLATE, MOUNTING RHOMBIC FLANGE	1		
19-7					
19-8					
19-9	LM315G-0403A2	PULLEY, DRIVING	3		
19-10	KD100060002	NUT, M6	7		
19-11	K3800000030	CLUTCH, ELECTRIC	1		
19-12	K0000060302	BOLT, M6-30	1		
19-13	K5010520282	WASHER, SPCC 0.5-2028	2		
19-14	K0617063040	BEARING, BALL SEAL 2NSE 6304	2		
19-15	K0402052001	RING, RETAINING R M52	1		
19-16					
19-17	K5010320282	WASHER, SPCC 0.3-20-28	2		
19-18	K5073220352	WASHER, SPHC 3.2-20-35	2		
19-19	K5073210352	WASHER, SPHC 3.2-10-35	1		
19-20	K0200100002	WASHER, SPRING M10	1		
19-21	K0000100202	BOLT, M10-20	1		
19-22	K0500606350	KEY, BOTH ROUND M6-635.5	1		
19-23					
19-24	K0000080402	BOLT, M8-40	2		
19-25	KD100080002	NUT, M8	2		
19-26	K0024060151	BOLT, WITH HEX. HOLE M6-15	6		
19-27	LM315GC1423ZD	PULLEY, GEARCASE	1		
19-28	K4031000340	RUBBER, VIBRATION PROOF 5-CR824	2		
19-29	K4033000590	RUBBER, VIBRATION PROOF 5-3080	1		

20. Hydraulic section A

LM315GC



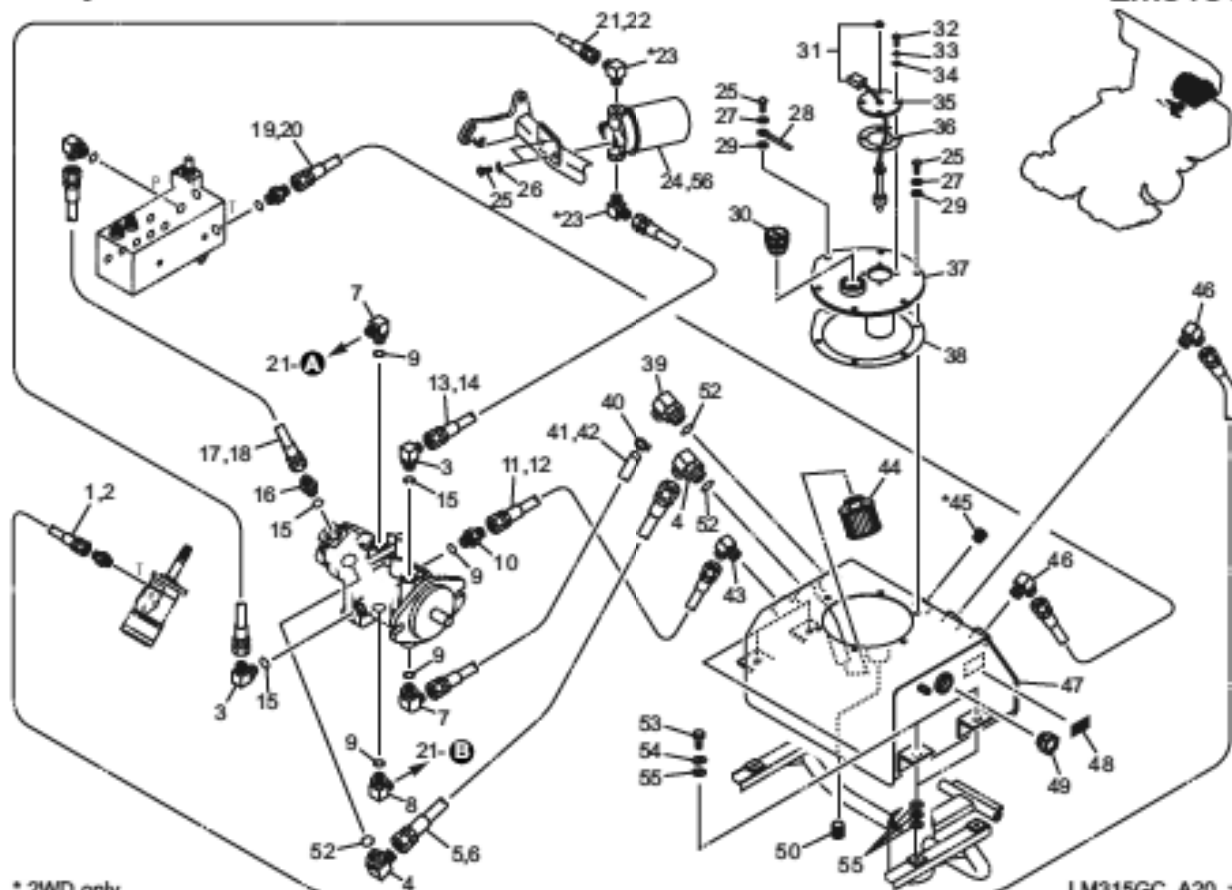
* 2WD only

LM315GC_A20_z01

Cat No.	Code No.	Part name	Qty	Remark	SN of application
20-1	K3101312130	HOSE, WP70-9-1-2130	1		
20-2	K3191019800	TUBE, SPIRAL SP-15-1980	1		
20-3	K3008000032-Y	ADAPTOR, 90 DEG 1086-9	2		
20-4	K3008000052-Y	ADAPTOR, 90 DEG 1086-19	2		
20-5	K3100610680	HOSE, WP35-19-1-680	1		
20-6	K3192005300	TUBE, SPIRAL SP20-530	1		
20-7	K3008000042-Y	ADAPTOR, 90 DEG 1086-12	2		
20-8	K3008000462-Y	ELBOW, 90 DEG. ODD SIZED PF3/4"PF1/2	1		
20-9	K0881018000	O-RING, P18B	4		
20-10	K3009000092-Y	ADAPTOR, PT1/2"PF1/2	1		
20-11	K3100420650	HOSE, WP35-12-2-650	1		
20-12	K3191005000	TUBE, SPIRAL SP-15 500	1		
20-13	K3101330230	HOSE, WP70-9-3-230	1		
20-14	K3191000800	TUBE, SPIRAL SP-15-80	1		
20-15	K0881014000	O-RING, P14B	3		
20-16	K3009000142-Y	ADAPTOR, PF3/8PF3/8	1		
20-17	K3103330750	HOSE, WP140-9-3-750	1		
20-18	K3191006000	TUBE, SPIRAL SP-15 600	1		
20-19	K3101320800	HOSE, WP70-9-2-800	1		
20-20	K3191006500	TUBE, SPIRAL SP-15-650	1		
20-21	K3101330600	HOSE, WP70-9-3-600	1		
20-22	K3191004500	TUBE, SPIRAL SP-15 450	1		
20-23	K3006000022-Y	ELBOW, ODD SIZED PT1/2"PF3/8	2	Only for 2WD type	
20-24	K3412000010	FILTER, CARTRIDGE SP04	1		
20-25	K0000080202	BOLT, M8-20	8		
20-26	K0200080002	WASHER, SPRING M8	2		
20-27	K0210080002	SPRING, CONICAL DISC L M8	6		
20-28	K4281000020	CLAMP, HARNESS 8.5 80	1		
20-29	K0922080000	SEAL, WASHER 8WF	6		
20-30	K1310000180	CAP, OIL KRM-AB4-P	1		

20. Hydraulic section A

LM315GC



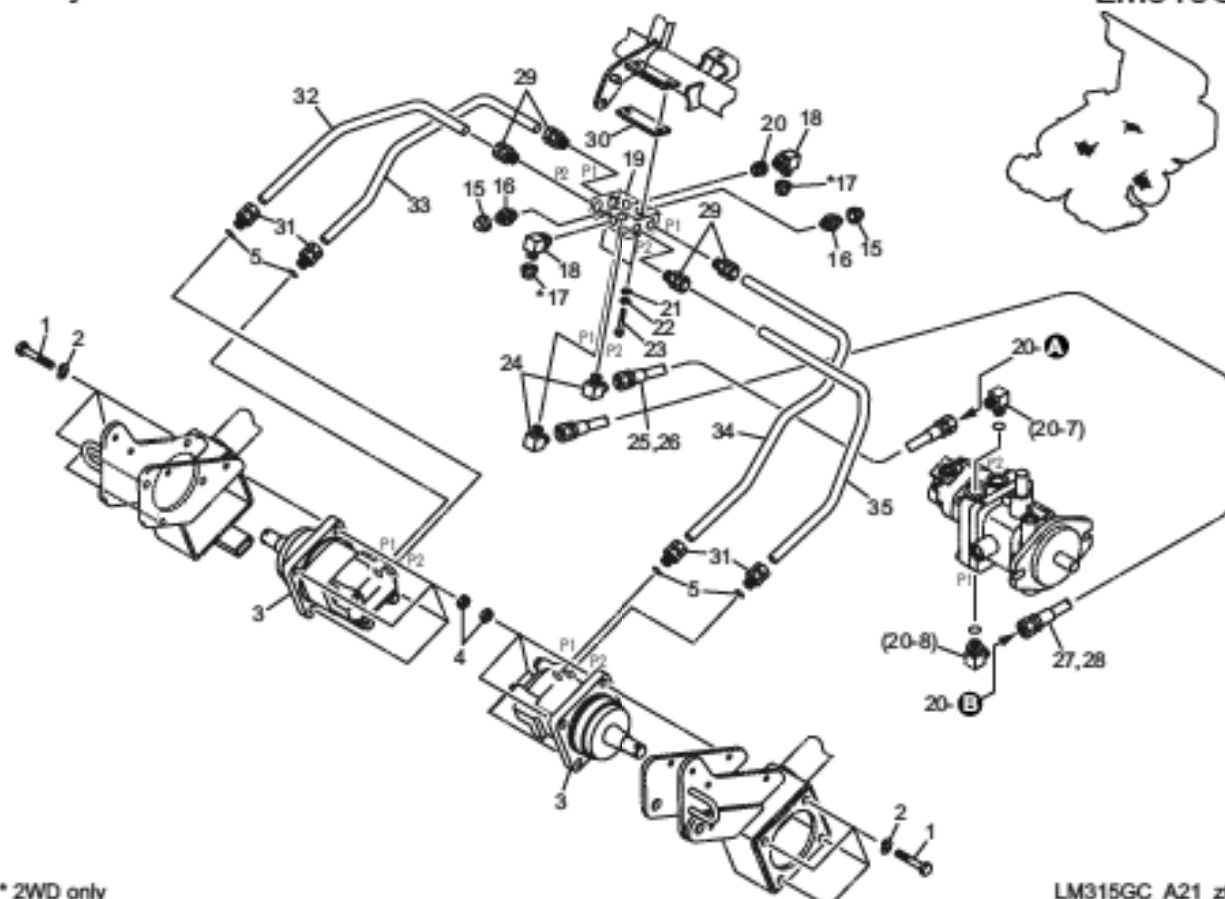
* 2WD only

LM315GC_A20_z01

Cat No.	Code No.	Part name	Qty	Remark	SN of application
20-31	K3720000130	SENSOR, LEVEL SWITCH	1		
20-32	K0000060152	BOLT, M6-15	4		
20-33	K0212060002	WASHER, DISK SPRING L M6-1	4		
20-34	K0922060000	SEAL, WASHER 6WF	4		
20-35	LM526-0809Z2-Y	BRACKET, OIL LEVEL SENSOR	1		
20-36	K4011000330	PACKING, OIL-SHEET 0.8-4575	1		
20-37	LM315GC1703Z2-Y	CAP, HYDRAULIC TANK	1		
20-38	LM318-0711Z0	PACKING	1		
20-39	K3008000632-Y	ADAPTOR, 90 DEG SFD11553	1		
20-40	K4260000190	CLAMP, HOSE JUBILEE BAND 1	1		
20-41	LM315GC1708Z0	HOSE, SUCTION	1		
20-42	K3192007300	TUBE, SPIRAL SP-20 720	1		
20-43	K3001120002-Y	ELBOW, 90 DEG 1033-12	1		
20-44	K3413000050	FILTER, SUCTION SFT-06-150W	1		
20-45	K1422104001-Y	PLUG, TAPER WITH HEX. HOLE T1, 1/4	1	Only for 2WD type	
20-46	K3001090002-Y	ELBOW, 90 DEG. 1033-9	2		
20-47	LM315GC1702ZD-Y	TANK, HYDRAULIC	1		
20-48	K4209000980	DECAL, HYDRAULIC OIL	1		
20-49	K1400000044-Y	GAUGE, OIL M TYPEPF3/4	1		
20-50	K1422106001-Y	PLUG, TAPER WITH HEX. HOLE T1, 3/8	1		
20-51					
20-52	K0681024000	O-RING, P24B	3		
20-53	K0020080250	BOLT, SUS M8-25	4		
20-54	K0201080000	WASHER, SUS SPRING M8	4		
20-55	K5009080000	WASHER, SUS M8	16		
20-56	K3412000050	FILTER, C-SP04-10	1		

21. Hydraulic section B

LM315GC



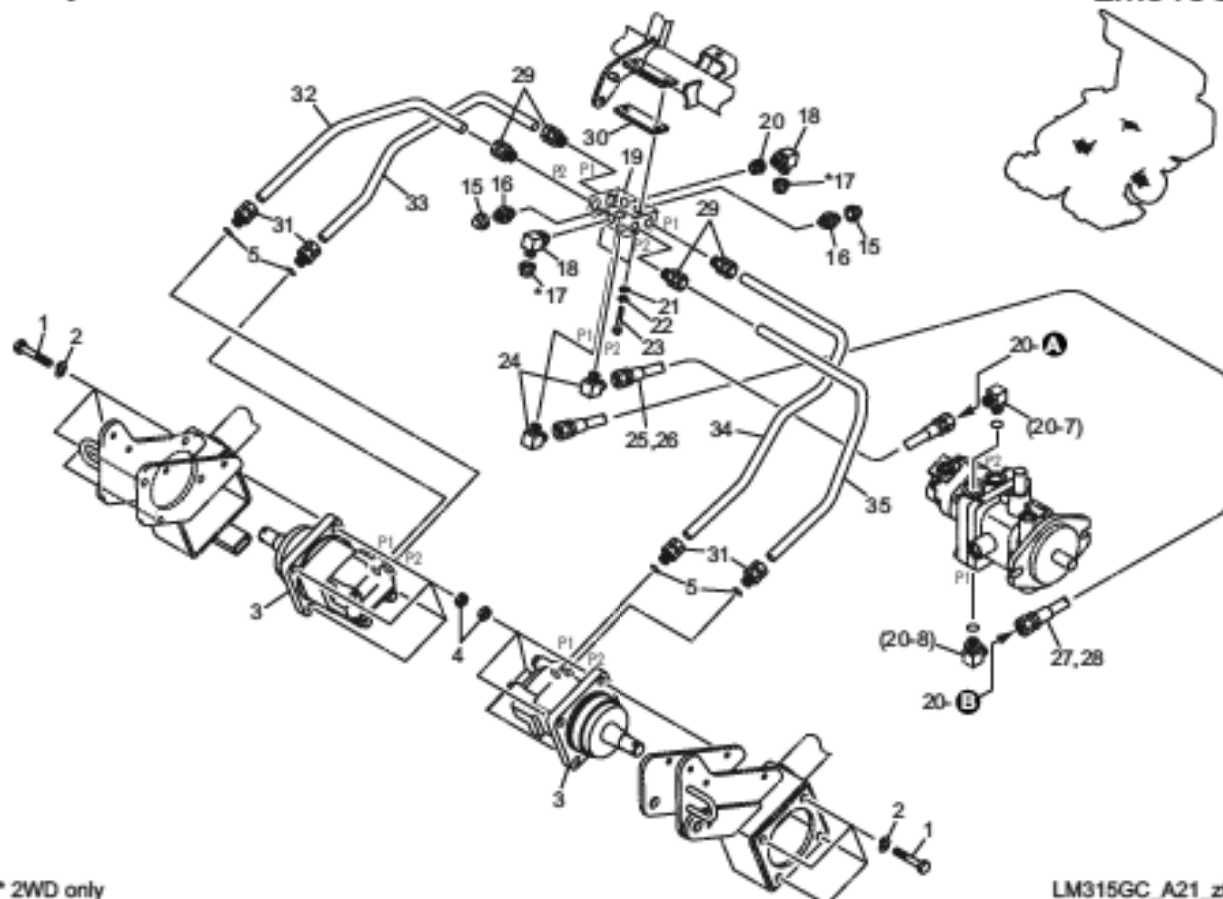
* 2WD only

LM315GC_A21_z01

Cat No.	Code No.	Part name	Qty	Remark	SN of application
21-1	K0000120402	BOLT, M12-40	8		
21-2	K0200120002	WASHER, SPRING M12	8		
21-3	K3291000100	MOTOR, WHEEL 2-125BS4V	2		
21-4	K0100120002	NUT, M12	8		
21-5	K0881018000	O-RING, P18B	4		
21-6					
21-7					
21-8					
21-9					
21-10					
21-11					
21-12					
21-13					
21-14					
21-15	K3008000482-Y	CAP, TAPPED FEMALE PF1/4	2		
21-16	K3000060002-Y	ADAPTOR, 1013-6	2		
21-17	K3008000492-Y	CAP, TAPPED FEMALE PF3/8	2	Only for 2WD type	
21-18	K3001090002-Y	ELBOW, 90 DEG. 1033-9	2		
21-19	SP05-0414Z2-Y	MANIFOLD	1		
21-20	K1422202001-Y	PLUG, TAPER WITH HEX. HOLE 1/8-2	1		
21-21	K5000080002	WASHER, M8	2		
21-22	K0200080002	WASHER, SPRING M8	2		
21-23	K0000080552	BOLT, M8-55	2		
21-24	K3001120002-Y	ELBOW, 90 DEG 1033-12	2		
21-25	K3105410330	HOSE, WP210-12-1-330	1		
21-26	K3191001800	TUBE, SPIRAL SP-15 180	1		
21-27	K3105430390	HOSE, WP210-12-3-390	1		
21-28	K3191002400	TUBE, SPIRAL SP-15 240	1		
21-29	K3026615081-Y	CONNECTOR, KCT 15-040E	4		
21-30	LM315GC171920	PLATE, 2-M9 12-32-69	1		

21. Hydraulic section B

LM315GC



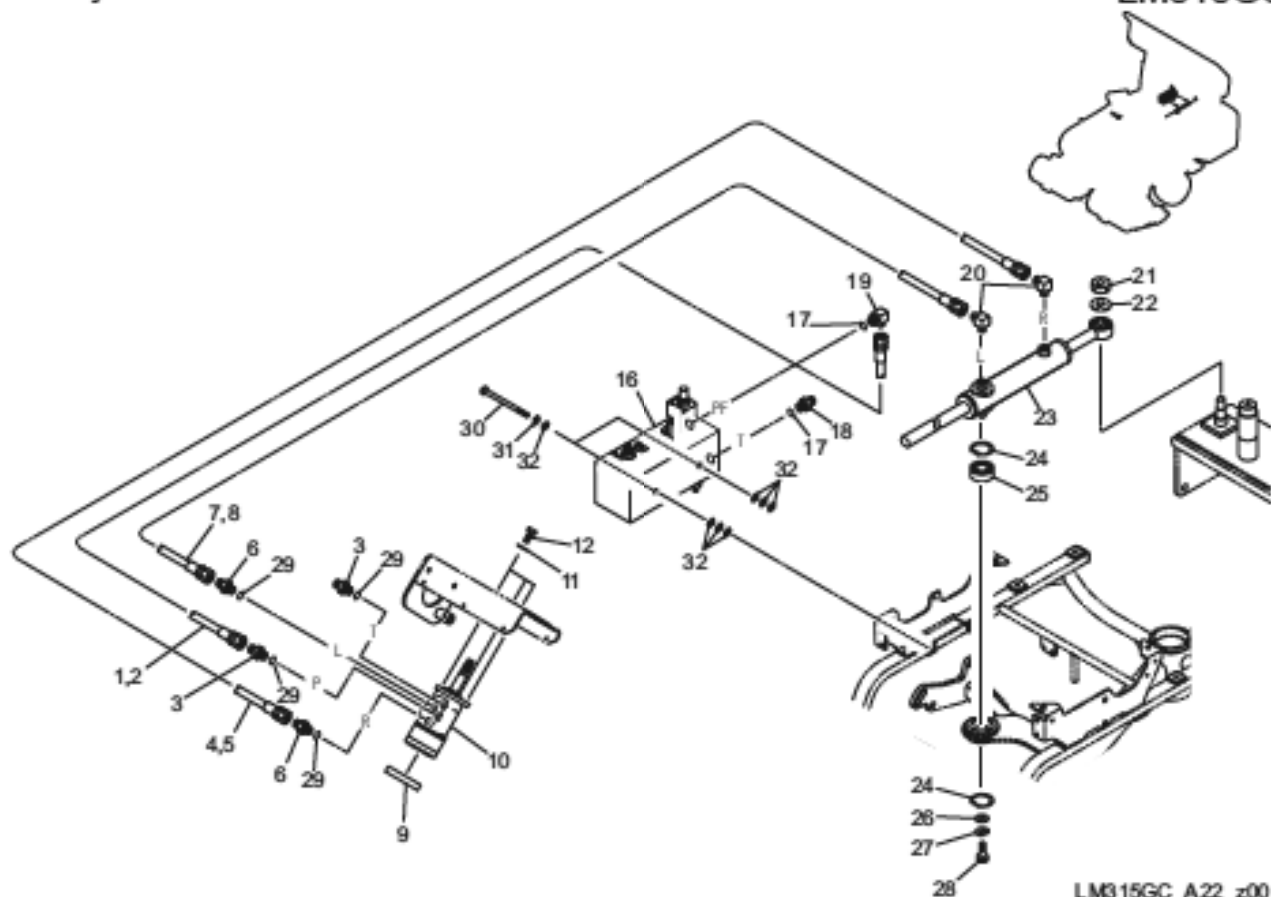
* 2WD only

LM315GC_A21_z01

Cat No.	Code No.	Part name	Qty	Remark	SN of application
21-31	K3026315081-Y	CONNECTOR, KCO 15-040E	4		
21-32	LM315GC1715Z2	PIPE, A (R)	1		
21-33	LM315GC1716Z2	PIPE, B (R)	1		
21-34	LM315GC1717Z2	PIPE, A (L)	1		
21-35	LM315GC1718Z2	PIPE, B (L)	1		

22. Hydraulic section C

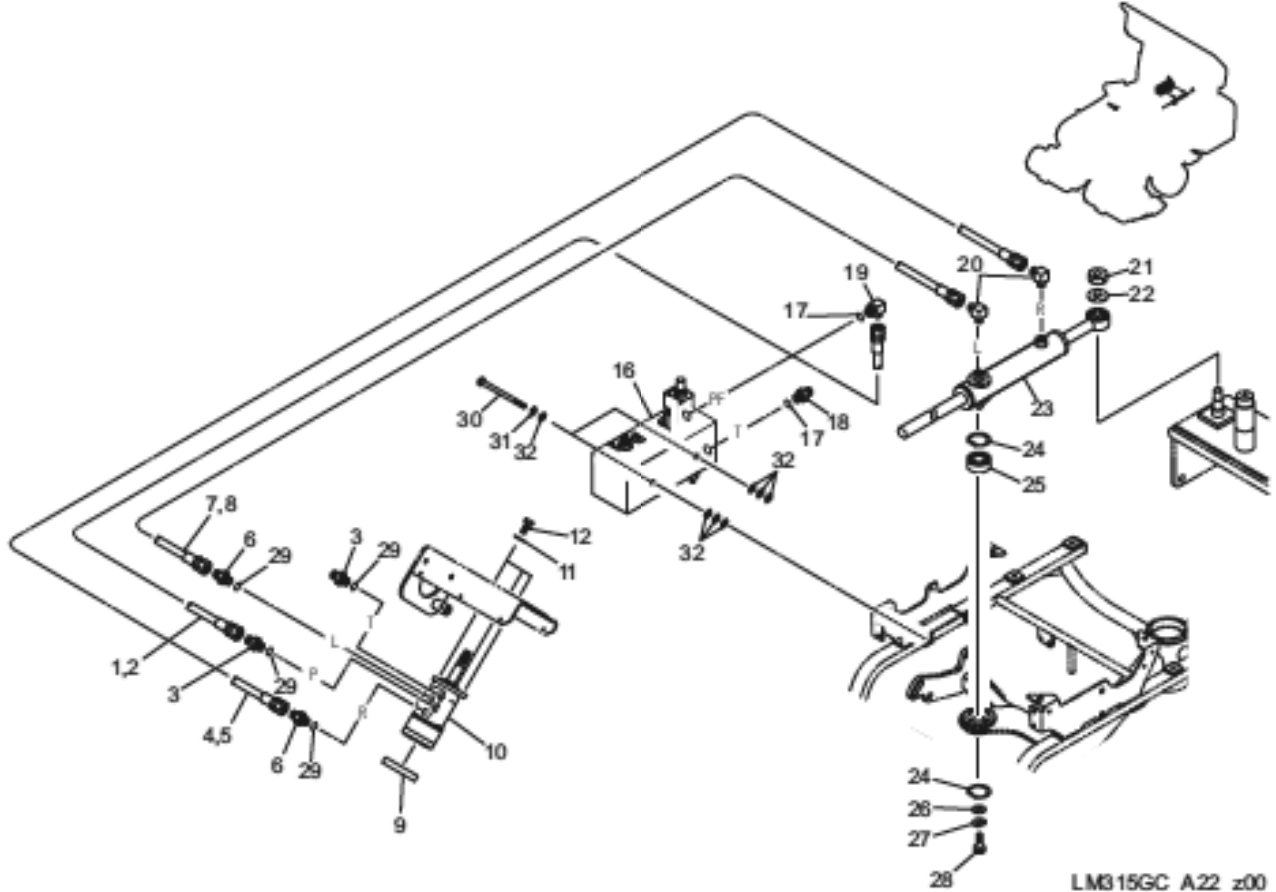
LM315GC



Cat No.	Code No.	Part name	Qty	Remark	SN of application
22-1	K3103331420	HOSE, WP140-9-3-1420	1		
22-2	K3191012700	TUBE, SPIRAL SP-15-1270	1		
22-3	K3008000582-Y	CONNECTOR, ODD SIZED 1084-3/8-1/4-S	2		
22-4	K3103221720	HOSE, WP140-6-2-1720	1		
22-5	K3190015700	TUBE, SPIRAL SP-12 1570	1		
22-6	K3008000232-Y	CONNECTOR, WITH O-RING PF1/4 X PF1/4	2		
22-7	K3103211750	HOSE, WP140-6-1-1750	1		
22-8	K3190016000	TUBE, SPIRAL SP-12 1600	1		
22-9	LM315GB1111ZD	CAP	1		
22-10	K3294000130	STEERING, ORBIT ROLL RU074	1		
22-11	K0210100002	SPRING, CONICAL DISC L M10	3		
22-12	K0001100252	BOLT, P1.25 M10-25	3		
22-13					
22-14					
22-15					
22-16	LM315GB0105ZD	VALVE, SOLENOID MODULE	1		
22-17	K0881014000	O-RING, P14B	2		
22-18	K3009000142-Y	ADAPTOR, PF3/8PF3/8	1		
22-19	K3008000032-Y	ADAPTOR, 90 DEG 1086-9	1		
22-20	K3001050002	ELBOW, 90 DEG 1033-6	2		
22-21	K0145140002	NUT, WITH F-RING, P1.5 M14	1		
22-22	K0215140001	WASHER, DISK SPRING H M14-2	1		
22-23	K3213000380	CYLINDER, DOUBLE ACTING 40-170-495	1		
22-24	K0402042001	RING, RETAINING R M42	2		
22-25	K0612060040	BEARING, BALL SEAL 2RD 6004	1		
22-26	K5000100002	WASHER, M10	1		
22-27	K0200100002	WASHER, SPRING M10	1		
22-28	K0000100202	BOLT, M10-20	1		
22-29	K0881011000	O-RING, P11B	4		
22-30	K0039081400	BOLT, SUS M8-140	2		

22. Hydraulic section C

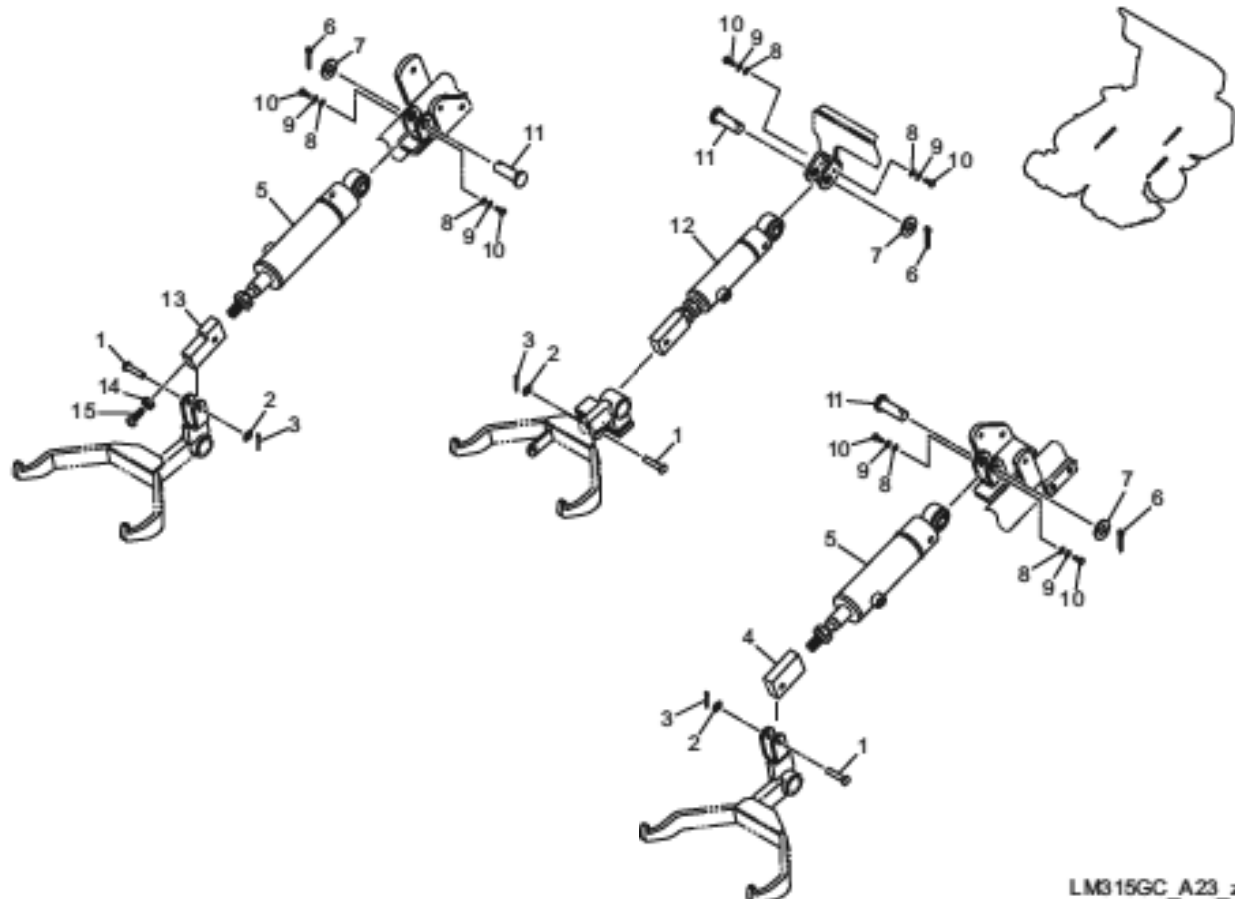
LM315GC



Cat No.	Code No.	Part name	Qty	Remark	SN of application
22-31	K0201080000	WASHER, SUS SPRING M8	2		
22-32	K5009080000	WASHER, SUS M8	8		

23. Hydraulic section D

LM315GC

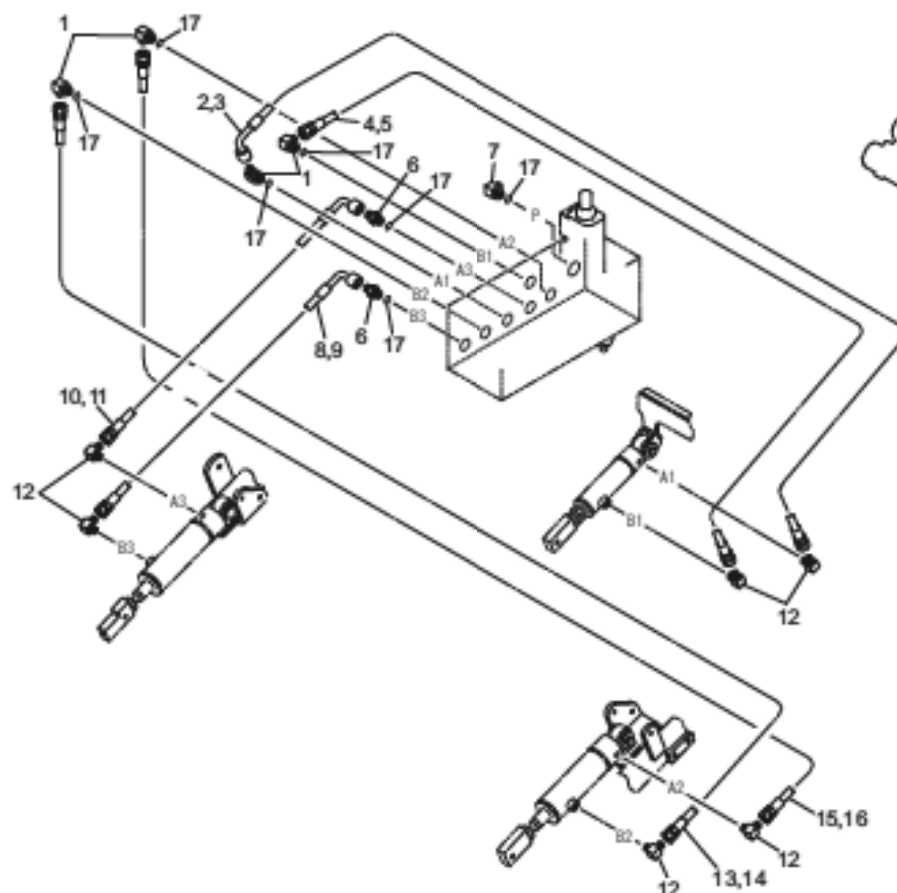


LM315GC_A23_z01

Cat No.	Code No.	Part name	Qty	Remark	SN of application
23-1	K6034000010	PIN, SUS FLAT HEAD M8-28	3		
23-2	K5000080002	WASHER, M8	3		
23-3	K0300025202	PIN, COTTER M2.5-20	3		
23-4	LM315GC1712ZD	HEAD, CYLINDER	1		
23-5	K3213000360	CYLINDER, DOUBLE ACTING 40-75-286	2		
23-6	K0300032252	PIN, COTTER M3.2-25	3		
23-7	K5011016222	WASHER, SPCC 1-16-22	3		
23-8	K5000050002	WASHER, M5	6		
23-9	K0200050002	WASHER, SPRING M5	6		
23-10	K0000050122	BOLT, M5-12	6		
23-11	K6030160452	PIN, FLAT HEAD M16-43	3		
23-12	K321200022D	CYLINDER, 30-65 255	1		
23-13	LM315GC1723ZD	HEAD, CYLINDER (RIGHT)	1		
23-14	KD100080002	NUT, M8	1		
23-15	K0045080402	SCREW, + TRUSS HEAD M8-40	1		

24. Hydraulic section E

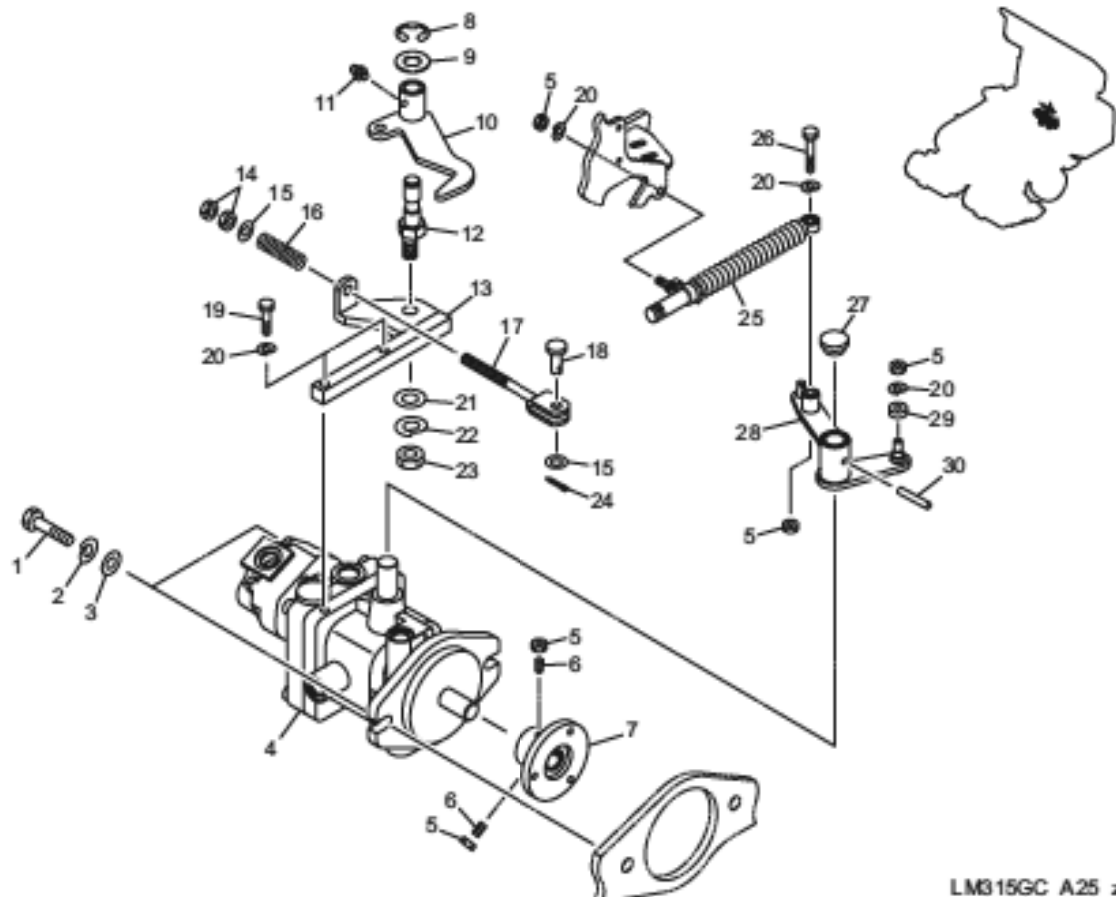
LM315GC



Cat No.	Code No.	Part name	Qty	Remark	SN of application
24-1	K3008000442-Y	ADAPTOR, 90 DEG 1086-6	4		
24-2	K3103230830	HOSE, WP140-6-3-830	1		
24-3	K3190006800	TUBE, SPIRAL SP-12 680	1		
24-4	K3103210770	HOSE, WP140-6-1-770	1		
24-5	K3190006200	TUBE, SPIRAL SP-12 620	1		
24-6	K3008000232-Y	CONNECTOR, WITH O-RING PF1/4 X PF1/4	2		
24-7	K3008000032-Y	ADAPTOR, 90 DEG 1086-9	1		
24-8	K3103230780	HOSE, WP140-6-3-780	1		
24-9	K3190006300	TUBE, SPIRAL SP-12 630	1		
24-10	K3103230740	HOSE, WP140-6-3-740	1		
24-11	K3190005900	TUBE, SPIRAL SP-12 590	1		
24-12	K3001060002	ELBOW, 90 DEG 1033-6	6		
24-13	K3103211450	HOSE, WP140-6-1-1450	1		
24-14	K3190013000	TUBE, SPIRAL SP-12 1300	1		
24-15	K3103211350	HOSE, WP140-6-1-1350	1		
24-16	K3190012000	TUBE, SPIRAL SP-12 1200	1		
24-17	K0881011000	O-RING, P11B	7		

25. Hydraulic pump & Neutral lever section

LM315GC

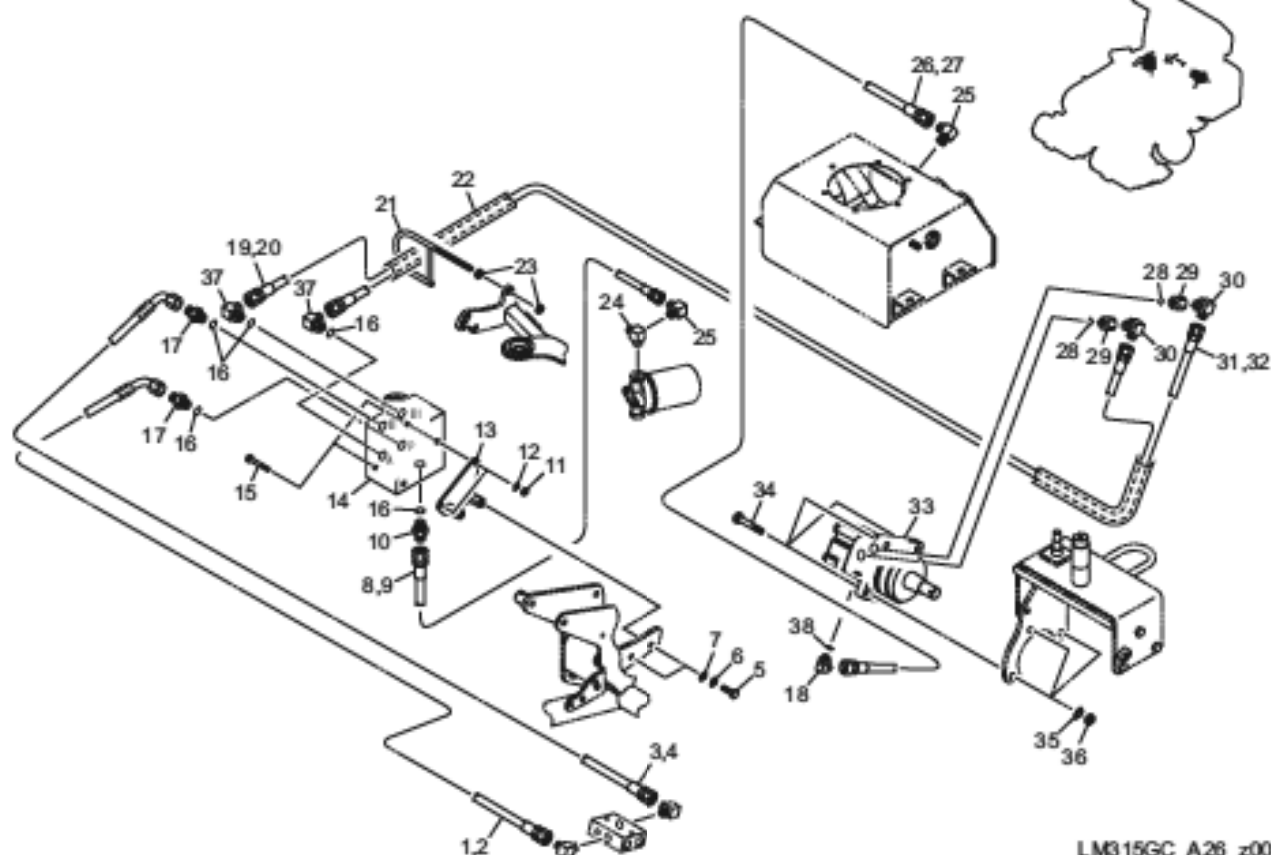


LM315GC_A25_z00

Cat No.	Code No.	Part name	Qty	Remark	SN of application
25-1	K0000120302	BOLT, M12-30	2		
25-2	K0200120002	WASHER, SPRING M12	2		
25-3	K5000120002	WASHER, M12	2		
25-4	K3241000200	PUMP, PISTON PSV-16CHG-2	1		
25-5	KD100080002	NUT, M8	5		
25-6	K0028080200	SETSCREW, SUS M8-20	2		
25-7	LM315GC1704ZD	METAL, PUMP JOINT	1		
25-8	K0400012002	RING, RETAINING E M12	1		
25-9	K5051016240	WASHER, C5191P 1-16-24	1		
25-10	LM315GC1707ZD	LEVER, NEUTRAL	1		
25-11	K1440000010	GREASE NIPPLE, A TYPE	1		
25-12	K6123000112	SHAFT, THREADED M14-95.5	1		
25-13	LM315GC1706ZD	PLATE, MOUNTING SHAFT	1		
25-14	KD100100002	NUT, M10	2		
25-15	K5000100002	WASHER, M10	2		
25-16	K1000000048	SPRING, COMPRESSION M3.2-16.9-60	1		
25-17	K7303000092	ADJUSTER, LEVER	1		
25-18	K6031100258	PIN, FLAT HEAD HT M10-25	1		
25-19	K0000080302	BOLT, M8-30	2		
25-20	K0200080002	WASHER, SPRING M8	5		
25-21	K5000140002	WASHER, M14	1		
25-22	K0200140002	WASHER, SPRING M14	1		
25-23	KD103140002	NUT, P1.5 M14	1		
25-24	K0300025202	PIN, COTTER M2.5-20	1		
25-25	K3380000030	DAMPER	1		
25-26	K0000080502	BOLT, M8-50	1		
25-27	K0900300180	GROMMET, W/SEALING C30SG18A	1		
25-28	LM315GC1705ZD	LEVER, TRUNNION	1		
25-29	K0608006290	BEARING, BALL SEAL 2RS 629	1		
25-30	KD324060321	PIN, SPIRAL M6-32	1		

26. Hydraulic section A (3WD)

LM315GC

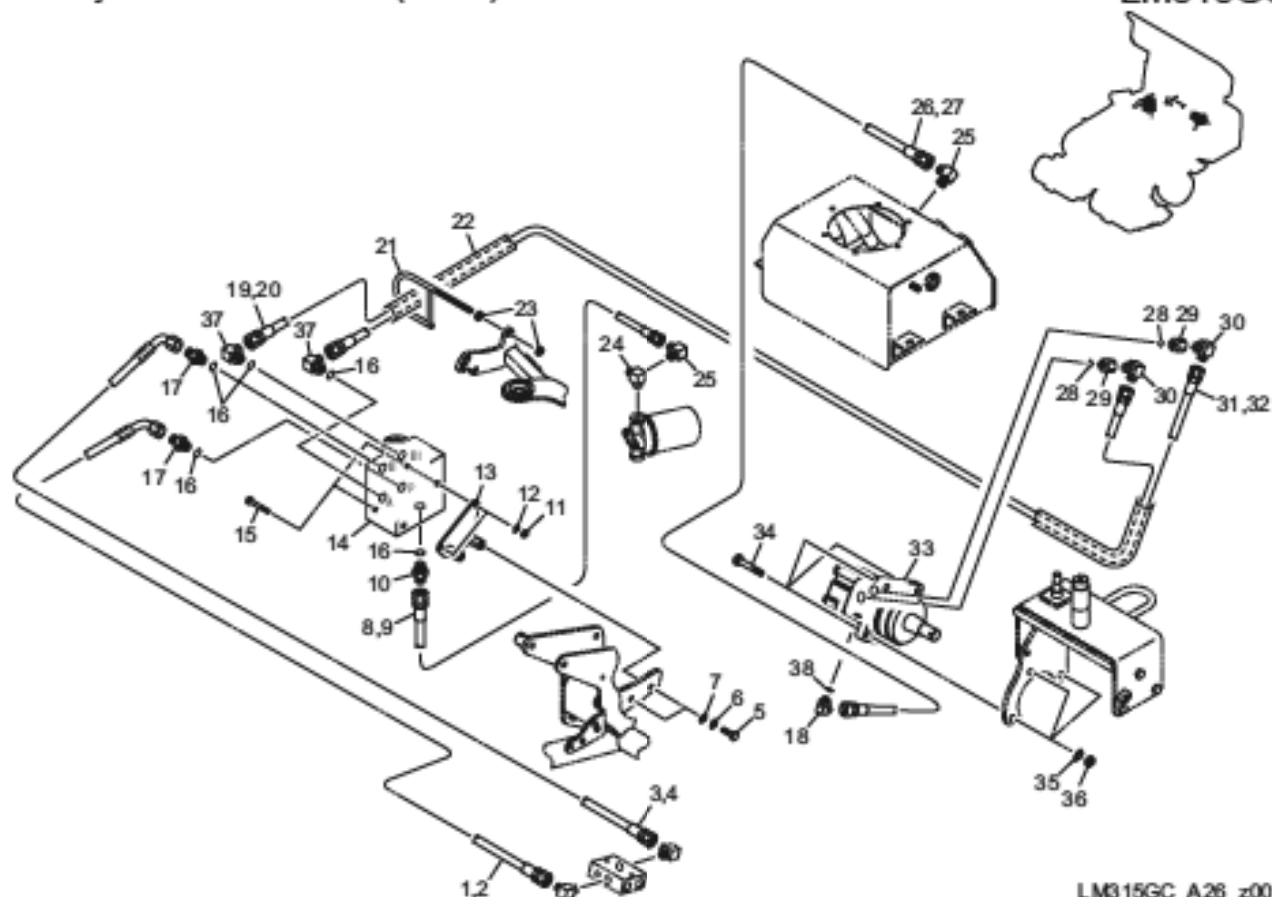


LM315GC_A26_z00

Cat No.	Code No.	Part name	Qty	Remark	SN of application
26-1	K3105330580	HOSE, WP210-9-3-580	1		
26-2	K3191004300	TUBE, SPIRAL SP-15 430	1		
26-3	K3105330480	HOSE, WP210-9-3-480	1		
26-4	K3191003300	TUBE, SPIRAL SP-15 330	1		
26-5	K0000100302	BOLT, M10-30	2		
26-6	K0200100002	WASHER, SPRING M10	2		
26-7	K5000100002	WASHER, M10	2		
26-8	K3101230770	HOSE, WP70-6-3-770	1		
26-9	K3190006200	TUBE, SPIRAL SP-12 620	1		
26-10	K3009000202-Y	ADAPTOR, PF1/4"PF3/8	1		
26-11	K0100080002	NUT, M8	2		
26-12	K0200080002	WASHER, SPRING M8	2		
26-13	LM315GC1801ZD	BRACKET, VALVE	1		
26-14	K3313000450	VALVE, SOLENOID HF78610-12	1		
26-15	K0003080802	BOLT, M8-80	2		
26-16	K0881014000	O-RING, P14B	5		
26-17	K3009000142-Y	ADAPTOR, PF3/8PF3/8	2		
26-18	K3008000442-Y	ADAPTOR, 90 DEG 1086-6	1		
26-19	K3105311300	HOSE, WP210-9-1-1300	1		
26-20	K3191011500	TUBE, SPIRAL SP-15 1150	1		
26-21	LM526-0217Z2	GUIDE, HOSE	1		
26-22	LM315GB1810ZD	COVER, PROTECTING HYDRAULIC HOSE	1		
26-23	K0100100002	NUT, M10	2		
26-24	SP05-0413Z2-Y	ELBOW	1		
26-25	K3001060002	ELBOW, 90 DEG 1033-6	2		
26-26	K3101211490	HOSE, WP70-6-1-1490	1		
26-27	K3190013400	TUBE, SPIRAL SP-12-1340	1		
26-28	K0881018000	O-RING, P18B	2		
26-29	K3029000042-Y	BUSHING, PF1/2"PT3/8	2		
26-30	K3003090002-Y	ELBOW, 45 DEG 1035-9	2		

26. Hydraulic section A (3WD)

LM315GC

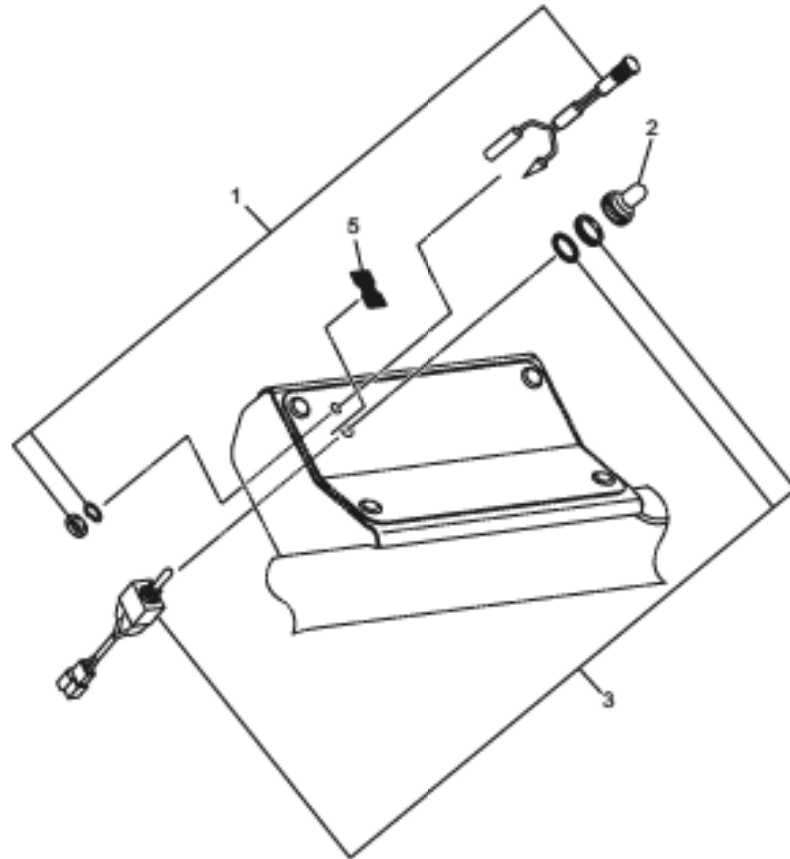


LM315GC_A26_z00

Cat No.	Code No.	Part name	Qty	Remark	SN of application
26-31	K3105311360	HOSE, WP210-9-1-1360	1		
26-32	K3191012100	TUBE, SPIRAL SP-15-1210	1		
26-33	K3291000130	MOTOR, ORBIT 2-160BS4S-E341	1		
26-34	K0000120502	BOLT, M12-50	3		
26-35	K0200120002	WASHER, SPRING M12	3		
26-36	K0100120002	NUT, M12	3		
26-37	K3008000032	ELBOW, ADJUSTABLE 90-1086-9	2		
26-38	K0881011000	O-RING, P11B	1		

27. Hydraulic section B (3WD)

LM315GC

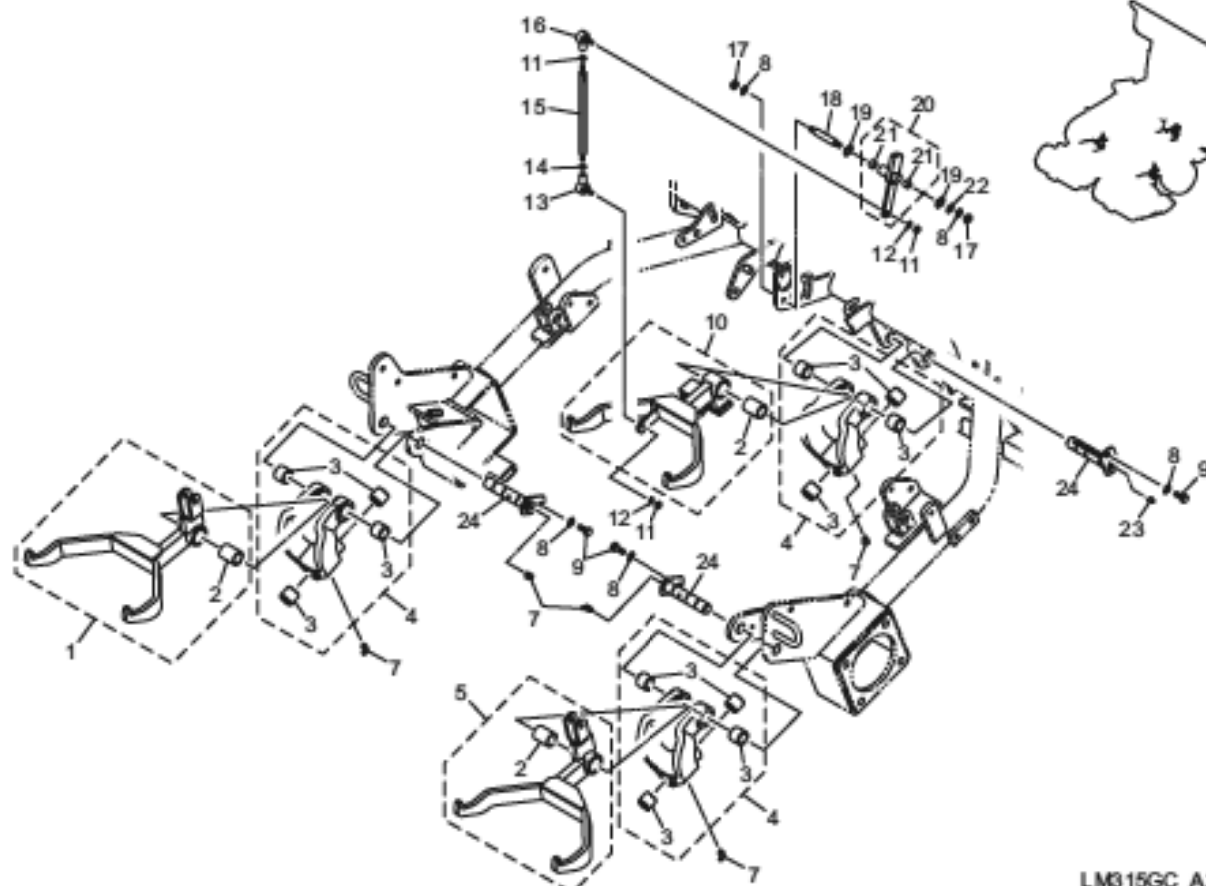


LM315GC_A27_z01

Cat No.	Code No.	Part name	Qty	Remark	SN of application
27-1	K3641000090	LAMP, WORKING LED RED	1		
27-2	K4031000300	RUBBER, CAP WD1911	1		
27-3	LM315G-053120	SWITCH ASSY, TOGGLE	1		
27-4					
27-5	K4203001620	STICKER, 2WD / 3WD	1		

28. Lift fork section

LM315GC

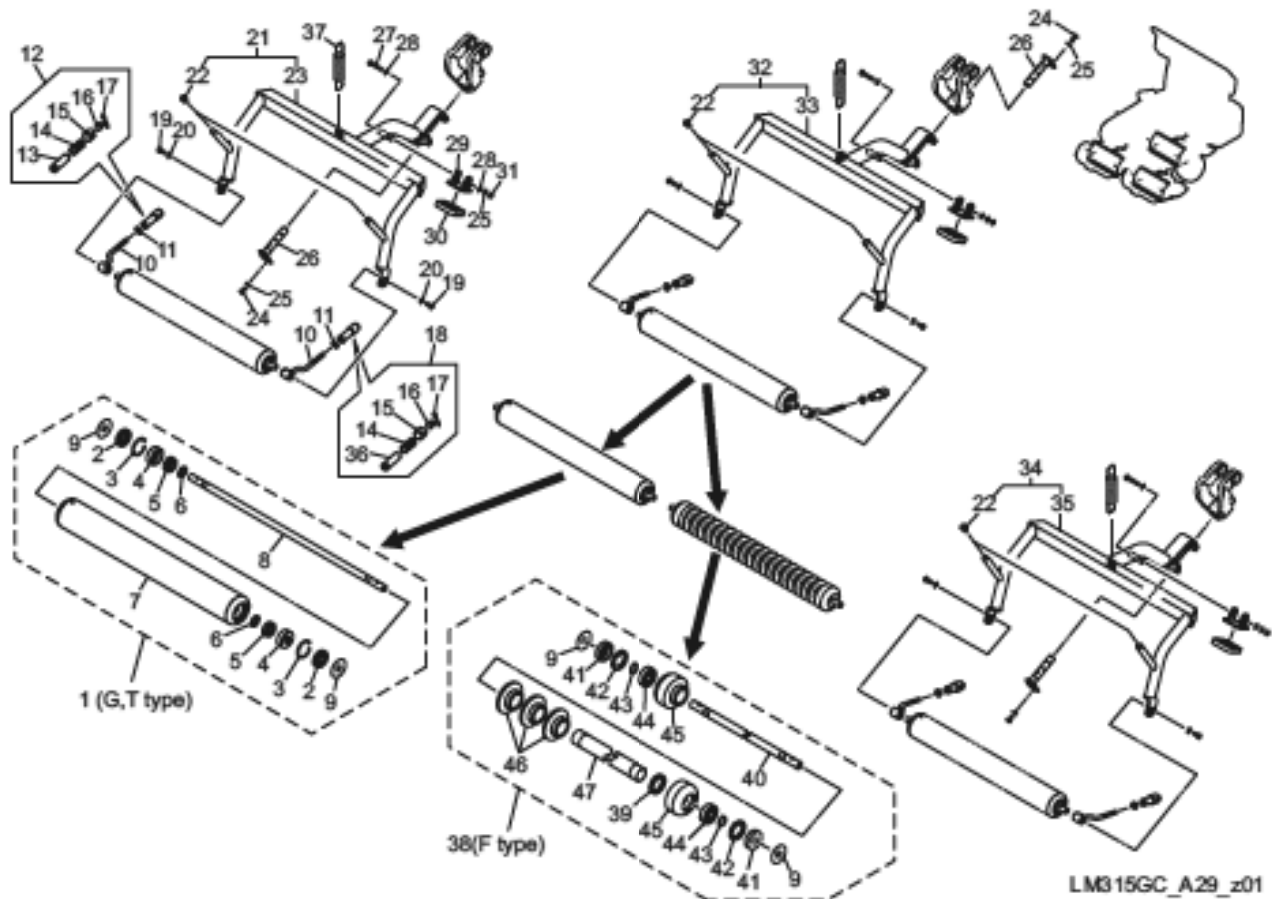


LM315GC_A28_z01

Cat No.	Code No.	Part name	Qty	Remark	SN of application
28-1	LM315GB0704CD	FORK, LIFTING (R)	1		
28-2	K6000000140	BUSH, COPPER 19-25.4-36	3		
28-3	K6000000110	BUSH, 19-25.4-22	12		
28-4	LM315GC1501AD	FULCRUM COMP,MOWER	3		
28-5	LM315GB0703CD	FORK,LIFTING(L)	1		
28-6					
28-7	K1440000020	GREASE NIPPLE, C	5		
28-8	K0200080002	WASHER, SPRING M8	5		
28-9	K0000080152	BOLT, M8-15	3		
28-10	LM315GC1503BD	FORK, LIFTING (CENTER)	1		
28-11	K0100060002	NUT, M6	3		
28-12	K0200060002	WASHER, SPRING M6	2		
28-13	K16040600LD	JOINT, SPHERICAL LHSA6L	1		
28-14	K0180060002	NUT, LEFT-HANDED M6	1		
28-15	LM315GB0622Z2	ROD, ADJUSTING M6-166	1		
28-16	K1604060000	JOINT, SPHERICAL LHSA6	1		
28-17	K0100080002	NUT, M8	2		
28-18	LM315GB0623AD	SHAFT, SUS 8-43	1		
28-19	K5051010160	WASHER, C5191P 1-10-16	2		
28-20	LM315GB0621Z2	LEVER, SENSING	1		
28-21	K6000000170	BUSH, 10-12-10	2		
28-22	K5000080002	WASHER, M8	1		
28-23	K1440000010	GREASE NIPPLE, A TYPE	1		
28-24	LM315GC1504Z0	PIN, SUS 19-101	3		

29. Mower arm section

LM315GC

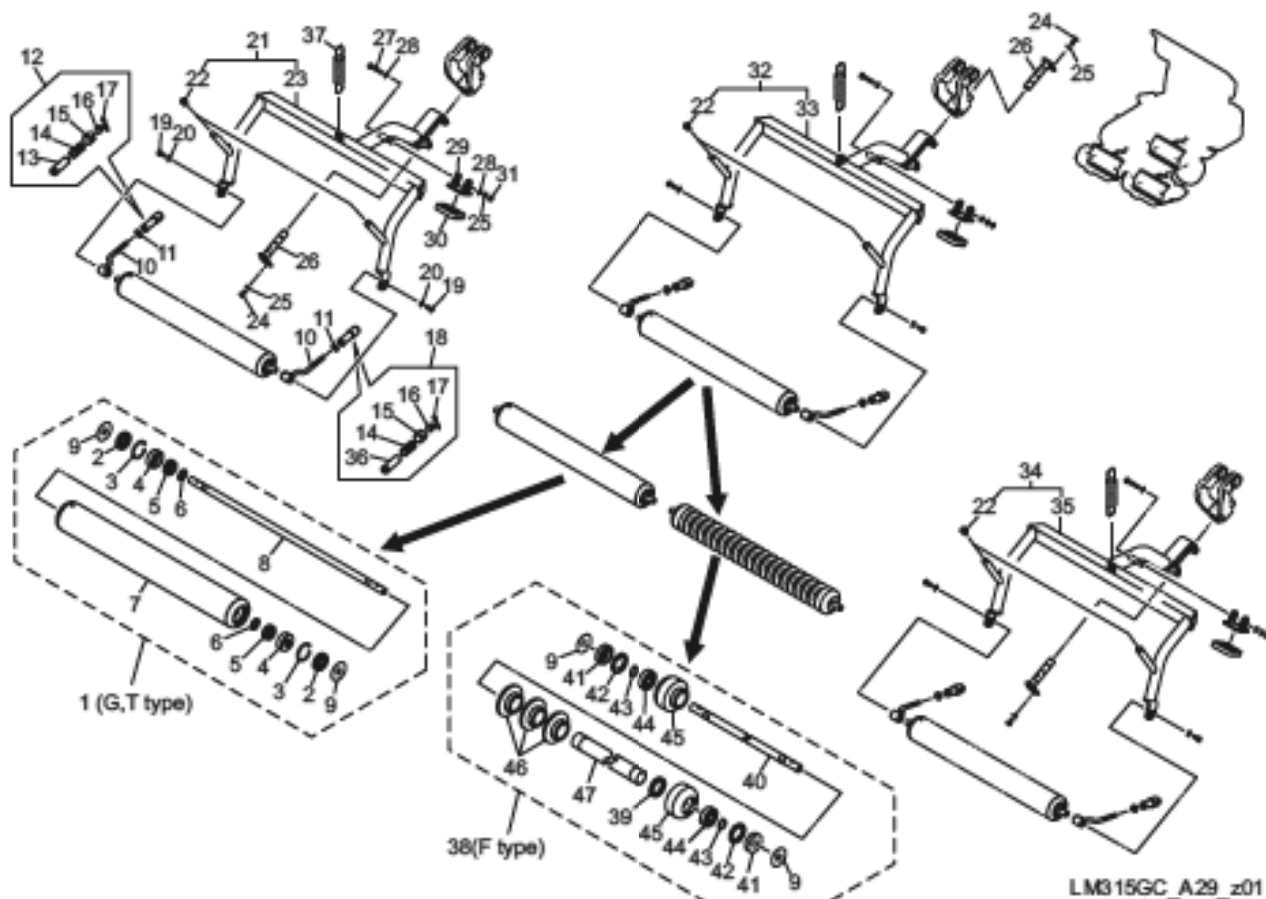


LM315GC_A29_z01

Cat No.	Code No.	Part name	Qty	Remark	SN of application
29-1	LM150GA0754A0	ROLLER ASSY, BASKET	3		
29-2	K0861000020	OIL SEAL, TA1542.38	6		
29-3	K0402042001	RING, RETAINING R M42	6		
29-4	K0861000030	OIL SEAL, 6202	6		
29-5	K0616062020	BEARING, BALL SEAL 2NSEC3 6202	6		
29-6	K5051015280	WASHER, C5191P 1-15-28	6		
29-7	K8021000220	ROLLAR COMP, 74-590	3		
29-8	K6131000060	SHAFT, TAPPED ROLLER 651	3		
29-9	K5051015470	WASHER, C5191P 1-15-47	6		
29-10	LM315GA0708A3	FITTING, MOWER	6		
29-11	K0108100002	NUT, P1 M10-3	6		
29-12	LM315GA0757ZD	PIPE COMP, FIXING MOWER (R)	3		
29-13	LM315GA0707Z9	PIPE, (R)	3		
29-14	K1000000568	SPRING, COMPRESSION M1.2-21.7-43	6		
29-15	LM150GA0720Z8	STOPPER	6		
29-16	LM150GA0721Z2	RECEIVER, MOWER MOUNTING BOLT	6		
29-17	K0300025322	PIN, COTTER M2.5-32	6		
29-18	LM315GA0756ZD	PIPE COMP, FIXING MOWER (L)	3		
29-19	K0000100302	BOLT, M10-30	6		
29-20	K0200100002	WASHER, SPRING M10	6		
29-21	LM315GC1603ZD	ARM COMP, MOWER (R)	1		
29-22	K1310000060	CAP, 12.7	6		
29-23	LM315GC1604AD	ARM, MOWER (R)	1		
29-24	K0000080152	BOLT, M8-15	3		
29-25	K0200080002	WASHER, SPRING M8	6		
29-26	LM315GC1608Z2	PIN, 19-96	3		
29-27	K0000080602	BOLT, M8-60	3		
29-28	K5000080002	WASHER, M8	6		
29-29	LM315GB0732ZD	STOPPER	3		
29-30	K4050000010	RUBBER, FOR PEDAL 5575	3		

29. Mower arm section

LM315GC

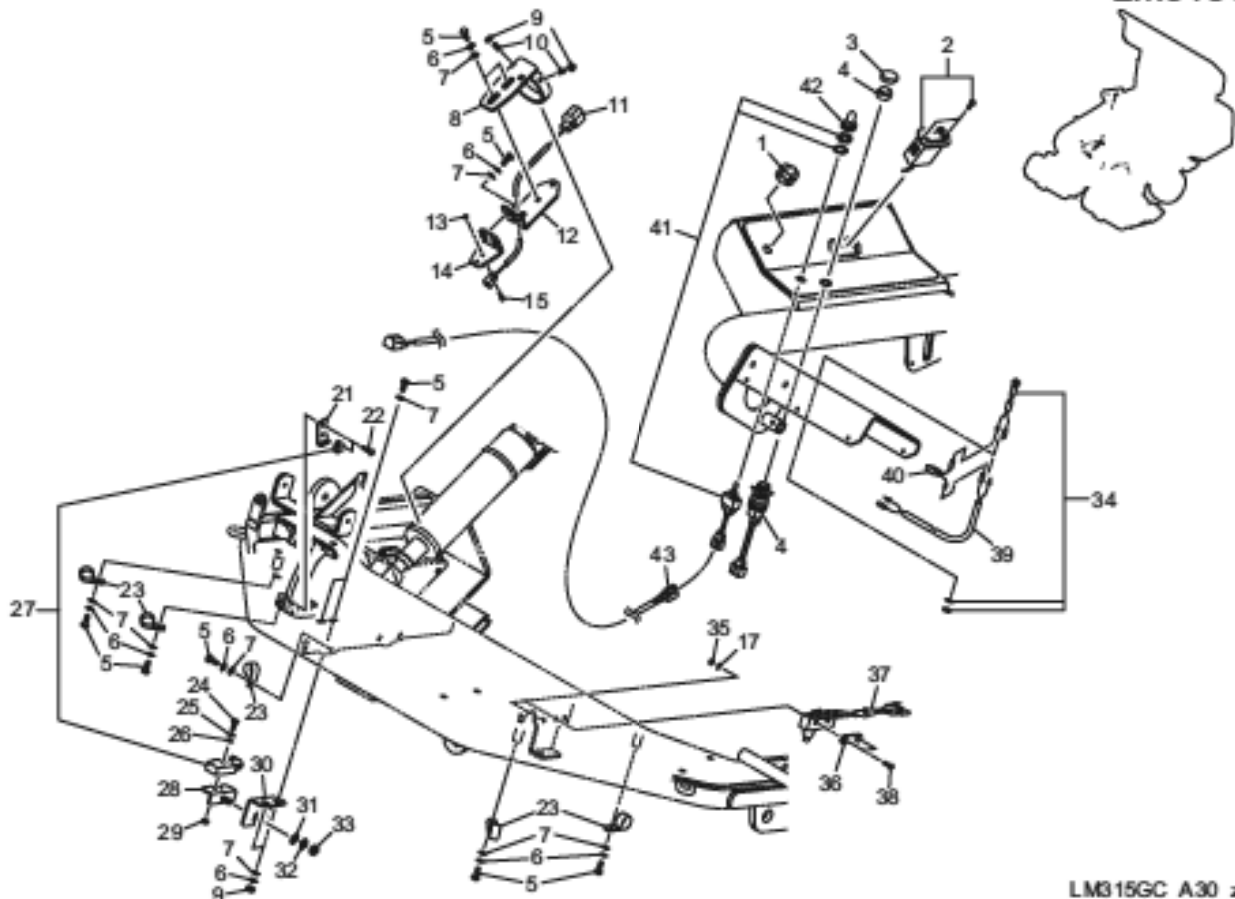


LM315GC_A29_z01

Cat No.	Code No.	Part name	Qty	Remark	SN of application
29-31	KD100080002	NUT, M8	3		
29-32	LM315GC1605Z0	ARM COMP, MOWER (CENTER)	1		
29-33	LM315GC1606AD	ARM, MOWER (CENTER)	1		
29-34	LM315GC1601Z0	ARM COMP, MOWER (L)	1		
29-35	LM315GC1602AD	ARM, MOWER (L)	1		
29-36	LM315GA0706Z9	PIPE, (L)	3		
29-37	K103000028D	SPRING, WITH U HOOK M2.9-39-90	3		
29-38	LM315F-0704A0	ROLLER ASSY, BASKET	3		
29-39	K505101547D	WASHER, C5191P 1-15-47	0-6	For adjustment	
29-40	LM315F-0701Z2	SHAFT, ROLLER	3		
29-41	K0851535080	OIL SEAL, PJN15358	6		
29-42	KD402035001	RING, RETAINING R M35	6		
29-43	KD401015001	RING, RETAINING S M15	6		
29-44	KD616062020	BEARING, BALL SEAL 2NSEC3 6202	6		
29-45	LM315F-0702A0	HOUSING, ROLLER	6		
29-46	K5920000060	ROLLER, 80	57		
29-47	LM315F-0703Z2	PIPE, ROLLER	3		

30. Electrical section A

LM315GC

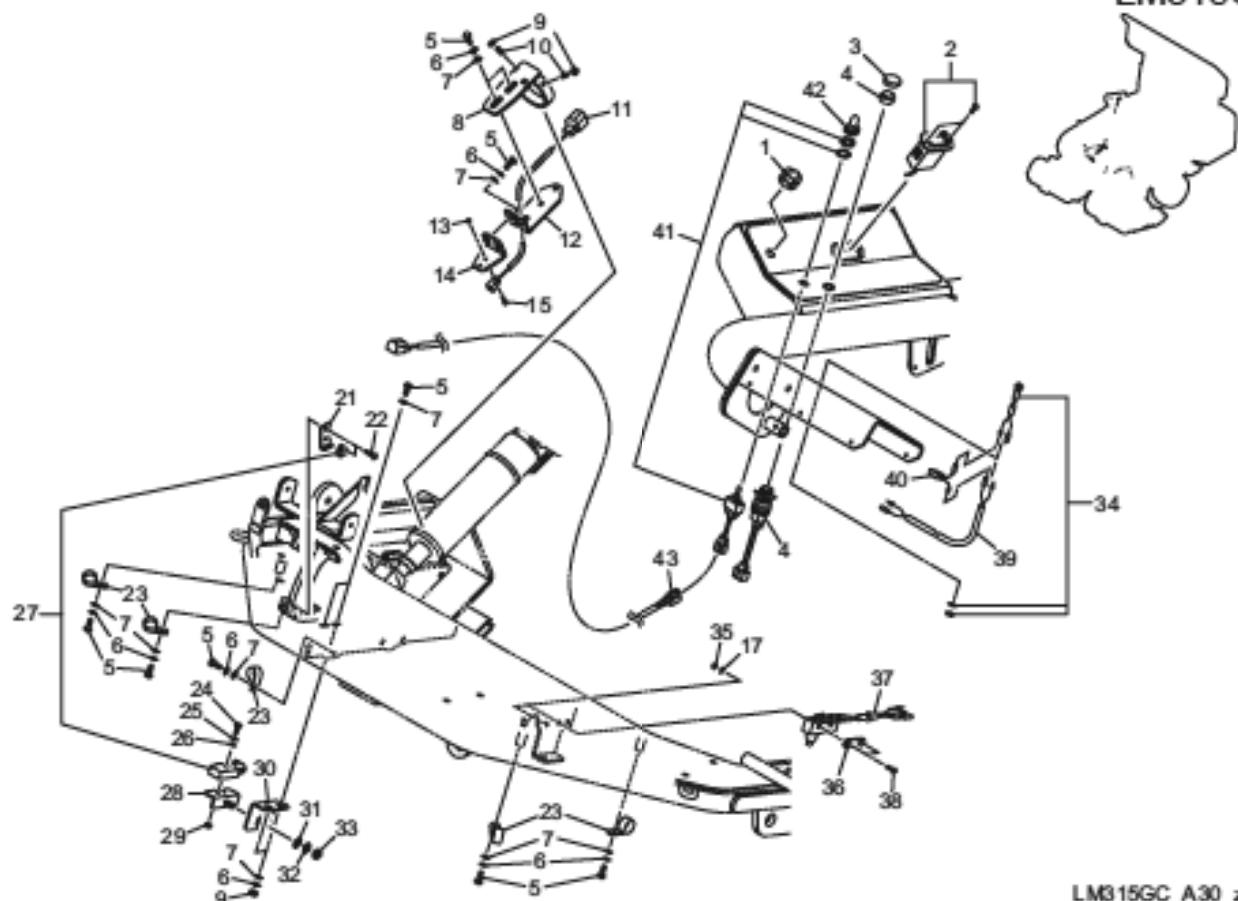


LM315GC_A30_z01

Cat No.	Code No.	Part name	Qty	Remark	SN of application
30-1	K0900300120	GROMMET, W/SEALING C30SG12A	1		
30-2	K3650000040	HOUR METER, MINI	1		
30-3	K3661000090	CAP, DUST PROOF FOR SWITCH	1		
30-4	K3661000080	SWITCH, ROUND	1		
30-5	K0000060152	BOLT, M6-15	11		
30-6	K0200060002	WASHER, SPRING M6	11		
30-7	K5000060002	WASHER, M6	13		
30-8	LM315GC1908ZD	STAY, CYLINDER SENSOR	1		
30-9	KD100060002	NUT, M6	2		
30-10	K0023060151	SETSCREW, M6-15	2		
30-11	K3720000110	SENSOR, PROXIMITY E2S-W23	1		
30-12	LM315GC1909Z2	PLATE, MOUNTING CYLINDER SENSOR	1		
30-13	KD100030002	NUT, M3	1		
30-14	LM315GB0640Z2	MOUNT, PROXIMITY SWITCH	1		
30-15	K0042030102	SCREW, + ROUND HEAD M3-10	1		
30-16					
30-17	K0200040002	WASHER, SPRING M4	2		
30-18					
30-19					
30-20					
30-21	SP05-0605Z2	BRACKET, MAGNET	1		
30-22	K0048050102	SCREW, + ROUND HEAD WITH SW M5-10	2		
30-23	K4270010060	CLIP, HARNESS 10-M6	5		
30-24	K0000050202	BOLT, M5-20	1		
30-25	K0200050002	WASHER, SPRING M5	1		
30-26	K5000050002	WASHER, M5	1		
30-27	K3720000150	SWITCH, PROXIMITY NO	1		
30-28	LM315GC1904ZD	MOUNT, SENSOR	1		
30-29	KD100050002	NUT, M5	1		
30-30	LM315GC1905ZD	PLATE, ADJUSTING SENSOR	1		

30. Electrical section A

LM315GC

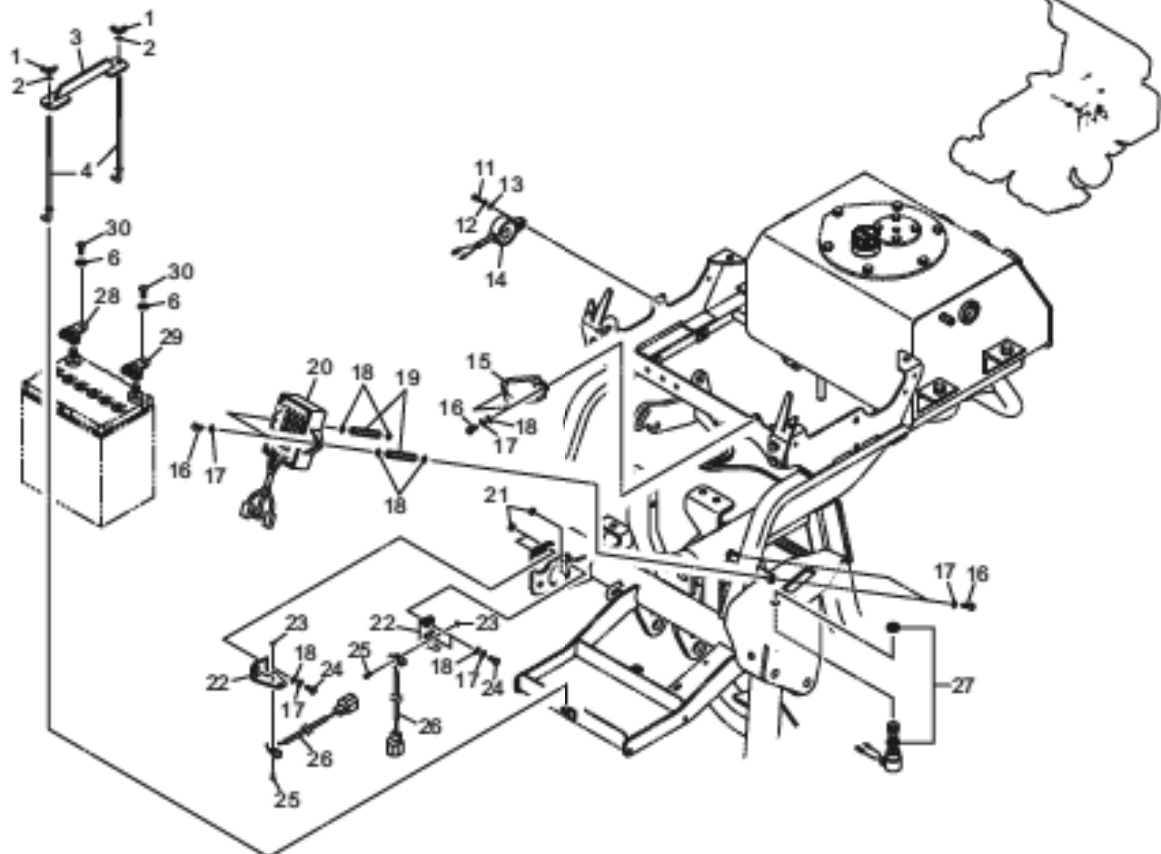


LM315GC_A30_z01

Cat No.	Code No.	Part name	Qty	Remark	SN of application
30-31	K5000080002	WASHER, M8	1		
30-32	K0200080002	WASHER, SPRING M8	1		
30-33	K0100080002	NUT, M8	1		
30-34	K3641000080	LAMP, WORKING LED GREEN	1		
30-35	KD100040002	NUT, M4	2		
30-36	LM315G-0319A3	PLATE, MOUNTING	1		
30-37	K3671000130	SWITCH, LIMIT 1BS5000	1		
30-38	K0042040302	SCREW, + ROUND HEAD M4-30	2		
30-39	LM315GC1910Z0	CABLE, LED RAISE/LOWER	1		
30-40	K37300000Z0	DIODE UNIT, V0878BOX	1		
30-41	LM315G-0531Z0	SWITCH ASSY, TOGGLE	1		
30-42	K4031000300	RUBBER, CAP WD1911	1		
30-43	LM315GC1911Z0	WIRE, MIDDLE	1		

31. Electrical section B

LM315GC

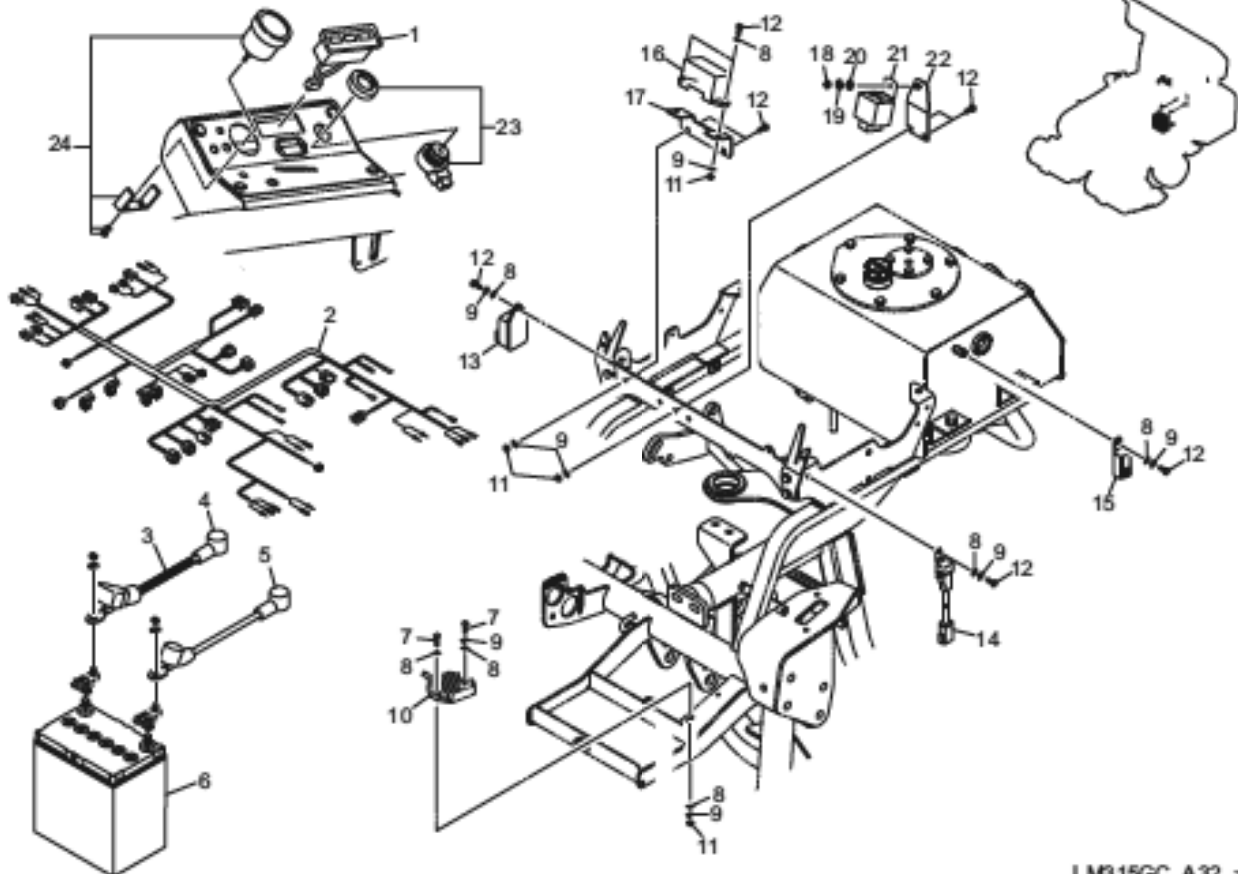


LM315GC_A31_z01

Cat No.	Code No.	Part name	Qty	Remark	SN of application
31-1	KD141060002	NUT, WING M5-3	2		
31-2	K0200060002	WASHER, SPRING M6	2		
31-3	SP05-0105AD	CLAMPER, BATTERY	1		
31-4	SP05-0106B2	SCREW, HOLDING BATTERY	2		
31-5					
31-6	K0212080001	WASHER, DISK SPRING L M8-1	2		
31-7					
31-8					
31-9					
31-10					
31-11	K0000050202	BOLT, M5-20	1		
31-12	K0200050002	WASHER, SPRING M5	1		
31-13	K5000050002	WASHER, M5	1		
31-14	K3700000010	BUZZER, EBM-12 TYPE	1		
31-15	LM315GC1902Z0	BOARD ASSY, CONTROL LIFTING MOWERS	1		
31-16	K0000060202	BOLT, M6-20	6		
31-17	K0200060002	WASHER, SPRING M6	10		
31-18	K5000060002	WASHER, M6	10		
31-19	KD149060502	NUT, HIGH M6-10-50	2		
31-20	LM315GC1903Z0	BOARD ASSY, INTERLOCK	1		
31-21	KD100060002	NUT, M6	4		
31-22	LM315GB0640Z2	MOUNT, PROXIMITY SWITCH	2		
31-23	KD100030002	NUT, M3	2		
31-24	K0000060152	BOLT, M6-15	4		
31-25	K0042030102	SCREW, + ROUND HEAD M3-10	2		
31-26	K3720000110	SENSOR, PROXIMITY E2S-W23	2		
31-27	K3671000030	SWITCH, LIMIT G1780	1		
31-28	K3612000090	TERMINAL, BATTERY (+) 4013-39-1	1		
31-29	K3612000100	TERMINAL, BATTERY (-) 4013-39-2	1		
31-30	K0000080152	BOLT, M8-15	2		

32. Electrical section (Diesel)

LM315GC

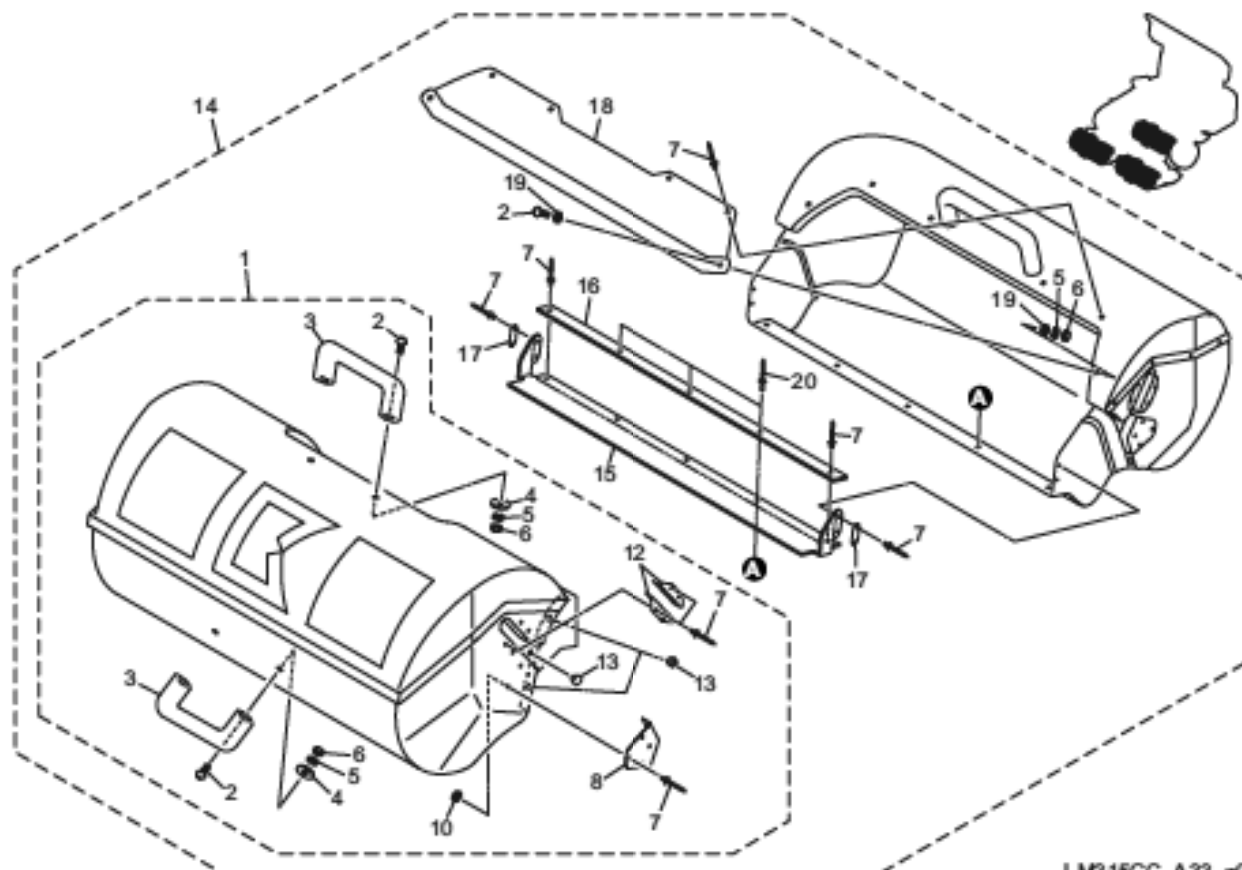


LM315GC_A32_z01

Cat No.	Code No.	Part name	Qty	Remark	SN of application
32-1	K3641000070	LAMP, PILOT BOX	1		
32-2	LM315GC2001Z0	HARNESS, D TYPE	1		
32-3	K3194111300	TUBE, CORRUGATED, 10-1130	1		
32-4	K3610000600	WIRE, BATTERY (+) 1190	1		
32-5	K3611000470	WIRE, TO EARTH 500	1		
32-6	K3600000260	BATTERY, FX55B24L	1		
32-7	K0000060252	BOLT, M6-25	2		
32-8	K5000060002	WASHER, M6	8		
32-9	K0200060002	WASHER, SPRING M6	9		
32-10	PFRP201-5371-2	REGURATOR	1		
32-11	K0100060002	NUT, M6	5		
32-12	K0000060152	BOLT, M6-15	9		
32-13	PF15694-6599-0	TIMER, GLOW LAMP	1		
32-14	K3620000720	LINE, FUSIBLE LINK	1		
32-15	K3681000060	RELAY, CALAF-12V-N-5	1		
32-16	K3630000180	FUSE BLOCK, MINI 10P-D	1		
32-17	LM315GC2002ZD	MOUNT, FUSE BOX	1		
32-18	K0100080002	NUT, M8	1		
32-19	K0200080002	WASHER, SPRING M8	1		
32-20	K5000080002	WASHER, M8	1		
32-21	PFT0070-3141-1	TIMMER, KEY STOP	1		
32-22	LM315GC2003ZD	MOUNT, RELAY	1		
32-23	PF15248-63592	SWITCH, STARTER	1		
32-24	R1401-53171	GAUGE, WATER TEMPERATURE	1		

33. Grass catcher section

LM315GC

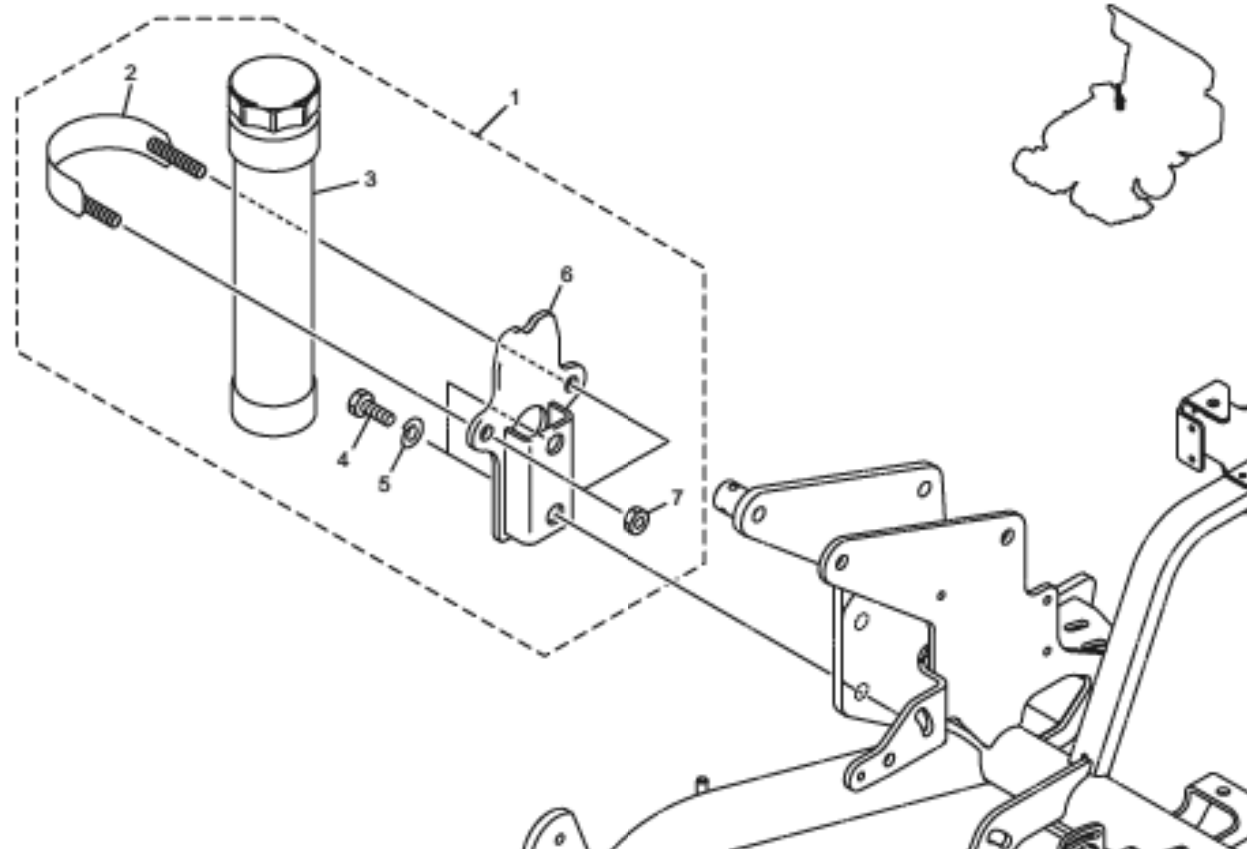


LM315GC_A33_z01

Cat No.	Code No.	Part name	Qty	Remark	SN of application
33-1	LM315GC2405A0	BASKET ASSY	3		
33-2	K0042060202	SCREW, + ROUND HEAD M6-20	18		
33-3	K1301000160	GRIP, PLASTIC HANDLE	6		
33-4	K5012306202	WASHER, SPCC 2.3-6-20	12		
33-5	K0200060002	WASHER, SPRING M6	18		
33-6	K0100060002	NUT, M6	18		
33-7	K4510615163	RIVET, BLIND AVEX 1661-0516AB	156		
33-8	LM315GB1730ZD	REINFORCEMENT, BOX	6		
33-9					
33-10	K5000040002	WASHER, M4	24		
33-11					
33-12	LM315GC2404ZD	PLATE, REINFORCEMENT	12		
33-13	K0895000180	GUM, CUSHION TM-96-18	18		
33-14	LM315GC2406ZD	BASKET ASSY, EXTENDED RUBBER LIP	3		
33-15	LM315GC2407ZD	RUBBER, BASKET	3		
33-16	LM315GC2409ZD	PLATE, CLAMPING RUBBER A	3		
33-17	LM315GC2410ZD	PLATE, CLAMPING RUBBER A	3		
33-18	LM315GC2408ZD	MESH, PROTECTING WIND	3		
33-19	K5000060002	WASHER, M6	6		
33-20	K4510615213	RIVET, BLIND 1661-0521AB	9		

34. Manual case section

LM315GC

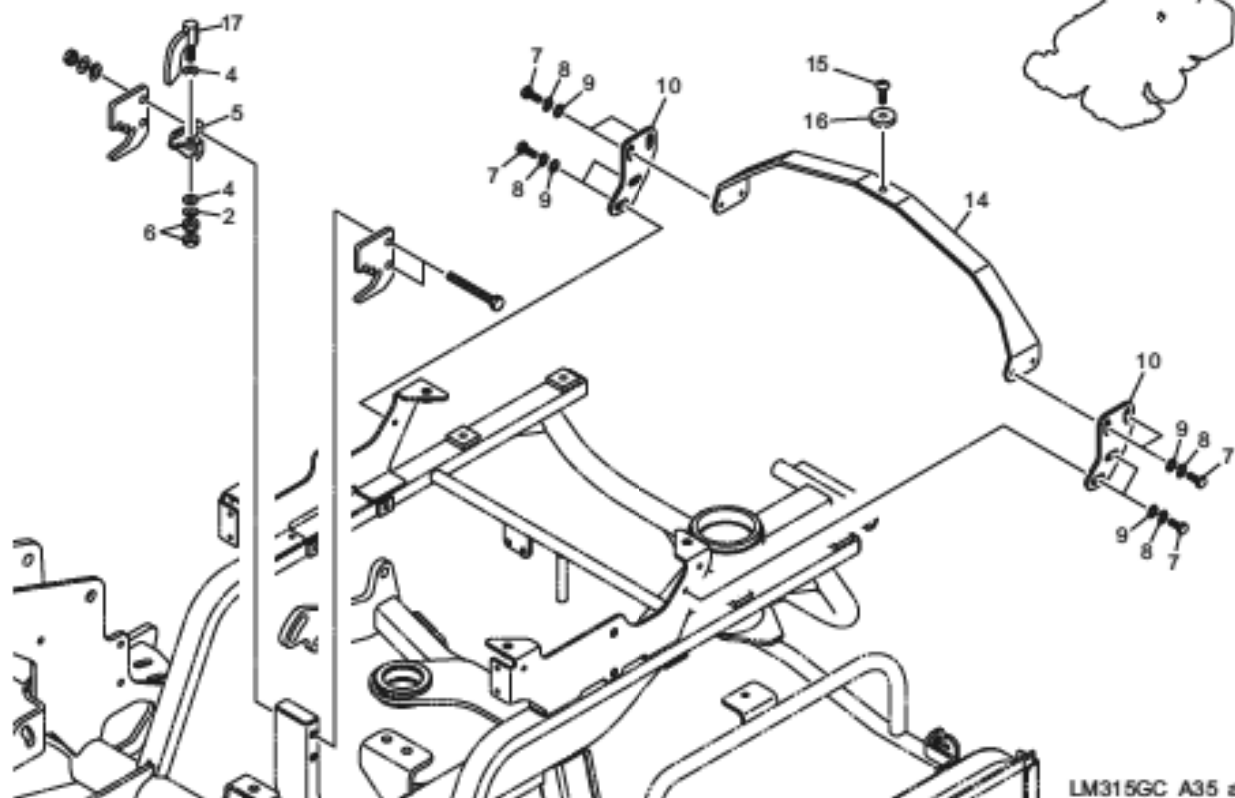


LM315GC_A34_a00

Cat No.	Code No.	Part name	Qty	Remark	SN of application
34-1	LM315GC2501Z0	CASE ASSY, MANUAL	1		
34-2	SP05-2125Z2	BAND	1		
34-3	SP05-2120Z0	CASE, FOR MANUALS	1		
34-4	K0000120252	BOLT, M12-25	2		
34-5	K0200120002	WASHER, SPRING M12	2		
34-6	LM315GC2502ZD	BRACKET, MANUAL CASE	1		
34-7	K0144080002	NUT, WITH F-RING, M8	2		

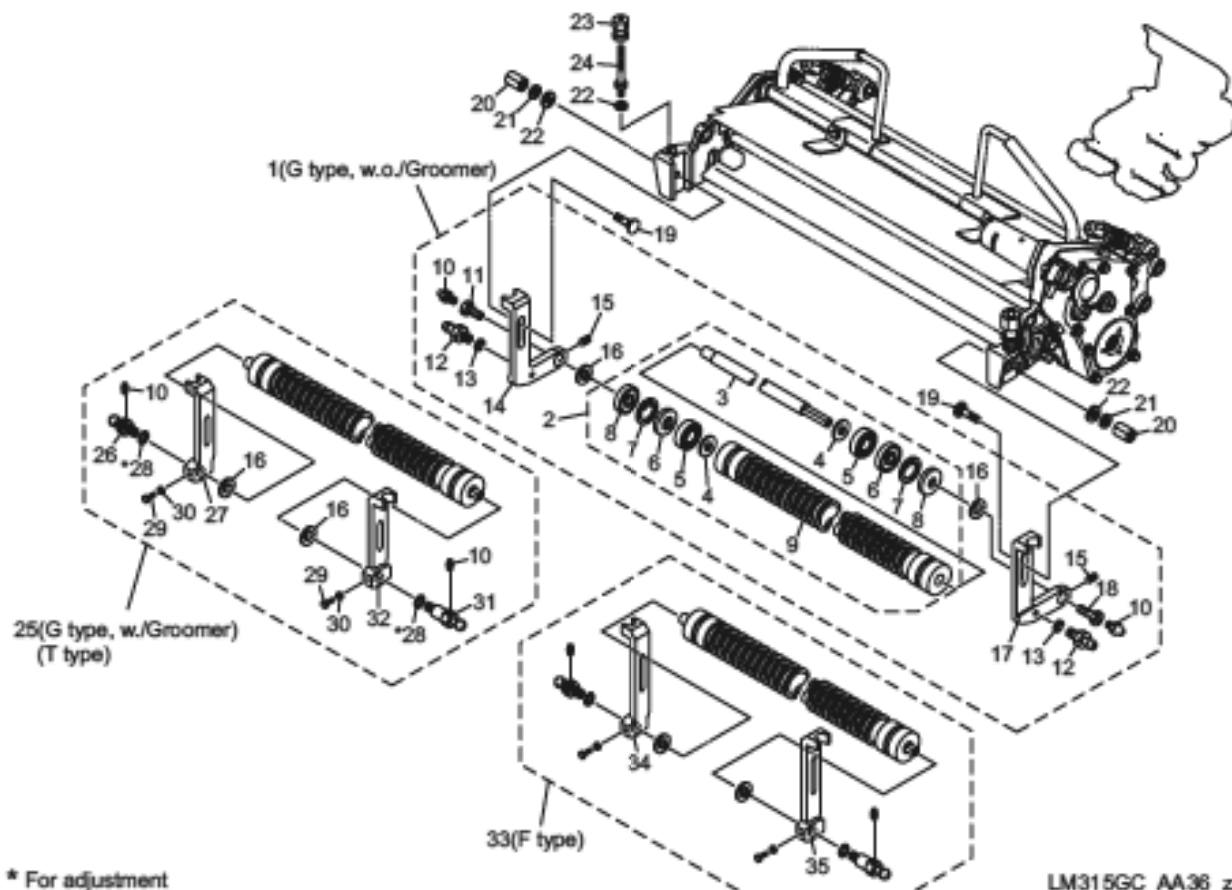
35. Additional parts for CE compliance

LM315GC



LM315GC_A35_a00

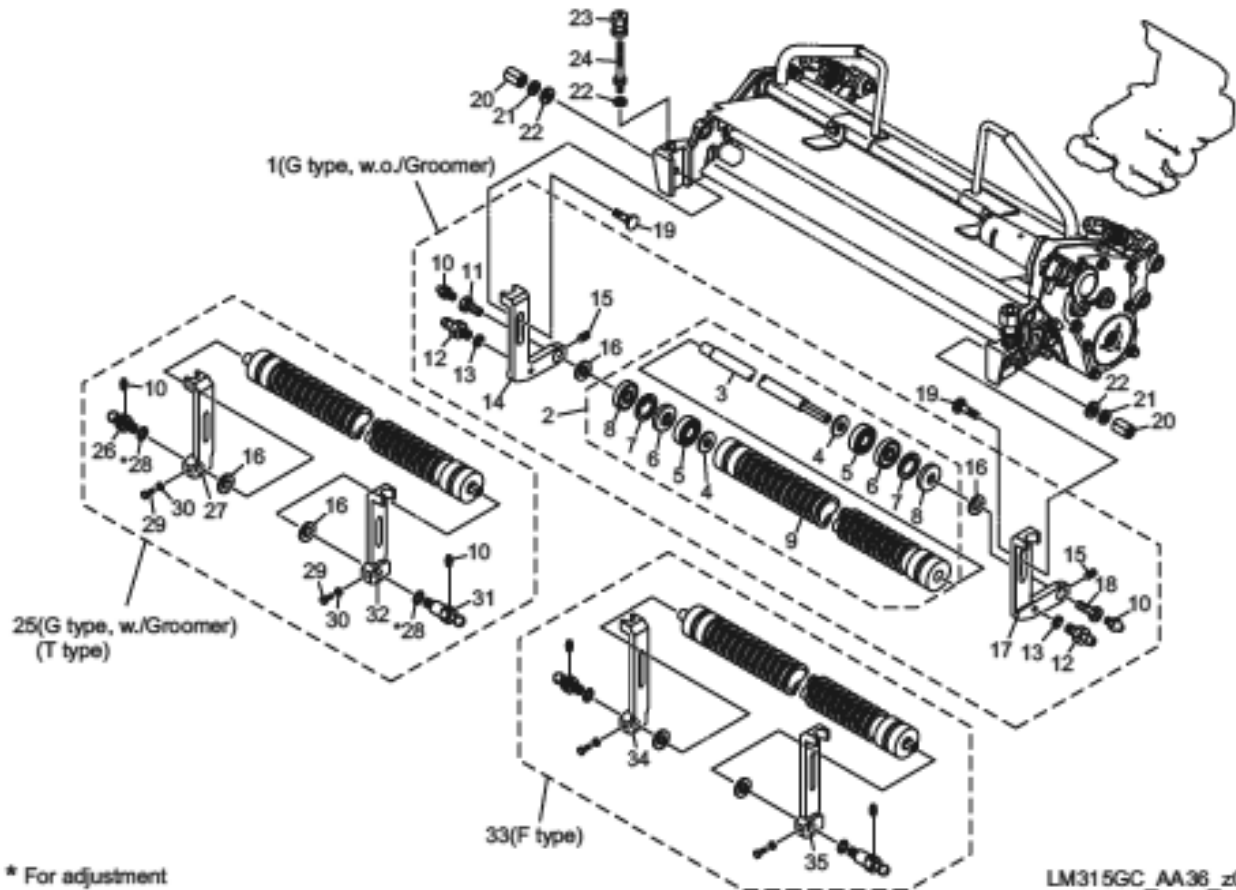
Cat No.	Code No.	Part name	Qty	Remark	SN of application
35-1					
35-2	K0210080002	SPRING, CONICAL DISC L M8	1		
35-3					
35-4	K5051008180	WASHER, C5191P 1-8-18	2		
35-5	LM315GC2704AD	FULCRUM, STOPPER	1		
35-6	K0100080002	NUT, M8	2		
35-7	K0000060152	BOLT, M6-15	8		
35-8	K0200060002	WASHER, SPRING M6	8		
35-9	K5000060002	WASHER, M6	8		
35-10	LM315GC2702ZD	PLATE, MOUNTING REAR COVER CLAMP	2		
35-11					
35-12					
35-13					
35-14	LM315GC2703ZD	CLAMP, REAR COVER	1		
35-15	K0045080302	SCREW, + TRUSS HEAD M8-30	1		
35-16	K4031000070	RUBBER, VIBRATION PROOF 5-825	1		
35-17	LM315GC2706Z2	METAL, STOPPER	1		



* For adjustment

LM315GC_AA36_z00

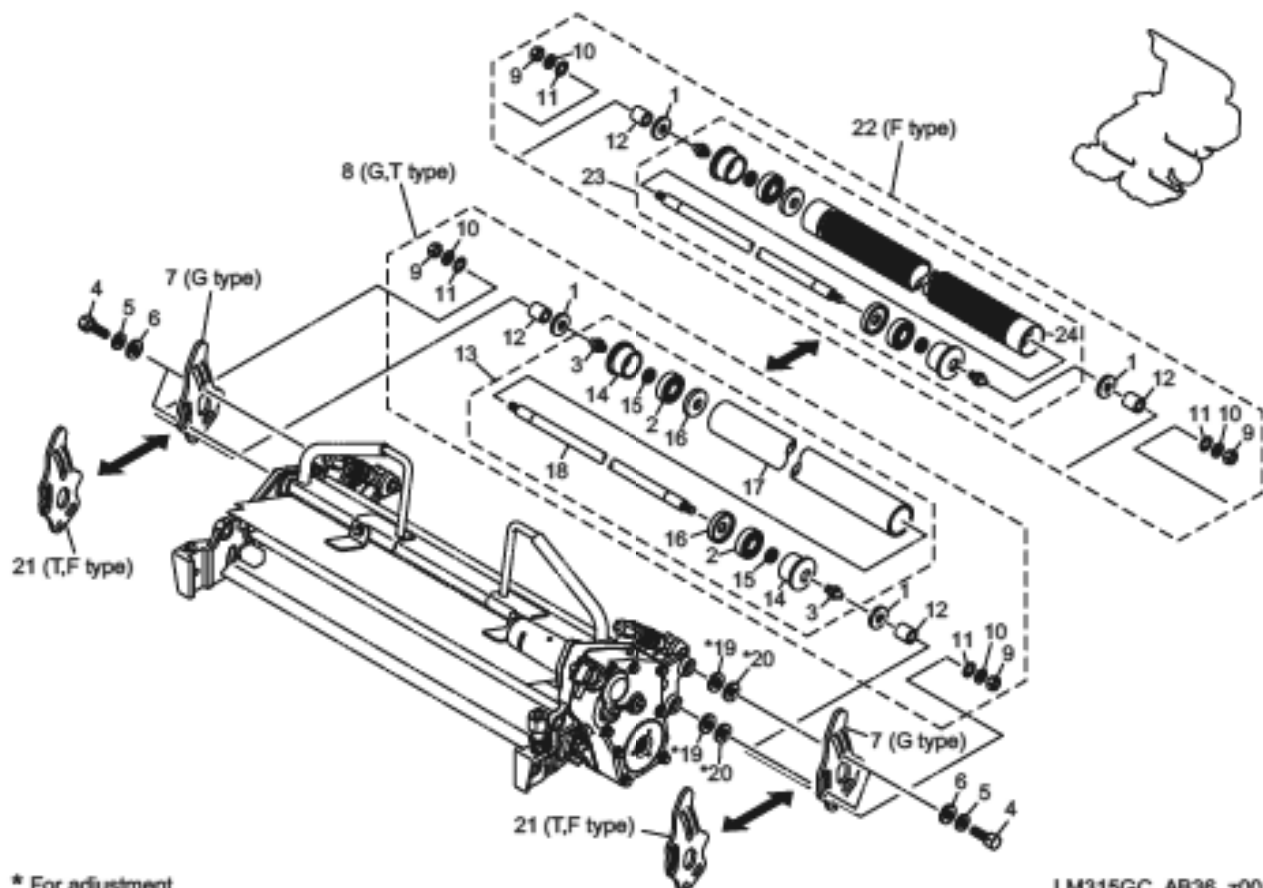
Cat No.	Code No.	Part name	Qty	Remark	SN of application
A36-1	LM315GB2026A0	ROLLER ASSY, FRONT	3		
A36-2	LM315GA1824A0	ROLLER COMP, FRONT	3		
A36-3	LM315GA1831B0	SHAFT, FRONT ROLLER 611.5	3		
A36-4	K5051015280	WASHER, C5191P 1-15-26	6		
A36-5	K0616062020	BEARING, BALL SEAL 2NSEC3 6202	6		
A36-6	K0861000030	OIL SEAL, 6202	6		
A36-7	K0402042001	RING, RETAINING R M42	6		
A36-8	K0861000020	OIL SEAL, TA1542.38	6		
A36-9	LM315GA1825ZD	ROLLAR, FRONT MOWER	3		
A36-10	K1440000010	GREASE NIPPLE, A TYPE	6		
A36-11	K6083000042	PIN, STEPPED M15-19	3		
A36-12	LM315GA1841Z2	BOLT, MOUNTING MOWER	6		
A36-13	K0200080002	WASHER, SPRING M8	6		
A36-14	LM315GA1840Z2	BRACKET, ROLLER (R)	3		
A36-15	K0028060100	SETSCREW, SUS M6-10	6		
A36-16	K5051015470	WASHER, C5191P 1-15-47	6		
A36-17	LM315GA1839Z2	BRACKET, ROLLER (L)	3		
A36-18	K0071000152	BOLT, LEFT-HANDED THREAD	3		
A36-19	K0025080302	BOLT, ROUND HEAD SQUARE ROOT M8-30	6		
A36-20	K0149083202	NUT, HIGH M8-13-20	6		
A36-21	K5000080002	WASHER, M8	6		
A36-22	K0213080002	WASHER, DISK SPRING H M8-1	12		
A36-23	LM315GC5034Z2	ADJUSTER, ROLLER	6		
A36-24	LM315GC5033Z0	SCREW, ADJUSTING ROLLER	6		
A36-25	LM315GB2106A0	ROLLER ASSY, FRONT W/ GROOMER TYPE	3		
A36-26	LM315GA1836Z0	BOLT, MOUNTING MOWER (R)	3		
A36-27	LM315GA1838Z0	BRACKET, ROLLER (R)	3		
A36-28	K5050310140	WASHER, C5191P 0.3-10-14	30	For adjustment	
A36-29	K0000060252	BOLT, M6-25	6		
A36-30	K0100060002	NUT, M6	6		



* For adjustment

LM315GC_AA36_z00

Cat No.	Code No.	Part name	Qty	Remark	SN of application
A36-31	LM315GA1835ZD	BOLT, MOUNTING MOWER (L)	3		
A36-32	LM315GA1837ZD	BRACKET, ROLLER (L)	3		
A36-33	LM315GC6002ZD	ROLLER ASSY, FRONT FIELD TYPE	3		
A36-34	LM315GC6006ZD	BRACKET, ROLLER 142 (R)	6		
A36-35	LM315GC6005ZD	BRACKET, ROLLER 142 (L)	6		



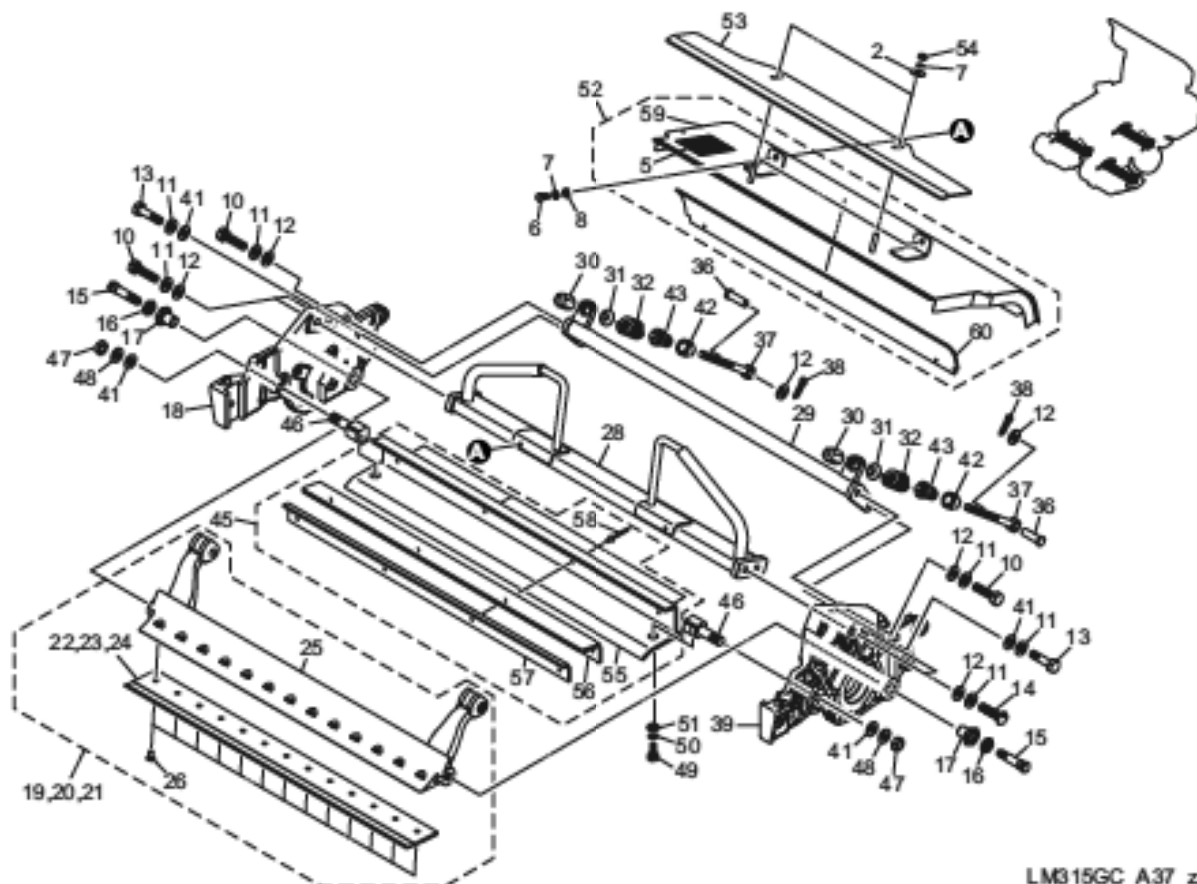
* For adjustment

LM315GC_AB36_z00

Cat No.	Code No.	Part name	Qty	Remark	SN of application
B36-1	K5051015280	WASHER, C5191P 1-15-28	6		
B36-2	K0616062020	BEARING, BALL SEAL 2NSEC3 6202	6		
B36-3	K1440000010	GREASE NIPPLE, A TYPE	6		
B36-4	LM315GC5024Z2	BOLT, FIXING	12		
B36-5	K0211120002	SPRING, CONICAL DISC H M12	12		
B36-6	K5000120002	WASHER, M12	12		
B36-7	LM315GC5023Z2	BRACKET, REAR ROLLER	6		
B36-8	LM315GC5019Z0	ROLLER ASSY, REAR	3		
B36-9	KD108100002	NUT, P1 M10-3	6		
B36-10	K0200100002	WASHER, SPRING M10	6		
B36-11	K5000100002	WASHER, M10	6		
B36-12	K6211000442	COLLAR, SGP 16.1-21.7-30.5	6		
B36-13	LM315GB2028Z0	ROLLER, REAR MOWER	3		
B36-14	LM150GA1363D0	HOUSING, ROLLER	6		
B36-15	K0801525040	OIL SEAL, MH15254	6		
B36-16	K0811635090	OIL SEAL, HMS16359	6		
B36-17	LM150GA1365AD	ROLLER, REAR	3		
B36-18	LM150GA1364E0	SHAFT, REAR ROLLER	3		
B36-19	K5011012202	WASHER, SPCC 1-12-20	0-3	For adjustment	
B36-20	K5010412202	WASHER, SPCC 0.4-12-20	0-6	For adjustment	
B36-21	LM315GC6004Z2	BRACKET, REAR ROLLER	6		
B36-22	LM315GC6003Z0	ROLLER ASSY, REAR FIELD TYPE	3		
B36-23	LM315F-1829Z0	ROLLER COMP, REAR	3		
B36-24	LM315F-1809Z0	ROLLER, REAR MOWR	3		

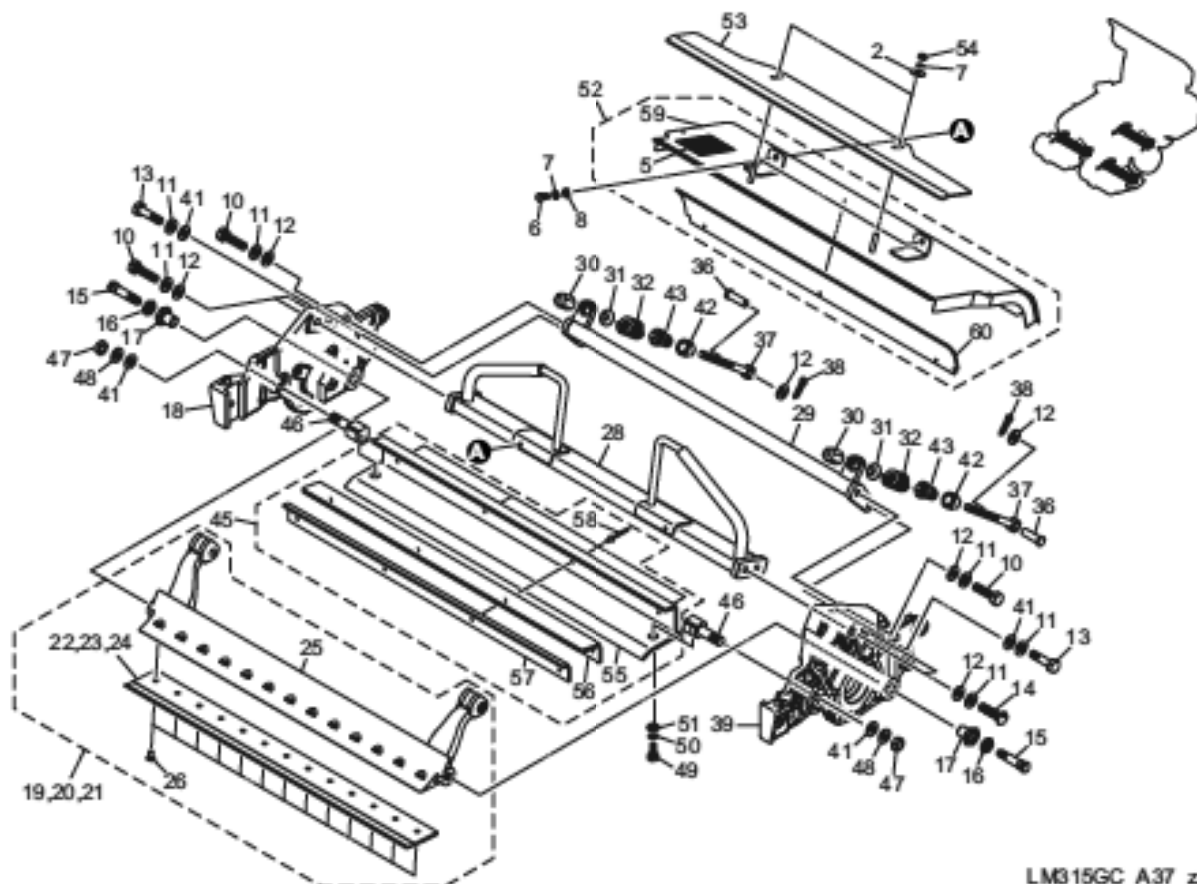
37. Mower : Bedknife & Cover section

LM315GC



LM315GC_A37_z01

Cat No.	Code No.	Part name	Qty	Remark	SN of application
37-1					
37-2	K5011006182	WASHER, SPCC 1-6-18	12		
37-3					
37-4					
37-5	K4205001600	DECAL, CAUTION TO MUTILATION	3		
37-6	K0000060152	BOLT, M6-15	6		
37-7	K0200060002	WASHER, SPRING M6	12		
37-8	K5000060002	WASHER, M6	6		
37-9					
37-10	K0000100402	BOLT, M10-40	12		
37-11	K0213100002	WASHER, DISK SPRING.H M10-1	24		
37-12	K5000100002	WASHER, M10	30		
37-13	K0071000592	BOLT, POSITIONING M10-40	6		
37-14	K0071001032	BOLT, SPECIAL M10-40	6		
37-15	K6082000010	BOLT, STEPED FOR FIXING CUTTER	6		
37-16	K0160000112	NUT, LOCKING	6		
37-17	K6010000010	BUSH, STEPPED	6		
37-18	LM315GC5003ZR	FRAME, (R)	3		
37-19	LM315GC5602Z0	BED KNIFE COMP, 1.5	3	t=1.5	
37-20	LM315GC5025Z0	BED KNIFE COMP, 2.0	3	t=2.0	
37-21	LM315GC5402Z0	BED KNIFE COMP, 3.0	3	t=3.0	
37-22	K2511000270	BEDKNIFE (BOTTOM BLADE), 1.5 LM56	3	t=1.5	
37-23	K2511000280	BEDKNIFE (BOTTOM BLADE), 2.0	3	t=2.0	
37-24	K2510000060	BEDKNIFE (BOTTOM BLADE), 3.0-62.5-559	3	t=3.0	
37-25	LM315GC5026ZR	BASE, BED KNIFE	3		
37-26	K0071000222	SCREW, HT + FLAT HEAD M6-12	39		
37-27					
37-28	LM315GC5010ZR	STAY, MIDDLE	3		
37-29	LM315GC5007ZR	STAY, REAR	3		
37-30	K0160000632	NUT, SPECIAL M10-25	6		

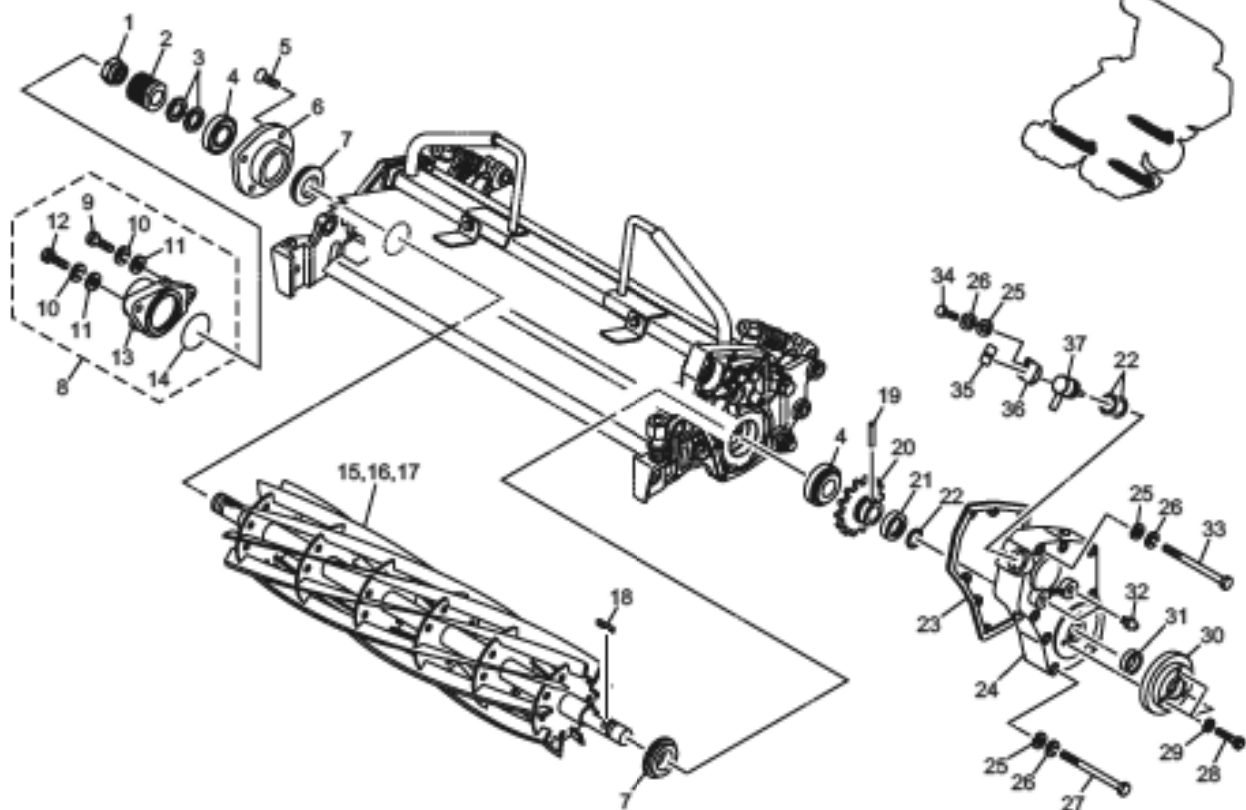


LM315GC_A37_z01

Cat No.	Code No.	Part name	Qty	Remark	SN of application
37-31	K6206000172	RECEIVER, SPRING	6		
37-32	K1000000618	SPRING, COMPRESSION M5-25-35	6		
37-33					
37-34					
37-35					
37-36	K6032000052	PIN, FLAT HEAD M10-32	6		
37-37	K6511000022	BOLT, ADJUSTING CUTTER 120	6		
37-38	K0300025202	PIN, COTTER M2.5-20	6		
37-39	LM315GC5002ZR	FRAME, (L)	3		
37-40					
37-41	K5001100002	WASHER, M10-24	6		
37-42	LM315GC5030Z2	PIPE,ADJUSTING	6		
37-43	LM315GC5031Z2	PIPE,25W/ADJUSTING SCREW	6		
37-44					
37-45	LM315GC5036Z0	BRACKET COMP	3		
37-46	LM315GC5035Z2	BOLT, MOUNTING BRACKET	6		
37-47	K0144100002	NUT, WITH F-RING, M10	6		
37-48	K0210100002	SPRING, CONICAL DISC L M10	6		
37-49	K0000080152	BOLT, M8-15	6		
37-50	K0200080002	WASHER, SPRING M8	6		
37-51	K5000080002	WASHER, M8	6		
37-52	LM315GC5041Z0	COVER COMP, REEL	3		
37-53	LM315GC5044ZR	PLATE, EDGE OF REEL COVER	3		
37-54	K0100060002	NUT, M6	6		
37-55	LM315GC5037ZR	BRACKET	3		
37-56	LM315GC5038Z0	RECIEVER, RUBBER	3		
37-57	LM315GC5037ZD	CLAMPER, RUBBER	3		
37-58	K4510615160	RIVET, BLIND AVEX 1661-0516	12		
37-59	LM315GC5042ZR	COVER, REEL	3		
37-60	LM315GC5043Z0	RUBBER, REEL COVER	3		

38. Mower : Gearbox section A

LM315GC

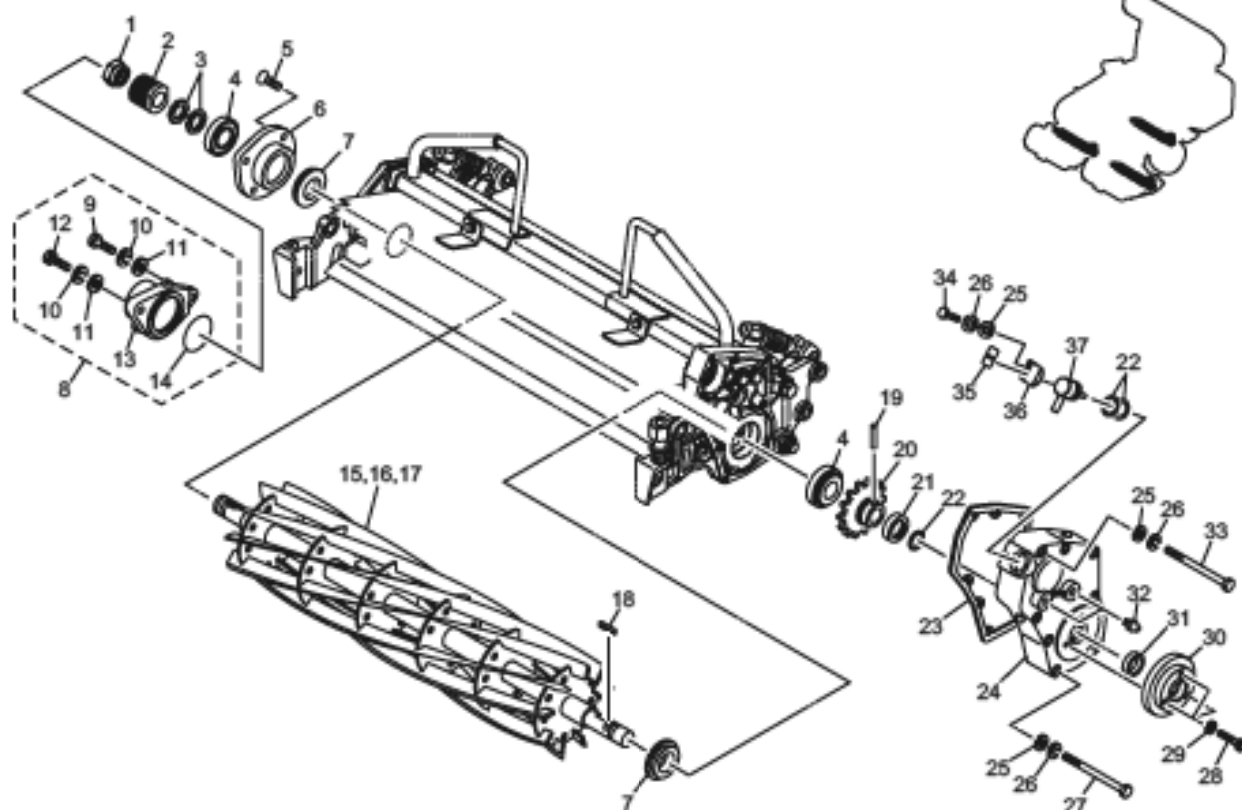


LM315GC_A38_z01

Cat No.	Code No.	Part name	Qty	Remark	SN of application
38-1	LM315GB2102ZD	NUT, SECURING REEL GEAR	3		
38-2	LM315GB2101ZD	GEAR, 20-TEETH	3		
38-3	K0224000011	WASHER, WAVE M20-0.35	6		
38-4	K0631302040	BEARING, TAPER ROLLER JRP6 30204	6		
38-5	K0053080202	BOLT, FLAT HEAD WITH HEX. HOLE M8-20	9		
38-6	LM315GB2013Z2	HOUSING, REEL (R)	3		
38-7	K0830000020	OIL SEAL, 254210	6		
38-8	LM315GC5027ZD	PARTS KIT, MODIFYING TO W/O GROOMER	3		
38-9	K0000080302	BOLT, M8-30	3		
38-10	K0200080002	WASHER, SPRING M8	6		
38-11	K5000080002	WASHER, M8	6		
38-12	K0000080352	BOLT, M8-35	3		
38-13	LM315GB2019Z2	COVER, REEL SHAFT	3		
38-14	K0882045000	O-RING, G45	3		
38-15	K28315007BR	REEL CUTTER (CYLINDER), 557-7	3	7 blades	
38-16	K28315009BR	REEL CUTTER (CYLINDER), 557-9	3	9 blades	
38-17	K28315001BR	REEL CUTTER (CYLINDER), 557-11	3	11 blades	
38-18	K0500404280	KEY, BOTH ROUND M4-428	3		
38-19	K6051045280	PIN, STRAIGHT HT 4.5-28	3		
38-20	LM315GB2004ZD	GEAR, REEL 40 TEETH	3		
38-21	K5300000282	COVER, FOR PIN LOCK	3		
38-22	K0880018000	O-RING, P18	9		
38-23	LM315GA1805A0	PACKING, GEAR COVER	3		
38-24	LM315GA1803ZR	COVER, GEAR	3		
38-25	K5000060002	WASHER, M6	27		
38-26	K0200060002	WASHER, SPRING M6	27		
38-27	K0000060702	BOLT, M6-70	21		
38-28	K0024060301	BOLT, WITH HEX. HOLE M6-30	9		
38-29	K0215060001	WASHER, DISK SPRING H M6-2	9		
38-30	LM315GC5008ZD	METAL, FULCRUM	3		

38. Mower : Gearbox section A

LM315GC

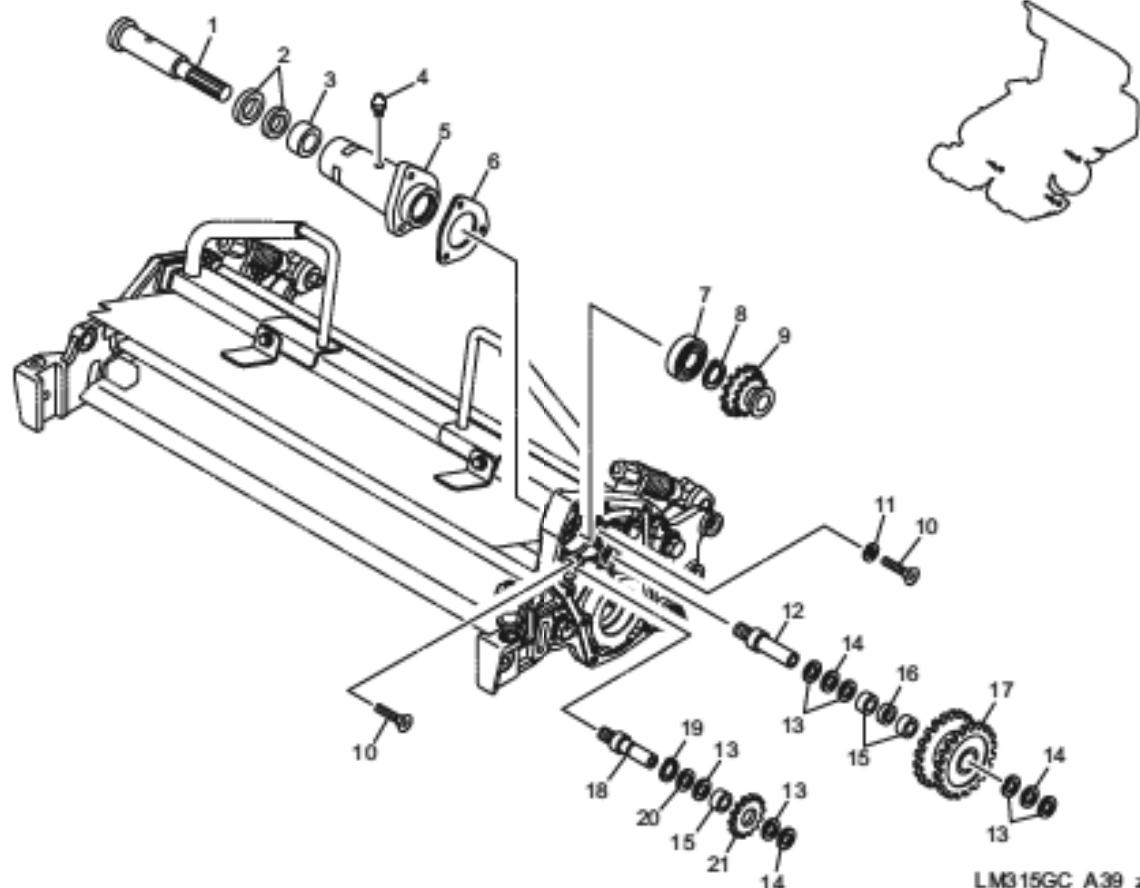


LM315GC_A38_z01

Cat No.	Code No.	Part name	Qty	Remark	SN of application
38-31	K0822030070	OIL SEAL, MHSA20307	3		
38-32	K1440000010	GREASE NIPPLE, A TYPE	6		
38-33	K0003060802	BOLT, M6-80	3		
38-34	K0000060152	BOLT, M6-15	3		
38-35	K4203001550	STICKER, ROTATING DIRECTION	3		
38-36	LM315G-138222	CLAMPER, CLUTCH LEVER	3		
38-37	LM315GC501128	LEVER, REVERSING REEL	3		

39. Mower : Gearbox section B

LM315GC

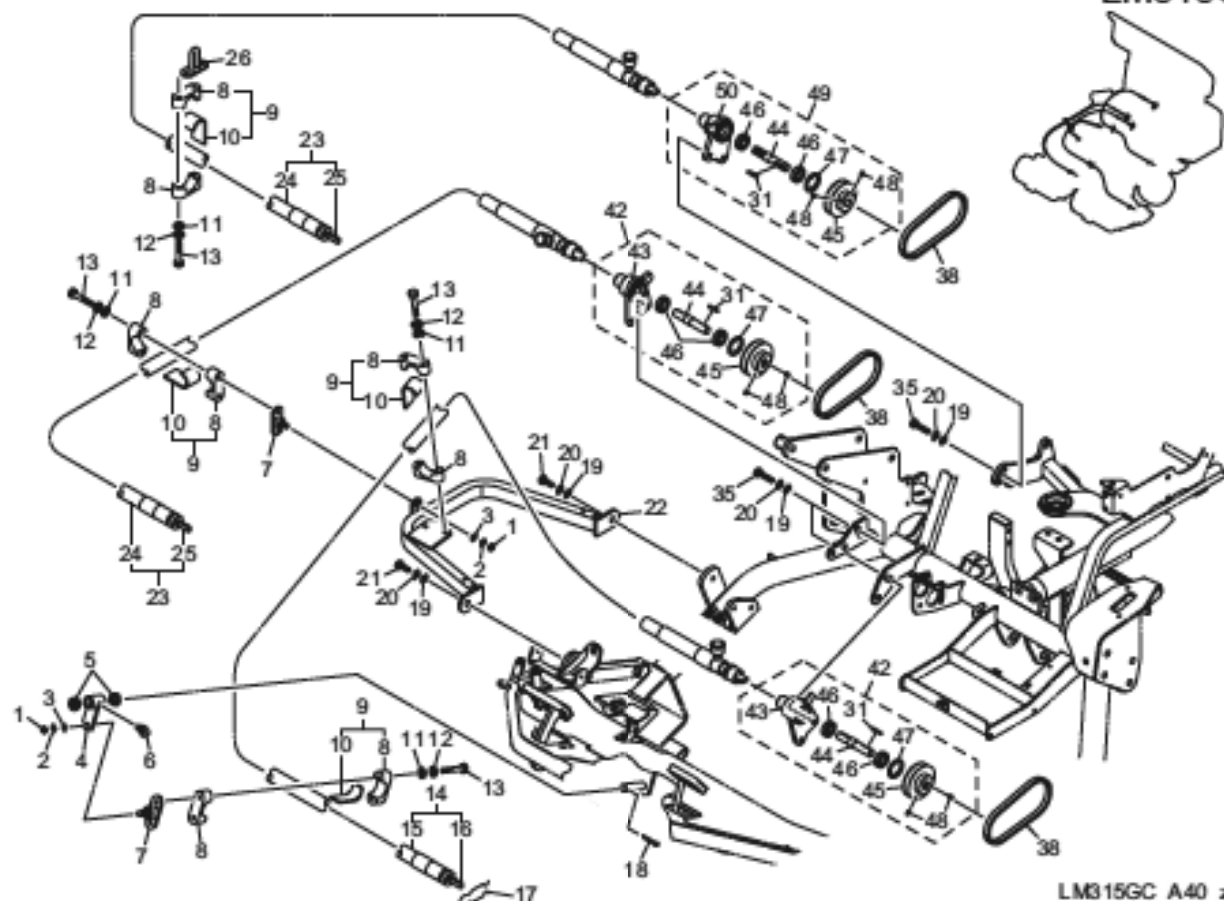


LM315GC_A39_z01

Cat No.	Code No.	Part name	Qty	Remark	SN of application
39-1	LM150GA1313E0	SHAFT, MOWER	3		
39-2	K0871212940	OIL SEAL, DS 21294	6		
39-3	K0736000010	BEARING, NEEDLE CAGE TAF 212920OG	3		
39-4	K1440000010	GREASE NIPPLE, A TYPE	3		
39-5	LM315GA1804ZR	HOUSING, #1 SHAFT	3		
39-6	LM315GA1806ZD	PACKING, #1 SHAFT HOUSING	3		
39-7	K0612062030	BEARING, BALL SEAL 2RD 6203	3		
39-8	K0401016001	RING, RETAINING S M16	3		
39-9	LM315GB2002ZD	GEAR, DOUBLE 1-SHAFT 18-/22-TEETH	3		
39-10	K0041060352	SCREW, + FLAT HEAD M6-35	6		
39-11	LM315GB2008ZD	WASHER, RETAINING BEARING	3		
39-12	LM315GA1816ZD	COUNTERSHAFT	3		
39-13	K5051013220	WASHER, C5191P 1-13-22	18		
39-14	K5020813220	WASHER, NBS55 0.8-13-22	9		
39-15	K0701317100	BEARING, NEEDLE CAGE KT131710	9		
39-16	K6210000550	COLLAR, 14-175.5	3		
39-17	LM315GB2003ZD	GEAR, DOUBLE 37-38-TEETH FOR COUNTERSHAFT	3		
39-18	LM315GA1817ZD	SHAFT, REVERSING	3		
39-19	K0401013001	RING, RETAINING S M13	3		
39-20	K6212003040	COLLAR, STKM 13.1-18-6	3		
39-21	LM315GB2005ZD	GEAR, REVERSING 16-TOOTH	3		

40. Flexible wire section

LM315GC

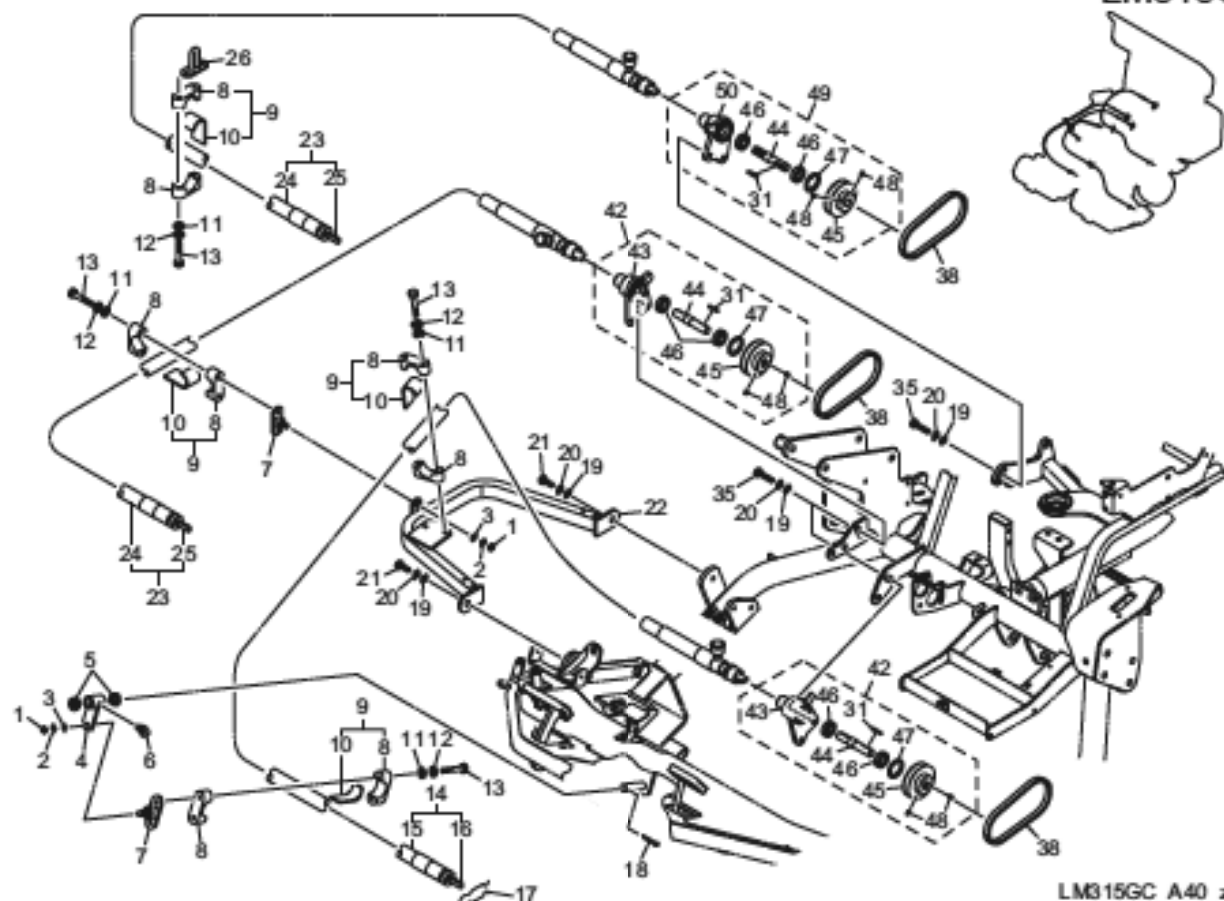


LM315GC_A40_z01

Cat No.	Code No.	Part name	Qty	Remark	SN of application
40-1	KD100080002	NUT, M8	2		
40-2	K0200080002	WASHER, SPRING M8	2		
40-3	K5000080002	WASHER, M8	2		
40-4	LM315GC3007ZD	MOUNT,FLEXIBLE WIRE	1		
40-5	K5051013220	WASHER, C5191P 1-13-22	2		
40-6	K1440000020	GREASE NIPPLE, C	1		
40-7	LM315G-0822A3	BRACKET, FLEXIBLE WIRE	2		
40-8	LM150GA0819AD	FLEXIBLE HOLDING PLATE	8		
40-9	LM315GC3006ZD	CLAMPER COMP, BRAKE	4		
40-10	K4033000110	RUBBER, PLATE 4.5-35103	4		
40-11	K5000060002	WASHER, M6	8		
40-12	K0200060002	WASHER, SPRING M6	8		
40-13	K0003060652	BOLT, M6-65	8		
40-14	LM315GA0804A0	WIRE, FLEXIBLE (LONG)	1		
40-15	LM315GA0805A0	OUTER, FLEXIBLE WIRE 2300	1		
40-16	LM315GA0806ZD	INNER, FLEXIBLE WIRE 2362	1		
40-17	LM150GA0817B8	CLAMP,FLEXIBLE WIRE	3		
40-18	K0302025250	PIN, COTTER SUS M2.5-25	1		
40-19	K5000100002	WASHER, M10	8		
40-20	K0200100002	WASHER, SPRING M10	8		
40-21	K0000100202	BOLT, M10-20	2		
40-22	LM315GC3008ZD	STAY, FLEXIBLE WIRE	1		
40-23	LM315GA0801ZD	WIRE, FLEXIBLE	2		
40-24	LM315GA0802ZD	OUTER, FLEXIBLE WIRE 1650	2		
40-25	LM315G-0803ZD	INNER, FLEXIBLE WIRE 1712	2		
40-26	LM315GB0831ZD	BRACKET, FLEXIBLE WIRE MOUNTING	1		
40-27					
40-28					
40-29					
40-30					

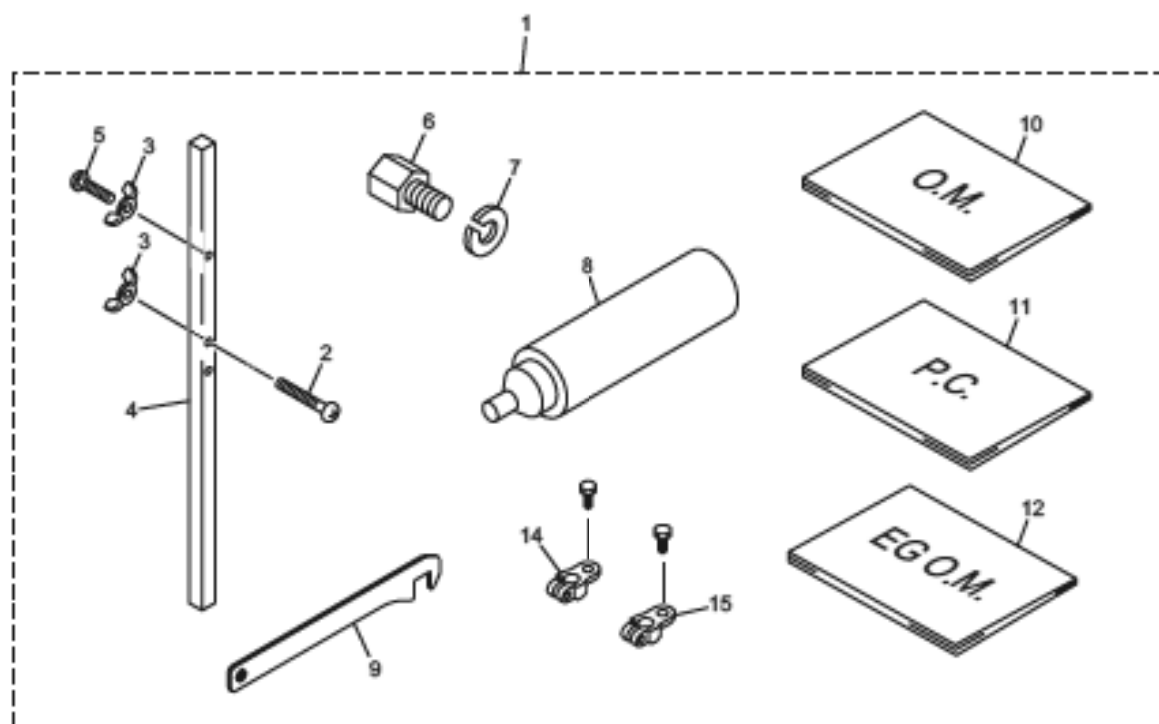
40. Flexible wire section

LM315GC



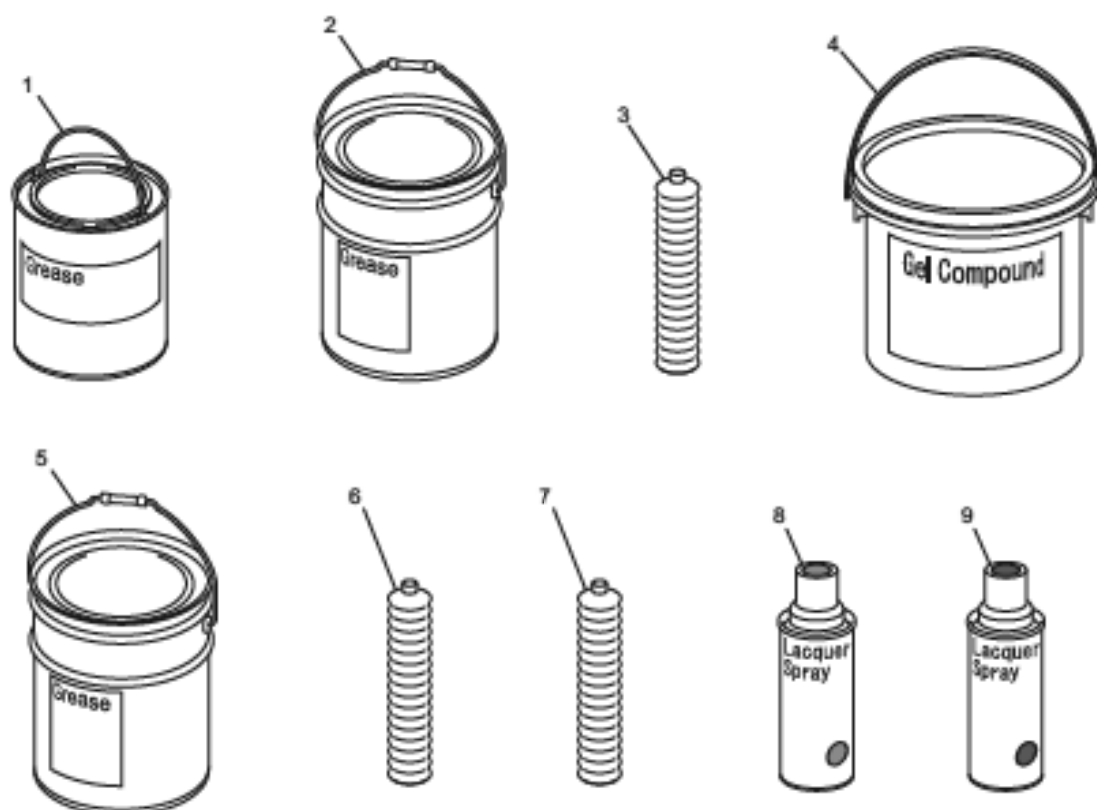
LM315GC_A40_z01

Cat No.	Code No.	Part name	Qty	Remark	SN of application
40-31	K0500404250	KEY, BOTH ROUND M4-425	3		
40-32					
40-33					
40-34					
40-35	K0000100252	BOLT, M10-25	6		
40-36					
40-37					
40-38	K2324028000	BELT, V GLAA-4 28	3		
40-39	K0000080202	BOLT, M8-20	4		
40-40	K0200080002	WASHER, SPRING M8	4		
40-41	K5000080002	WASHER, M8	4		
40-42	LM315GC3009Z0	HOUSING ASSY, FLEXIBLE WIRE A	2		
40-43	LM315GC3011Z2	BEARING, FLEXIBLE WIRE A	2		
40-44	LM315GC3013Z0	SHAFT, CONNECTING FLEXIBLE WIRE	3		
40-45	LM315GC3014Z2	PULLEY	3		
40-46	K6212062620	BEARING, 6202RD	6		
40-47	K6402035001	RING, RETAINING R35	3		
40-48	K0023080151	SETSCREW, M8-15	6		
40-49	LM315GC3010Z0	HOUSING ASSY, FLEXIBLE WIRE B	1		
40-50	LM315GC3012Z2	BEARING, FLEXIBLE WIRE B	1		



LM315GC_A41_a02

Cat No.	Code No.	Part name	Qty	Remark	SN of application
41a-1	LM315GC4401Z0	ACCESSORIES (UK SPEC, D TYPE)	1		
41-2	K0046060502	SCREW, + PAN HEAD M6-50	1		
41-3	K0141060002	NUT, WING M6-3	2		
41-4	K6090000072	GAUGE, CUTTING HEIGHT	1		
41-5	K0046060302	SCREW, + PAN HEAD M6-30	1		
41-6	LM315GC4202Z2	SHAFT, GRINDING REEL	3		
41-7	K0200080002	WASHER, SPRING M8	3		
41-8	K2928000500	GREASE, MORI SPEED GREASE NO.2 500G	1		
41-9	LM315GC4002Z2	TOOL, ADJUSTING BRACKETS	1		
41a-10	750101-85-A	OWNERS OPERATING MANUAL, LM315GC Diesel	1		
41a-11	750101-85-B	PARTS CATALOG, LM315GC Diesel	1		
41a-12	K2699D722-03	OPERATING MANUAL, ENGINE KUBOTA	1		
41-13					
41a-14	K3612000070	TERMINAL, BATTERY PLUS 4013-D-8-1	1		
41a-15	K3612000080	TERMINAL, BATTERY MINUS 4013-D-8-1	1		

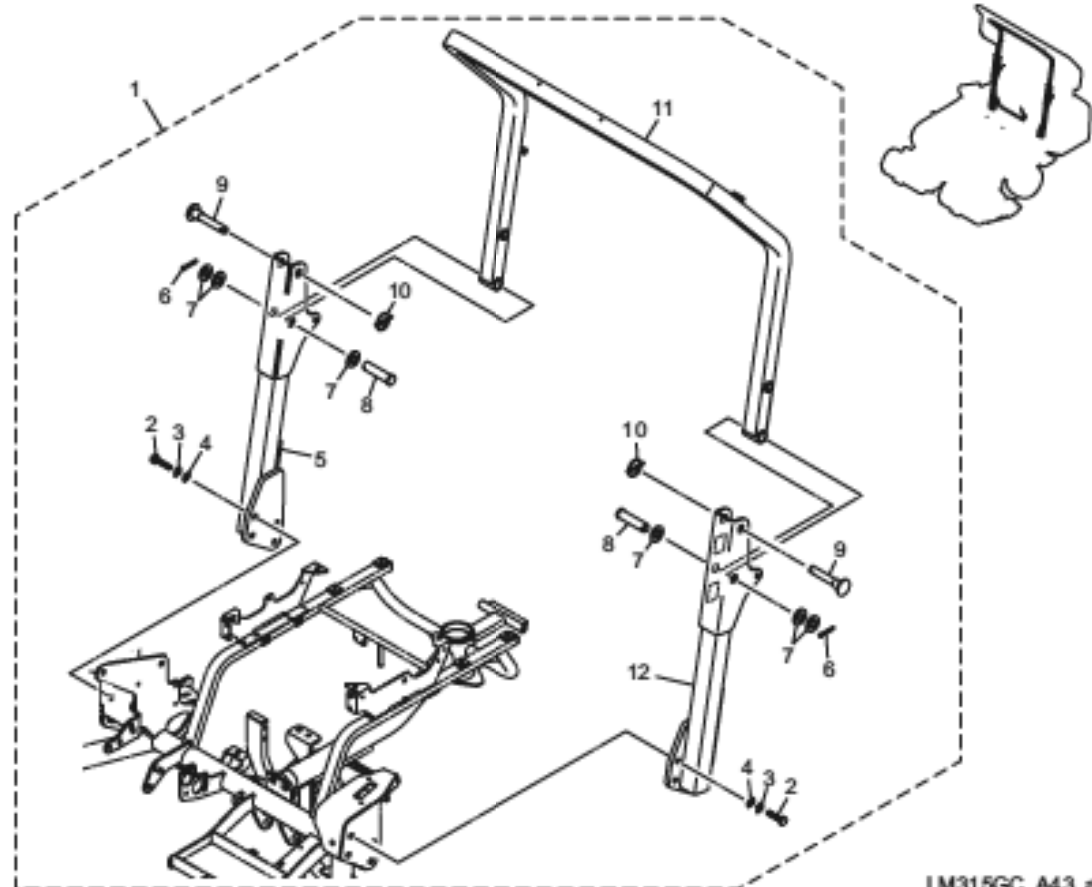


LM315GC_A42_z00

Cat No.	Code No.	Part name	Qty	Remark	SN of application
42-1	K2929002500	GREASE, DYNAMAX EP NO.1 2.5KG	1		
42-2	K2929016000	GREASE, DYNAMAX EP NO.1 16KG	1		
42-3	K2929000400	GREASE, DYNAMAX EP NO.1 400G	1		
42-4	6902110	PASTE ABRASIVE, GEL COMPOUND #220 (3.5KG X 1CAN)	1		
42-5	K2931018000	GREASE, EXCELITE EP NO.2 18KG	1		
42-6	K2931000400	GREASE, EXCELITE EP NO.2 400G	1		
42-7	K2922000400	GREASE, PYRONOC CC NO.0 400G	1		
42-8	750301	SPRAY, LACQUER WINE RED	1		
42-9	750304	SPRAY, LACQUER DARK GRAY	1		

43. ROPS section

LM315GC

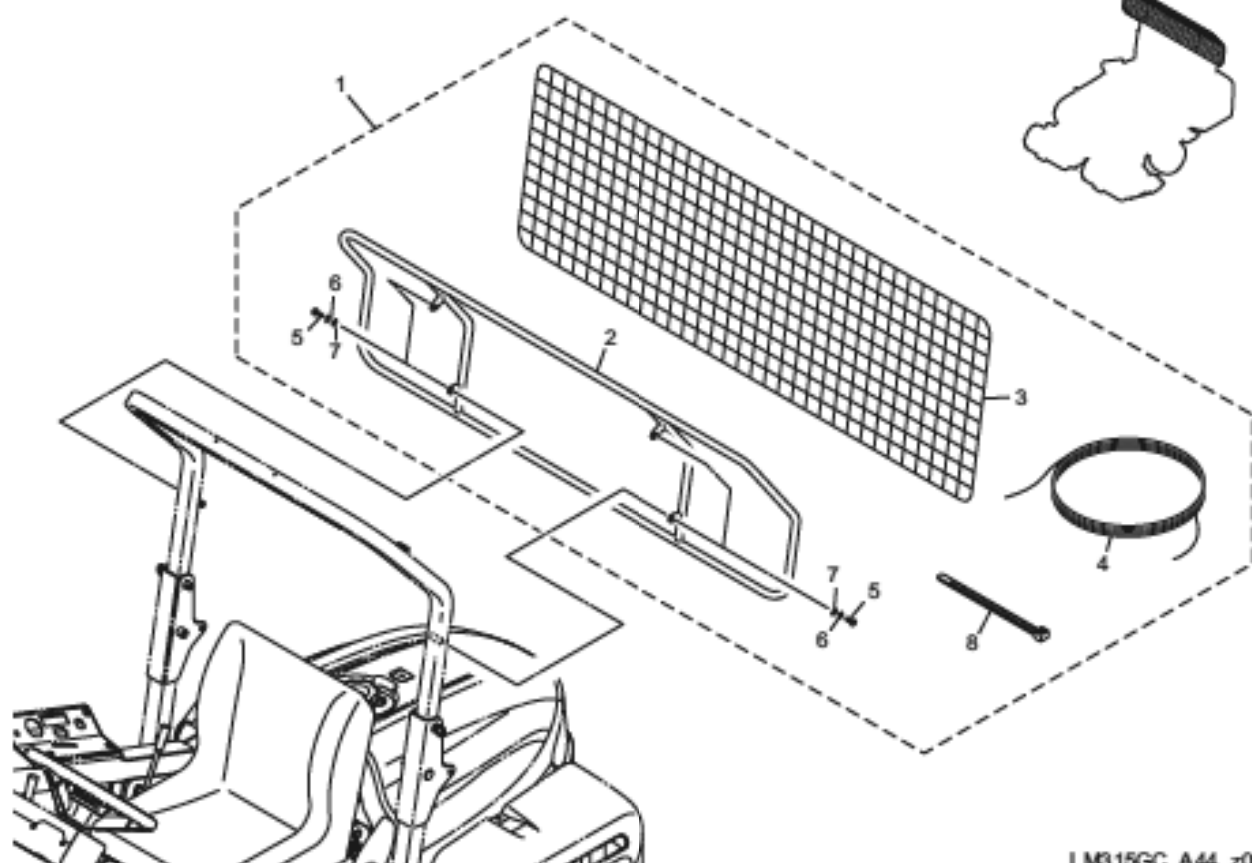


LM315GC_A43_a00

Cat No.	Code No.	Part name	Qty	Remark	SN of application
43-1	LM315GC7001B0	ROPS ASSY, FOLDABLE	1		
43-2	K0010120402	BOLT, HT M12-40	8		
43-3	K0200120002	WASHER, SPRING M12	8		
43-4	K5000120002	WASHER, M12	8		
43-5	LM315GC7004AD	POLE, (R)	1		
43-6	K0300032402	PIN, COTTER M3.2-40	2		
43-7	K5000200002	WASHER, M20	6		
43-8	K6031200822	PIN, FLAT HEAD HT M20-82	2		
43-9	LM315GC7005A2	PIN, LOCKING	2		
43-10	K6061060002	PIN, CLIP M6	2		
43-11	LM315GC7002AD	FRAME, ROPS	1		
43-12	LM315GC7006B0	POLE, (L) W/STICKER	1		

44. Ball proof net section

LM315GC

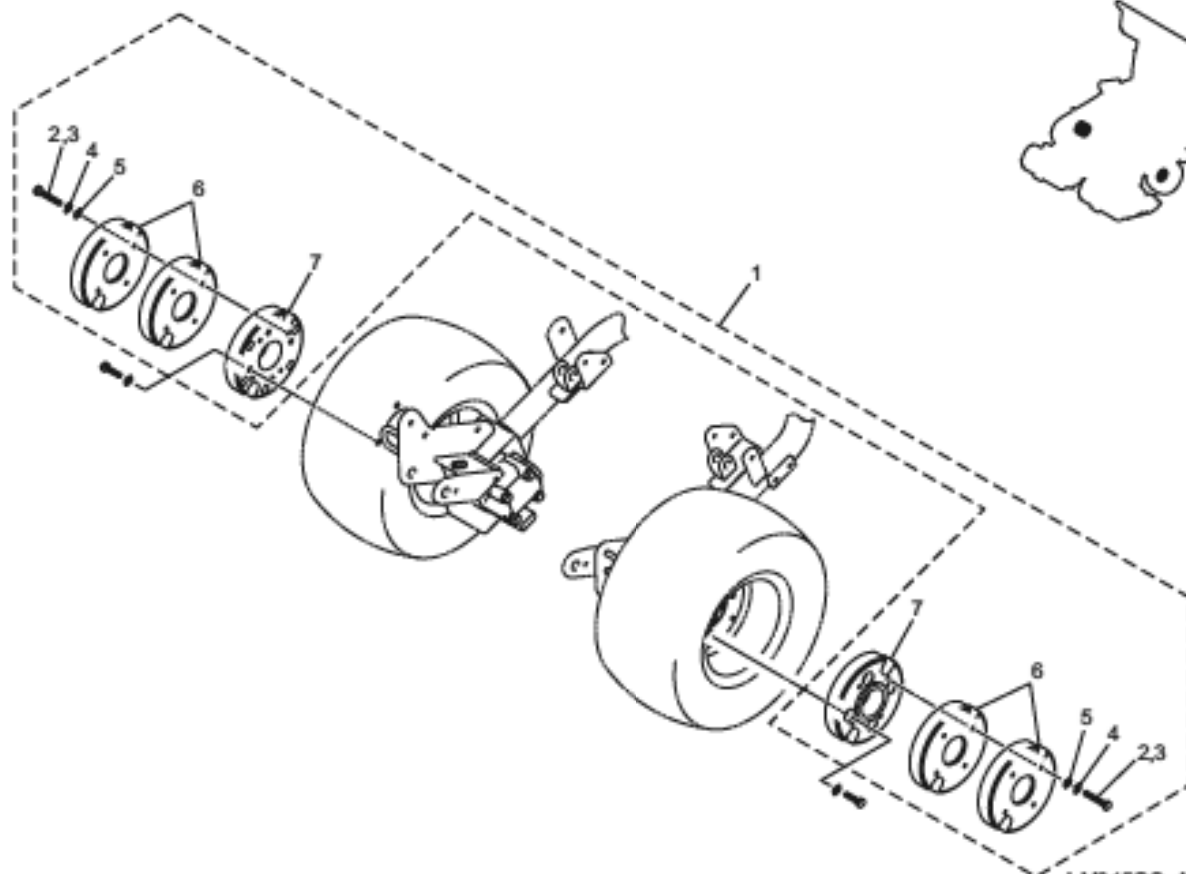


LM315GC_A44_z00

Cat No.	Code No.	Part name	Qty	Remark	SN of application
44-1	LM315GC7101A0	NET ASSY, BALL PROOF	1		
44-2	LM315GC7102ZD	FRAME, FOR BALL PROOF NET	1		
44-3	K4130000020	NET, BALL PROOF 500*1375S	1		
44-4	K4140000020	ROPE, 2-6700S	2		
44-5	K0000080152	BOLT, M8-15	4		
44-6	K0200080002	WASHER, SPRING M8	4		
44-7	K5000080002	WASHER, M8	4		
44-8	K4241000060	BAND, PLASTIC CV-150B	80		

45. Front wheel weight section

LM315GC

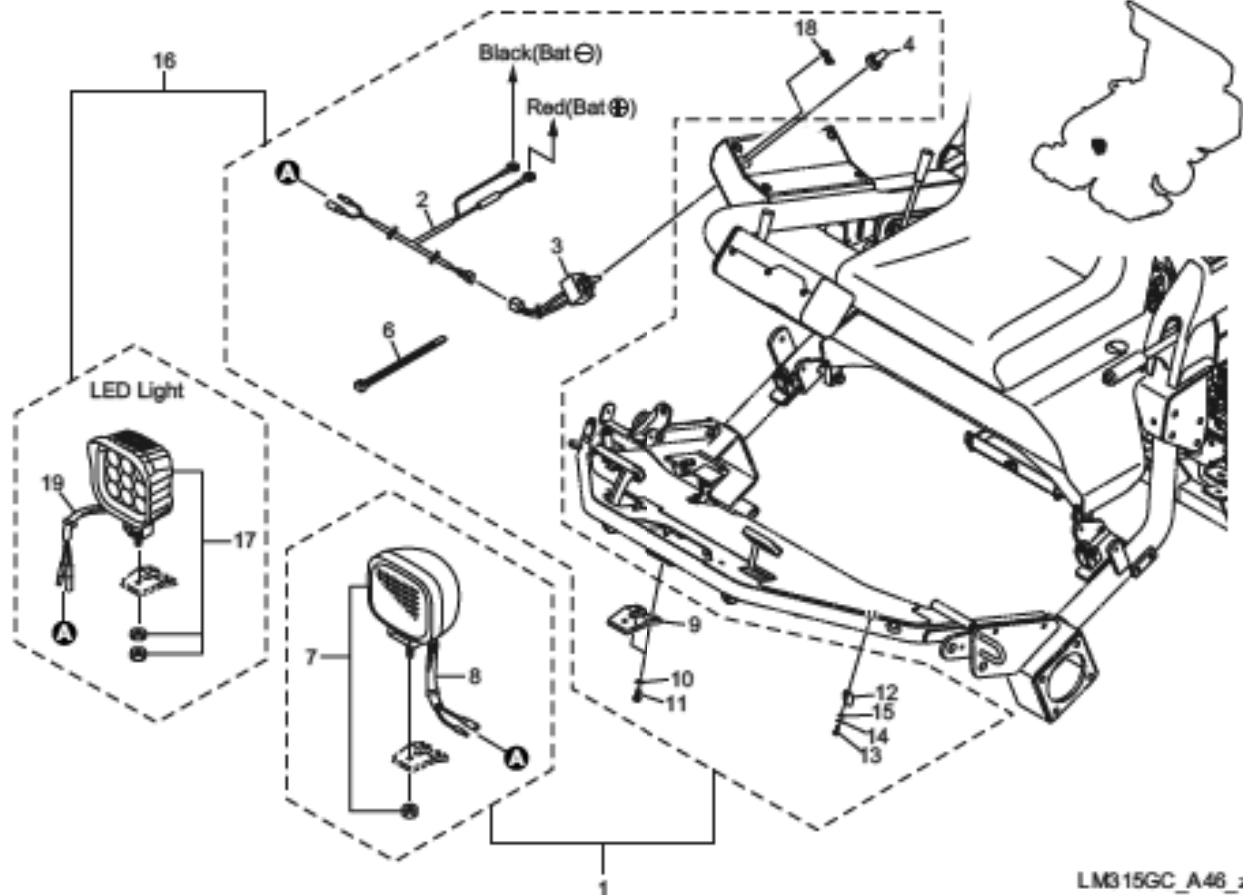


LM315GC_A45_z00

Cat No.	Code No.	Part name	Qty	Remark	SN of application
45-1	LM315GC7201Z0	WEIGHT ASSY, FRONT WHEEL	1		
45-2	K0010100502	BOLT, HT M10-50	8		
45-3	K0010100702	BOLT, HT M10-70	8		
45-4	K0200100002	WASHER, SPRING M10	8		
45-5	K5000100002	WASHER, M10	8		
45-6	LM315GC7203ZL	WEIGHT	4		
45-7	LM315GC7202ZL	MOUNT, WEIGHT	2		

46. Light section

LM315GC

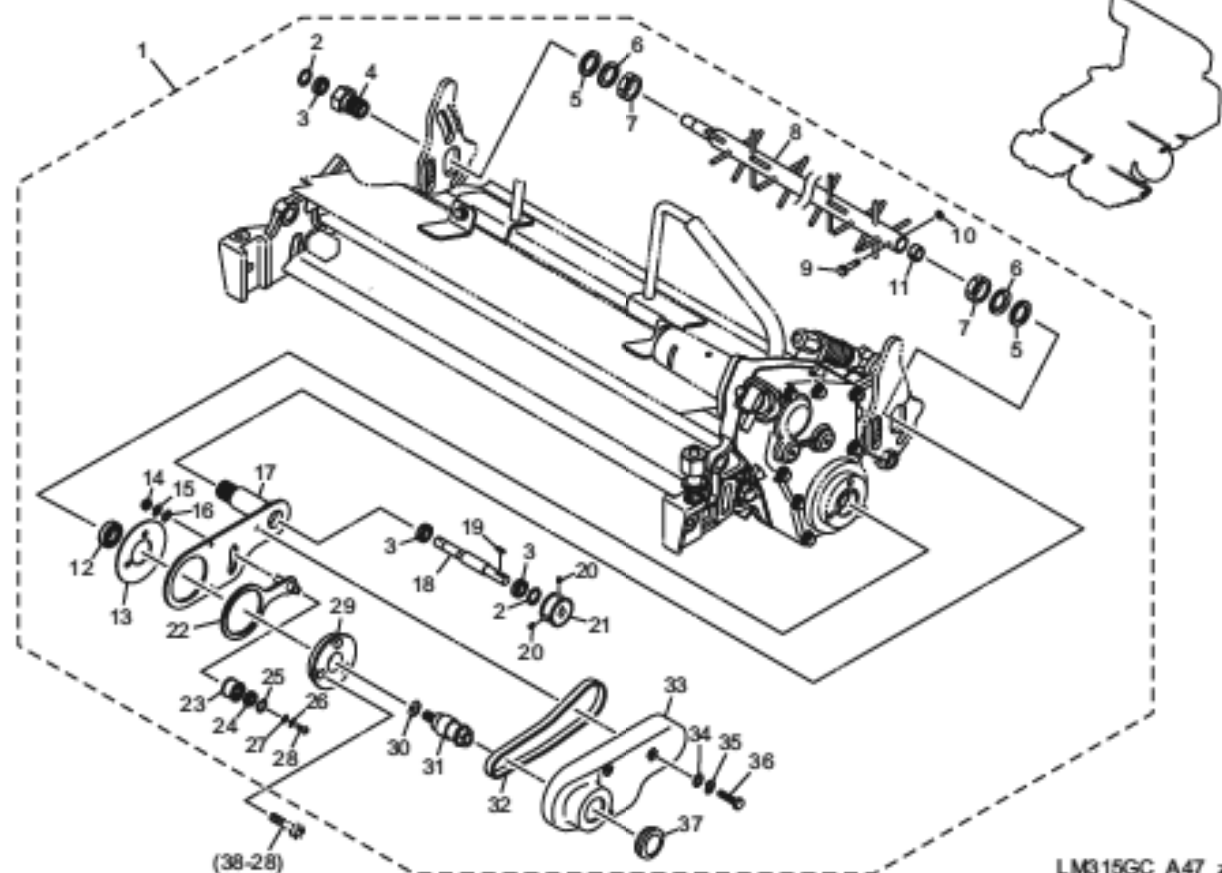


LM315GC_A46_z01

Cat No.	Code No.	Part name	Qty	Remark	SN of application
46-1	LM315GC7301B0	LAMP KIT, LM315GC	1		
46-2	LM315GC7303Z0	HARNESS, LAMP	1		
46-3	LM315G-0531Z0	SWITCH ASSY, TOGGLE	1		
46-4	K4031000300	RUBBER, CAP WD1911	1		
46-5					
46-6	K4241000040	BAND, PLASTIC CV-200B	10		
46-7	K3640000070	LAMP, WORKING WL-B220A	1		
46-8	K3194001000	TUBE, CORRUGATED 7-100	1		
46-9	LM315GB4802ZD	BRACKET, LAMP	1		
46-10	K0200080002	WASHER, SPRING M8	2		
46-11	K0000080202	BOLT, M8-20	2		
46-12	K4270010060	CLIP, HARNESS 10-M6	1		
46-13	K0000060152	BOLT, M6-15	1		
46-14	K0200060002	WASHER, SPRING M6	1		
46-15	K5000060002	WASHER, M6	1		
46-16	LM315GC8701B0	LAMP KIT, LED LM315GC	1	Optional led lamp	
46-17	K3640000080	LAMP, LED 2818	1	Optional led lamp	
46-18	K4203001610	DECAL, LAMP SWITCH	1		
46-19	K3194001000	TUBE, CORRUGATED 7-100	1	Optional led lamp	

47. CR brush section

LM315GC

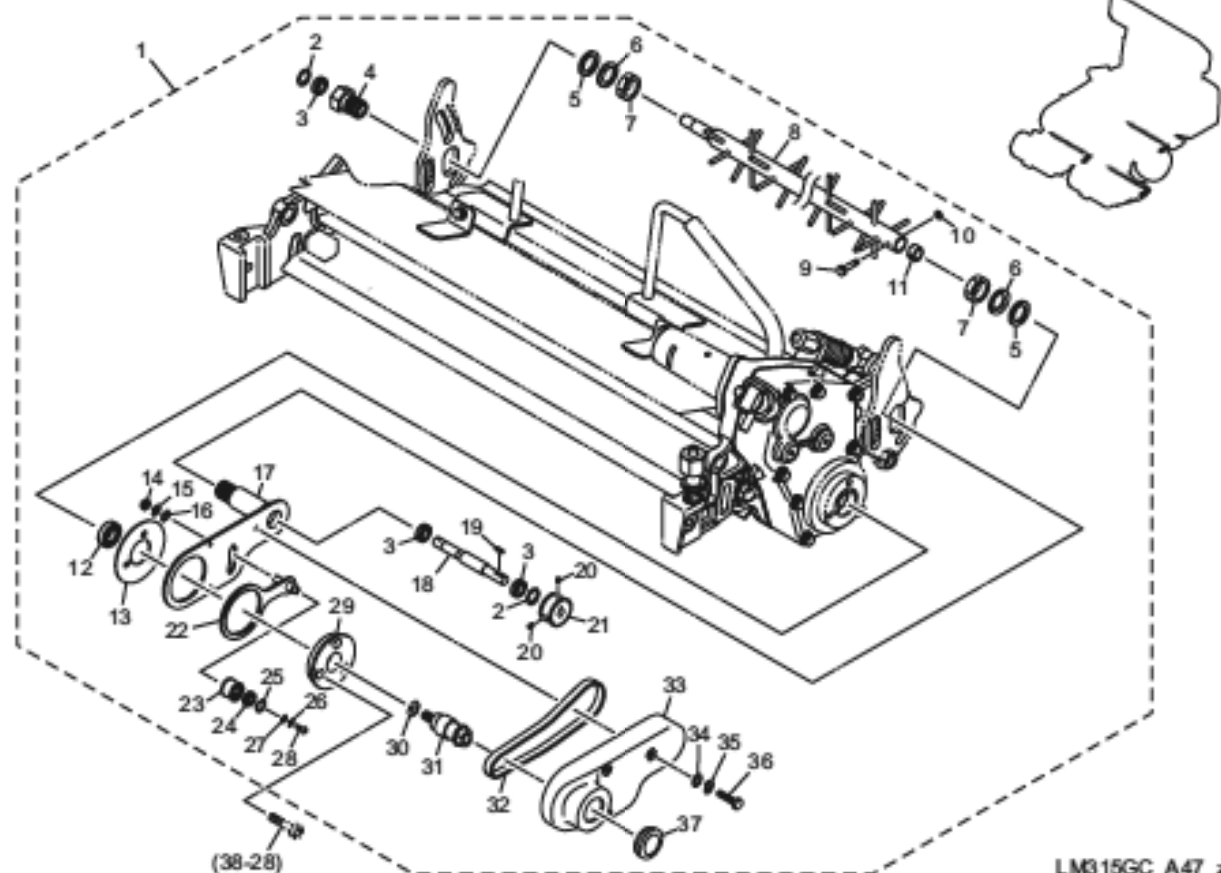


LM315GC_A47_z00

Cat No.	Code No.	Part name	Qty	Remark	SN of application
47-1	LM315GC7601Z0	BRUSH ASSY, CR	1		
47-2	K0402024001	RING, RETAINING R M24	6		
47-3	K0608069010	BEARING, BALL SEAL 2RS 6901	9		
47-4	LM315GC7611Z2	HOUSING, BRUSH	3		
47-5	K5012020322	WASHER, SPCC 2-20-32	6		
47-6	K0214200001	WASHER, DISK SPRING L M20-2	6		
47-7	K0160000082	NUT, SPECIAL P1.5 M20-8	6		
47-8	LM315GC7612Z0	BRUSH, ROLLER	3		
47-9	LM315GC7613Z8	PIN, JOINT 5.2-18	3		
47-10	K0144050002	NUT, WITH F-RING, M5	3		
47-11	LM315GC7615Z2	COLLAR	3		
47-12	K0608068030	BEARING, BALL SEAL 2RS 6803	3		
47-13	LM315GC8403Z2	PLATE, RETAINING HOUSING	3		
47-14	K0100080002	NUT, M8	3		
47-15	K0200080002	WASHER, SPRING M8	3		
47-16	K5000080002	WASHER, M8	3		
47-17	LM315GC7607Z2	FRAME, BRUSH	3		
47-18	LM315GC7610Z8	SHAFT, CONNECTING BRUSH	3		
47-19	K0500404160	KEY, BOTH ROUND M4-416	3		
47-20	K0023050081	SETSCREW, M5-8	6		
47-21	LM2700-4106Z2	PULLEY, DRIVING	3		
47-22	LM315GC7608Z2	MOUNT, TENSION PULLEY	3		
47-23	LM315GC7609Z2	PULLEY, TENSION 1423	3		
47-24	K0608006070	BEARING, BALL SEAL 2RS 607	3		
47-25	K0402019001	RING, RETAINING R M19	3		
47-26	K0200040002	WASHER, SPRING M4	3		
47-27	K5000040002	WASHER, M4	3		
47-28	K0042040102	SCREW, + ROUND HEAD M4-10	3		
47-29	LM315GC7606Z0	METAL, FULCRUM OF CR BRUSH	3		
47-30	K0210080002	SPRING, CONICAL DISC L M8	3		

47. CR brush section

LM315GC

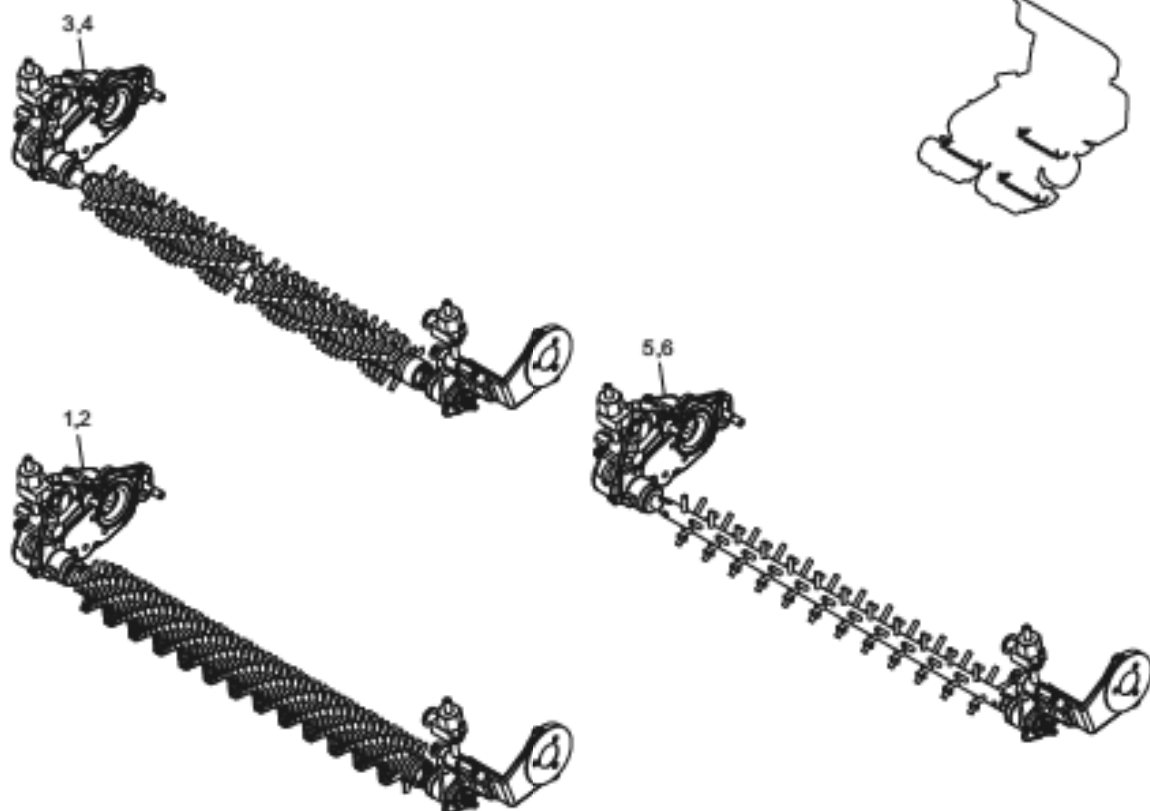


LM315GC_A47_z00

Cat No.	Code No.	Part name	Qty	Remark	SN of application
47-31	LM315GC7603Z2	PULLEY, REEL SHAFT	3		
47-32	LM315R-13172D	BELT, FLEXSTAR 10-FL-355	3		
47-33	LM315GC7614ZR	COVER, CR BRUSH BELT	3		
47-34	K5000060002	WASHER, M6	9		
47-35	K0200060002	WASHER, SPRING M6	9		
47-36	K0000060402	BOLT, M6-40	9		
47-37	K0900300300	GROMMET, W/SEALING C30SG30A	3		

48A. Front attachments Ass'y section (Option)

LM315GC

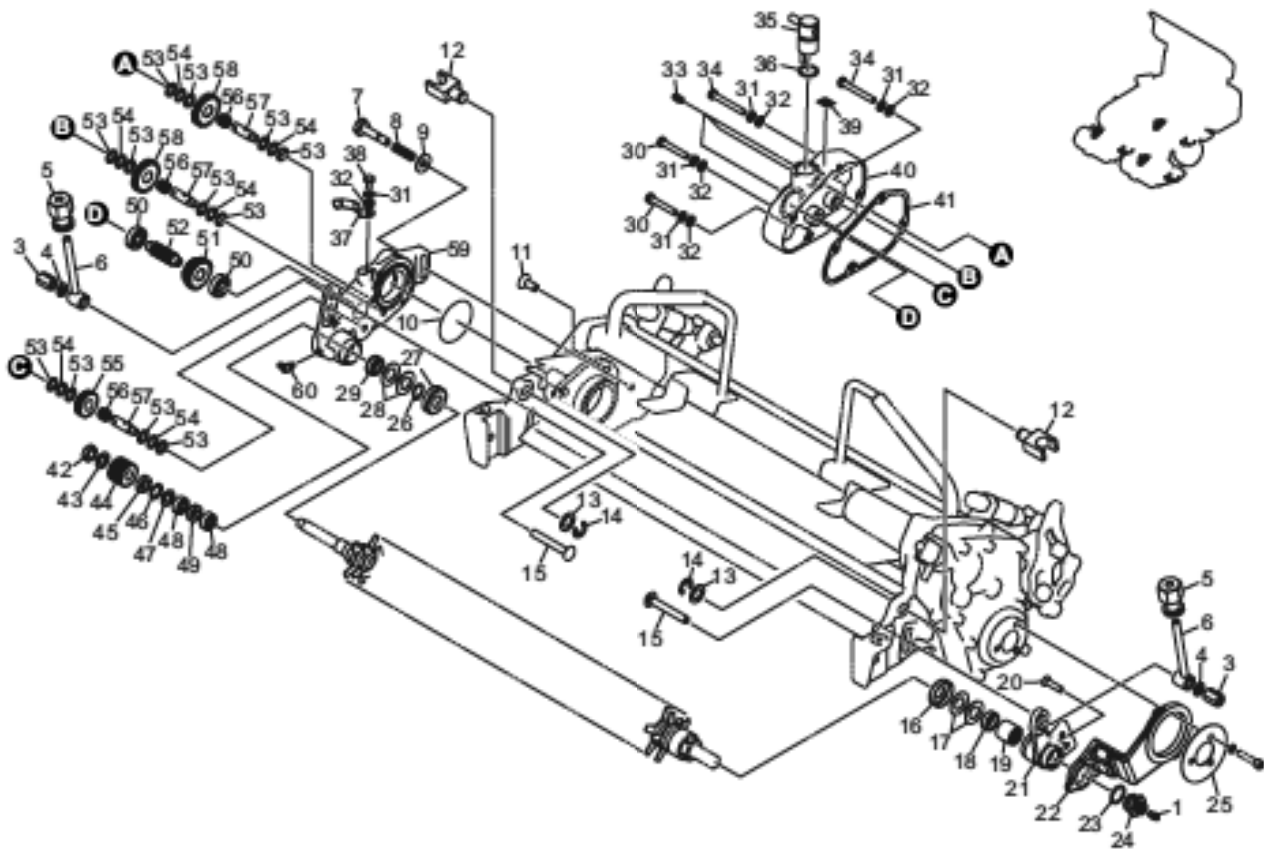


LM315GC_A48A_z00

Cat No.	Code No.	Part name	Qty	Remark	SN of application
48A-1	LM315GC8420Z0	GROOMER KIT, LM315GC FOR ONE MACHINE	1		
48A-2	LM315GC8401Z0	GROOMER KIT, LM315GC	3		
48A-3	LM315GC3301Z0	DETHATCHING REEL KIT 37-1GC FOR ONE MACHINE	1		
48A-4	LM315GC3302Z0	DETHATCHING REEL KIT 37-1GC	3		
48A-5	LM315GC3401Z0	DETHATCHING BRUSH KIT GC FOR ONE MACHINE	1		
48A-6	LM315GC3402Z0	DETHATCHING BRUSH KIT GC	3		

49A. Front attachments parts section

LM315GC

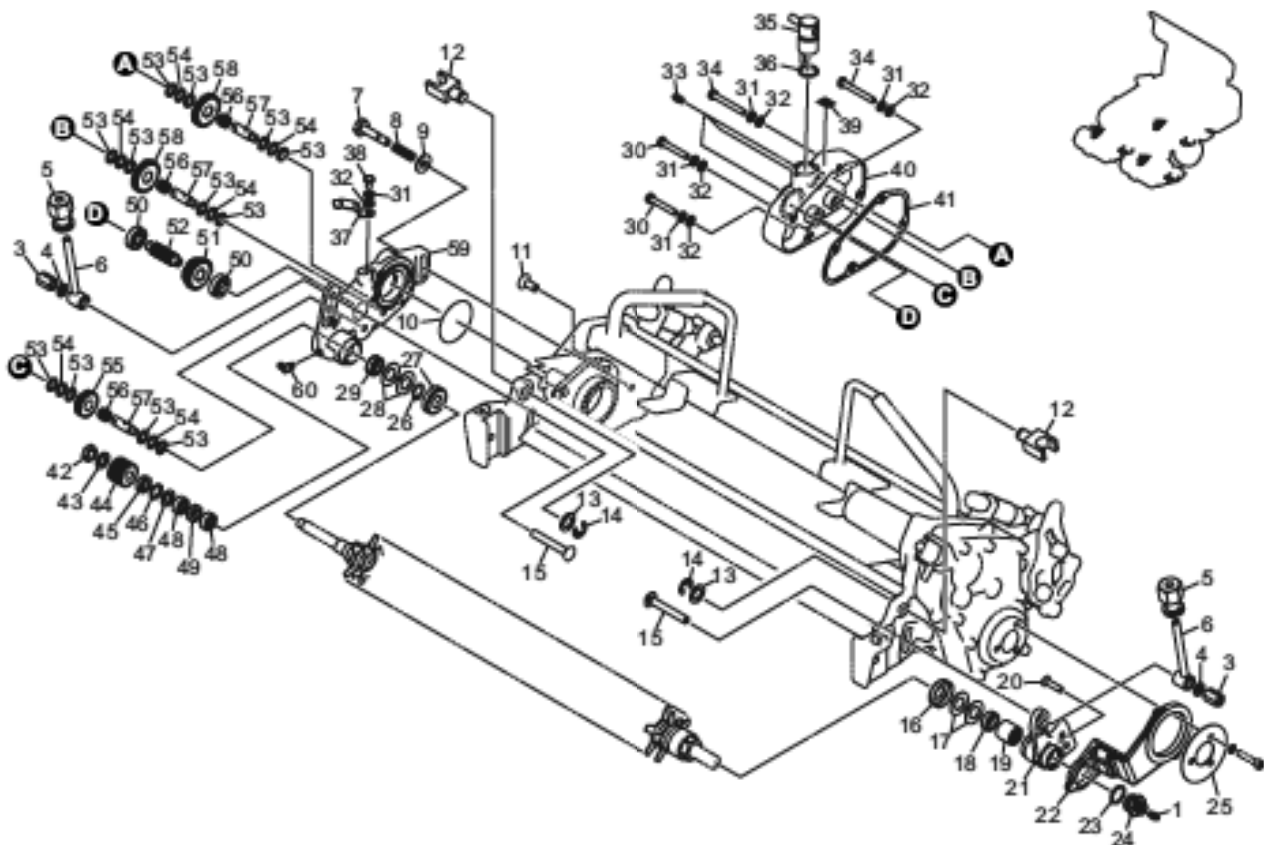


LM315GC_A49A_z00

Cat No.	Code No.	Part name	Qty	Remark	SN of application
49A-1	K1440000010	GREASE NIPPLE, A TYPE	3		
49A-2					
49A-3	K0149083202	NUT, HIGH M8-13-20	6		
49A-4	K0200080002	WASHER, SPRING M8	6		
49A-5	K6084000062	ADJUSTER, ROLLER	6		
49A-6	K7303000222	BOLT, ADJUSTING VERTICAL	6		
49A-7	K6083000143	PIN, STEPPED FOR FIXING (R) CASE	3		
49A-8	K1000000309	SPRING, COMPRESSION M1.6-13.7-20	3		
49A-9	K5090000250	WASHER, C5191P 2-8.5-22	3		
49A-10	K0882045000	O-RING, G45	3		
49A-11	K0053080202	BOLT, FLAT HEAD WITH HEX. HOLE M8-20	3		
49A-12	K6090000502	ADJUSTER	6		
49A-13	K5011013222	WASHER, SPCC 1-13-22	6		
49A-14	K0400010002	RING, RETAINING E M10	6		
49A-15	K0025080552	BOLT, ROUND HEAD SQUARE ROOT M8-55	6		
49A-16	K5300000293	COVER, DUST PROOF	3		
49A-17	K5051015280	WASHER, C5191P 1-15-26	6		
49A-18	K0821522070	OIL SEAL, MHSA15227	3		
49A-19	K0721520000	BEARING, NEEDLE TA 1520 Z	3		
49A-20	K0041060252	SCREW, + FLAT HEAD M6-25	6		
49A-21	LM315GA1905ZR	HOUSING, VERTICAL	3		
49A-22	LM315GA1901ZR	METAL, VERTICAL FULCRUM	3		
49A-23	K0880018000	O-RING, P18	3		
49A-24	K6809000270	SCREW	3		
49A-25	LM315GC8403Z2	PLATE, RETAINING HOUSING	3		
49A-26	K0401015001	RING, RETAINING S M15	3		
49A-27	K5300000293	COVER, DUST PROOF	3		
49A-28	K5051015280	WASHER, C5191P 1-15-26	6		
49A-29	K0821522070	OIL SEAL, MHSA15227	3		
49A-30	K0000060402	BOLT, M6-40	6		

49A. Front attachments parts section

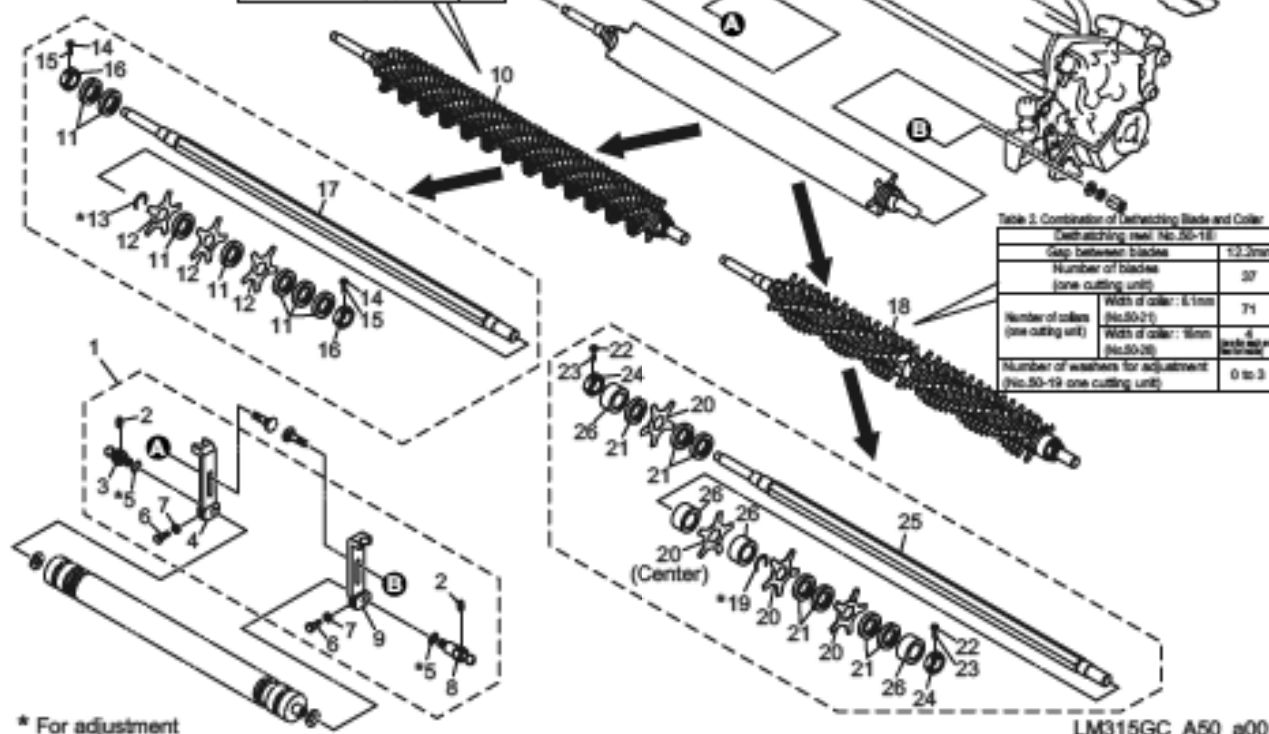
LM315GC



LM315GC_A49A_z00

Cat No.	Code No.	Part name	Qty	Remark	SN of application
49A-31	K0200060002	WASHER, SPRING M6	15		
49A-32	K5000060002	WASHER, M6	15		
49A-33	K1440000010	GREASE NIPPLE, A TYPE	9		
49A-34	K0000060502	BOLT, M6-50	6		
49A-35	K7321000148	LEVER, VERTICAL CLUTCH	3		
49A-36	K0890018000	O-RING, P18	3		
49A-37	K1090000058	SPRING, CLUTCH RETAINER	3		
49A-38	K0000060102	BOLT, M6-10	3		
49A-39	K4203001120	STICKER, GROOMER INDICATION	3		
49A-40	K690200004R	COVER, GEAR CASE	3		
49A-41	K4011000320	PACKING, GEAR CASE COVER	3		
49A-42	K0160000322	NUT, LEFT-HANDED P1 M10	3		
49A-43	K0213100002	WASHER, DISK SPRING.H M10-1	3		
49A-44	K6180000160	GEAR, SPLINED 20 TEETH	3		
49A-45	K6212001910	COLLAR, STKM M12.1-17-6	3		
49A-46	K0402024001	RING, RETAINING R M24	3		
49A-47	K0220160110	WASHER, WAVE 16011	3		
49A-48	K0611069010	BEARING, BALL SEAL RDC3 6901	6		
49A-49	K6212001590	COLLAR, STKM M12.1-17-14	3		
49A-50	K0608060000	BEARING, BALL SEAL 2RS 6000	6		
49A-51	K6180000150	GEAR, SPLINED 23 TEETH	3		
49A-52	K6100000100	SHAFT, CLUTCH	3		
49A-53	K5051010160	WASHER, C5191P 1-10-16	36		
49A-54	K5020810160	WASHER, NBSS5 0.8-10-16	18		
49A-55	K6186000040	GEAR, 18 TEETH B	3		
49A-56	K0701013100	BEARING, NEEDLE CAGE KT 101310	9		
49A-57	K6120000310	COUNTERSHAFT, THREADED	9		
49A-58	K6186000050	GEAR, 24 TEETH	6		
49A-59	K680100001R	GEAR CASE, VERTICAL DT	3		
49A-60	K1440000020	GREASE NIPPLE, C	3		

Groomer (No. 30-70)		
Gap between blades	6.1mm	
Number of blades (one cutting unit)	77	
Number of collars (one cutting unit)	Width of collar: 6.1mm (No.30-11)	81
Number of washers for adjustment (No.50-13 one cutting unit)		0 to 5

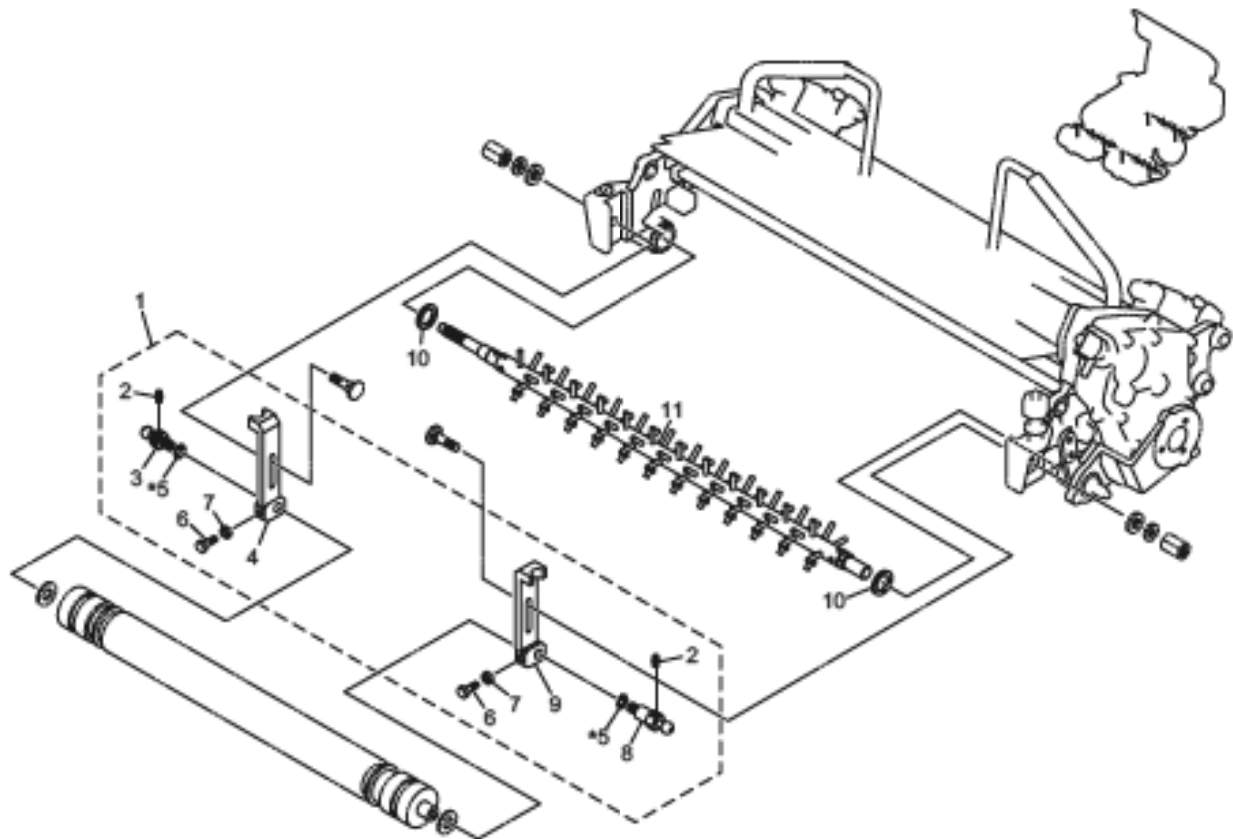


Dethatching reel (No. 30-18)		
Gap between blades	12.0mm	
Number of blades (one cutting unit)	37	
Number of collars (one cutting unit)	Width of collar: 6.1mm (No.50-21)	71
	Width of collar: 5mm (No.50-26)	4 (with 4mm)
Number of washers for adjustment (No.50-19 one cutting unit)		0 to 3

* For adjustment

LM315GC_A50_a00

Cat No.	Code No.	Part name	Qty	Remark	SN of application
50-1	LM315GB4102ZD	BRACKET KIT, GROOMER	3		
50-2	K1440000010	GREASE NIPPLE, A TYPE	6		
50-3	LM315GA1836ZD	BOLT, MOUNTING MOWER (R)	3		
50-4	LM315GA1838ZD	BRACKET, ROLLER (R)	3		
50-5	K5050310140	WASHER, C5191P 0.3-10-14	0-60	For adjustment	
50-6	K0000060252	BOLT, M6-25	6		
50-7	KD100060002	NUT, M6	6		
50-8	LM315GA1835ZD	BOLT, MOUNTING MOWER (L)	3		
50-9	LM315GA1837ZD	BRACKET, ROLLER (L)	3		
50-10	LM315GB2103ZD	GROOMER COMP, 77	3		
50-11	K6214000030	COLLAR, AC M19.7-32-6.1	243		
50-12	K2570000019	BLADE, VERTICAL 63	231		
50-13	K5090000673	WASHER, SPCC 0.5	15	For adjustment	
50-14	KD100040002	NUT, M4	6		
50-15	K0023000041	SETSCREW, M4-8	6		
50-16	KD160000602	NUT, SPECIAL P1 M17 WITH M4	6		
50-17	K6084000118	SHAFT, VERTICAL BLADES	3		
50-18	LM315GC3304ZD	REEL COMP, THATCHING 37-1	3		
50-19	K5090000673	WASHER, SPCC 0.5	9	For adjustment	
50-20	K2570000099	BLADE, VERTICAL 63-1	111		
50-21	K6214000030	COLLAR, AC M19.7-32-6.1	213		
50-22	KD100040002	NUT, M4	6		
50-23	K0023000041	SETSCREW, M4-8	6		
50-24	KD160000602	NUT, SPECIAL P1 M17 WITH M4	6		
50-25	K6084000118	SHAFT, VERTICAL BLADES	3		
50-26	K6214000040	COLLAR, 19.7-32-16	12		



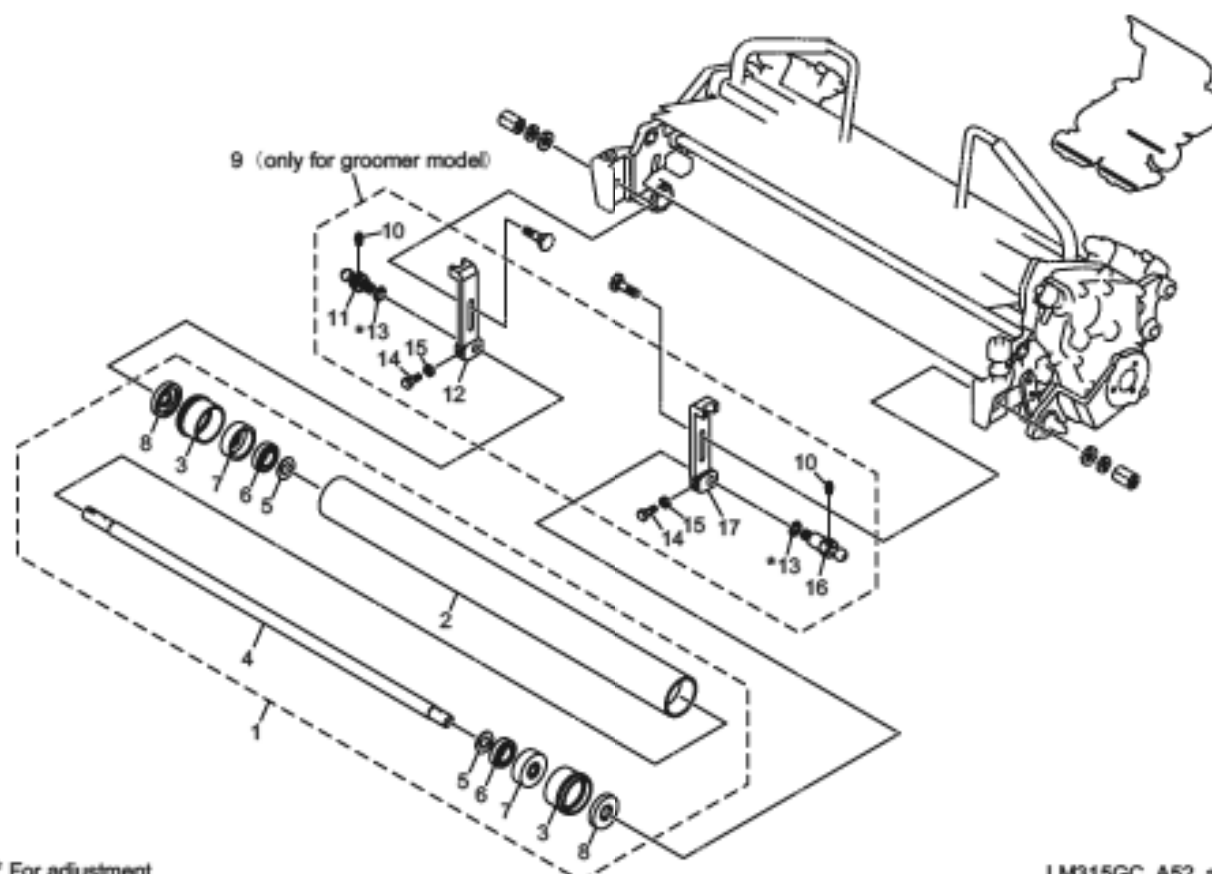
* For adjustment

LM315GC_A51_z00

Cat No.	Code No.	Part name	Qty	Remark	SN of application
51-1	LM315GC3404ZD	BRACKET KIT COMP, B	3		
51-2	K1440000010	GREASE NIPPLE, A TYPE	6		
51-3	LM315GA1836ZD	BOLT, MOUNTING MOWER (R)	3		
51-4	LM315GC3406ZD	BRACKET, ROLLER (R)	3		
51-5	K5050310140	WASHER, C5191P 0.3-10-14	0-30	For adjustment	
51-6	K0000060202	BOLT, M6-20	6		
51-7	K0100060002	NUT, M6	6		
51-8	LM315GA1835ZD	BOLT, MOUNTING MOWER (L)	3		
51-9	LM315GC3405ZD	BRACKET, ROLLER (L)	3		
51-10	K5051015470	WASHER, C5191P 1-15-47	6		
51-11	K4150000190	ROTARY BRUSH ASSY, LM56	3		

52. Smooth front roller section (Option)

LM315GC



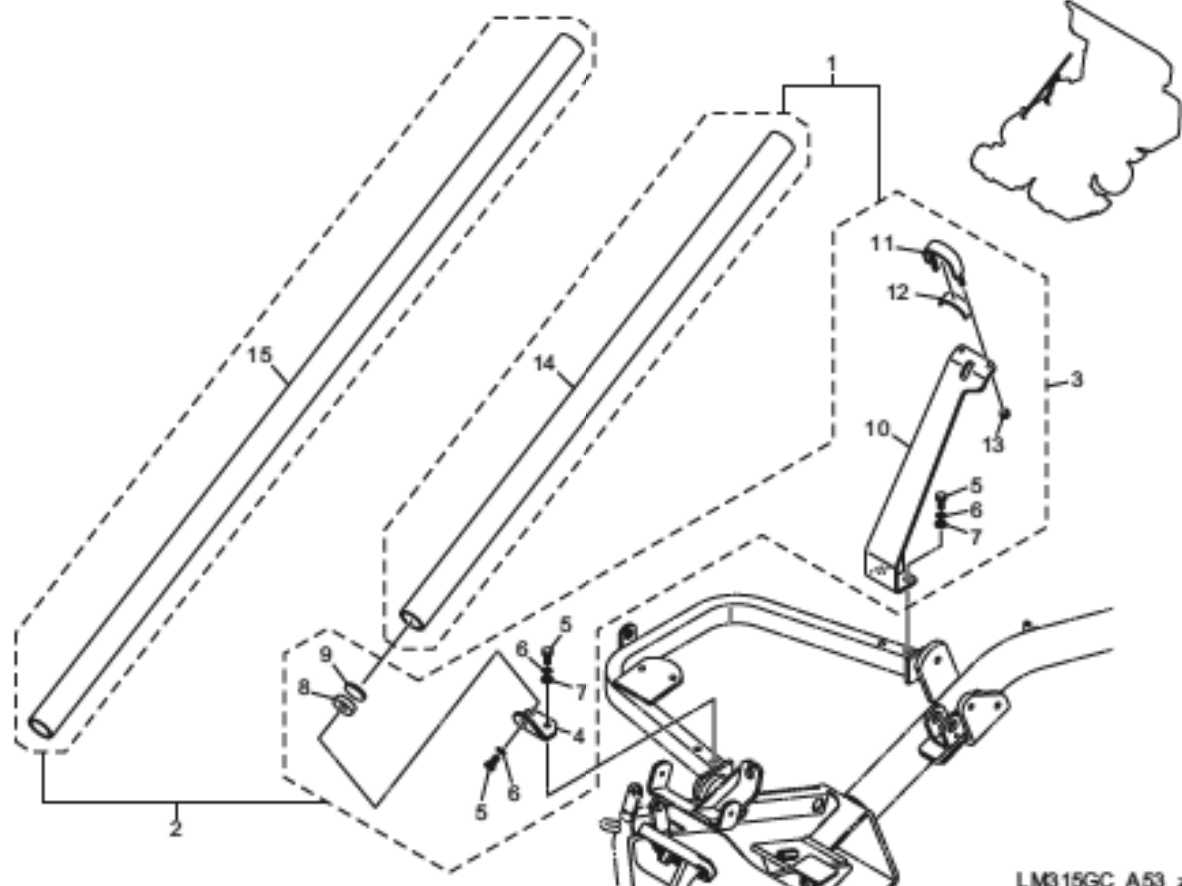
* For adjustment

LM315GC_A52_a00

Cat No.	Code No.	Part name	Qty	Remark	SN of application
52-1	LM315GC3503Z0	ROLLER COMP, SMOOTH FRONT	3		
52-2	LM315GC3504Z0	PIPE, FRONT ROLLER	3		
52-3	LM315GC3505Z0	HOUSING, ROLLER	6		
52-4	LM315GA1831B0	SHAFT, FRONT ROLLER 611.5	6		
52-5	K5051015280	WASHER, C5191P 1-15-28	6		
52-6	K0616062020	BEARING, BALL SEAL 2NSEC3 6202	6		
52-7	K0861000030	OIL SEAL, 6202	6		
52-8	K0861000020	OIL SEAL, TA1542.38	6		
52-9	LM315GC3404Z0	BRACKET KIT COMP, B	3		
52-10	K1440000010	GREASE NIPPLE, A TYPE	6		
52-11	LM315GA1836Z0	BOLT, MOUNTING MOWER (R)	3		
52-12	LM315GC3406Z0	BRACKET, ROLLER (R)	3		
52-13	K5050310140	WASHER, C5191P 0.3-10-14	0-30	For adjustment	
52-14	K0000060202	BOLT, M6-20	6		
52-15	K0100060002	NUT, M6	6		
52-16	LM315GA1835Z0	BOLT, MOUNTING MOWER (L)	3		
52-17	LM315GC3405Z0	BRACKET, ROLLER (L)	3		

53. Broom, swisher holder section

LM315GC



LM315GC_A53_z00

53-1	LM315GC7401Z0	KIT, BROOM HOLDER	1		
53-2	LM315GC7501Z0	KIT, SWISHER HOLDER	1		
53-3	LM315GC7402Z0	HOLDER ASSY	1		
53-4	LM315GC7403Z0	STAY, A	1		
53-5	K0000080152	BOLT, M8-15	5		
53-6	K0200080002	WASHER, SPRING M8	5		
53-7	K5000080002	WASHER, M8	4		
53-8	LM315GC7404Z0	OUTLET, PIPE	1		
53-9	LM315GC7405Z0	RUBBER, 5-36	1		
53-10	LM315GC7406Z0	STAY, B	1		
53-11	LM315GC7407Z3	BAND	1		
53-12	SP175-0115Z0	RUBBER, 2-20-80	1		
53-13	K0144060002	NUT, WITH F-RING, M6	2		
53-14	LM315GC7408Z0	PIPE, 40-790	1		
53-15	LM315GC7502Z0	PIPE, 40-1200	1		

MEMO

BARONESS
Quality on Demand



KYOEISHA CO.,LTD.

Head Office 1-26, Miyuki-cho, Toyokawa, Tel : (0533)84-1390
Aichi-Pref. 442-8530 Japan. Fax : (0533)89-3623