

# CORRECTION / KOREKCE TECHNICAL RIDER

# VERTEDANCE

updated January 2016

## CONTACT:

Production: Karolína Hejnová / karolina.vertedance@gmail.com / 00420 731 519 670

Light Design: Katarína Ďuricová / katarina.duricova@tanecpraha.eu / 00420 775 695 366

Sound Design: Michal Sýkora / michal.sykora.sk@gmail.com / 00420 773 234 553

## STAGE:

- minimum stage size: 9m wide x 6m deep
- black box, floor covered by black marley
- minimum distance of truss to stage is 4,5m
- the truss must be empty
- scenography (we bring) is placed on the stage approx. 2,5m from the audience (wooden desks, plastic foam, 1 role of black marley, 7 pairs of shoes, 7 bottles with water in a bucket)
- 2 additional rolls of black marley (supplied by the venue)
- 4 simple black chairs (supplied by the venue)

## LIGHTS:

- Programmable console with submasters  
At least 30 x 2 kW dimmable circuits
- 20 PAR64 CP62 1kW
  - 7 PC 1kW
  - 4 PC 1kW with barndors or zoom profiles
  - 10 Fresnel 1kW with barndors
  - 1 Stroboscope
- Possibility of zoom lighting for the audience

**During the performance stroboscopic effects are used and small amount of water is poured on the floor. It is necessary to dry the floor afterwards with towels provided by the venue.**

## SOUND:

- 1 Digital mixing desk (Behringer X32, Behringer X32 Compact, Midas M32, Midas M32R, Midas Pro1, Midas Pro2, Yamaha LS9-32, Yamaha CL series, Digico SD11, Digico SD9)
- 1 Stereo PA with subwoofers (30Hz or below capable, sufficient for the venue)
- 4 Monitor speakers on independent aux lines
- 1 Vocal microphone on stand (Shure Beta87 / Audix OM5 / Neumann KMS105...)
- 2/4 XLR cables for clarinet mics / preamp outputs (we bring microphones / preamps)
- 1 Stereo minijack to desk input cable (DI-boxes not required, main playback system)
- 1 Professional CD player with autopause (backup playback system)

A qualified technician, who knows the mixing desk, PA and venue audio and power cabling is required. Audio mixing desk, together with light desk, have to be placed behind audience seats in the middle.

**If any requirement is not met, please consult with our light technician or sound engineer.**

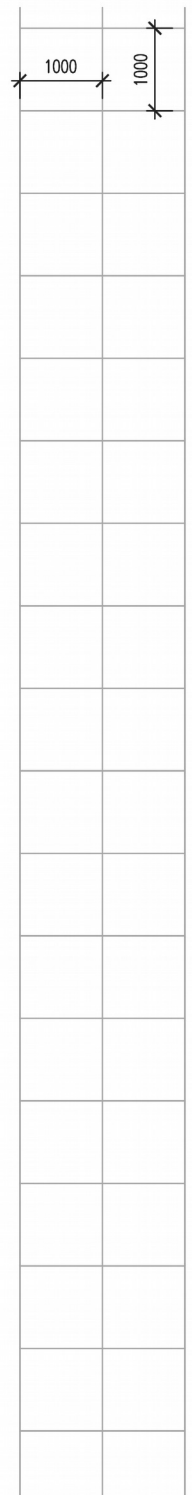
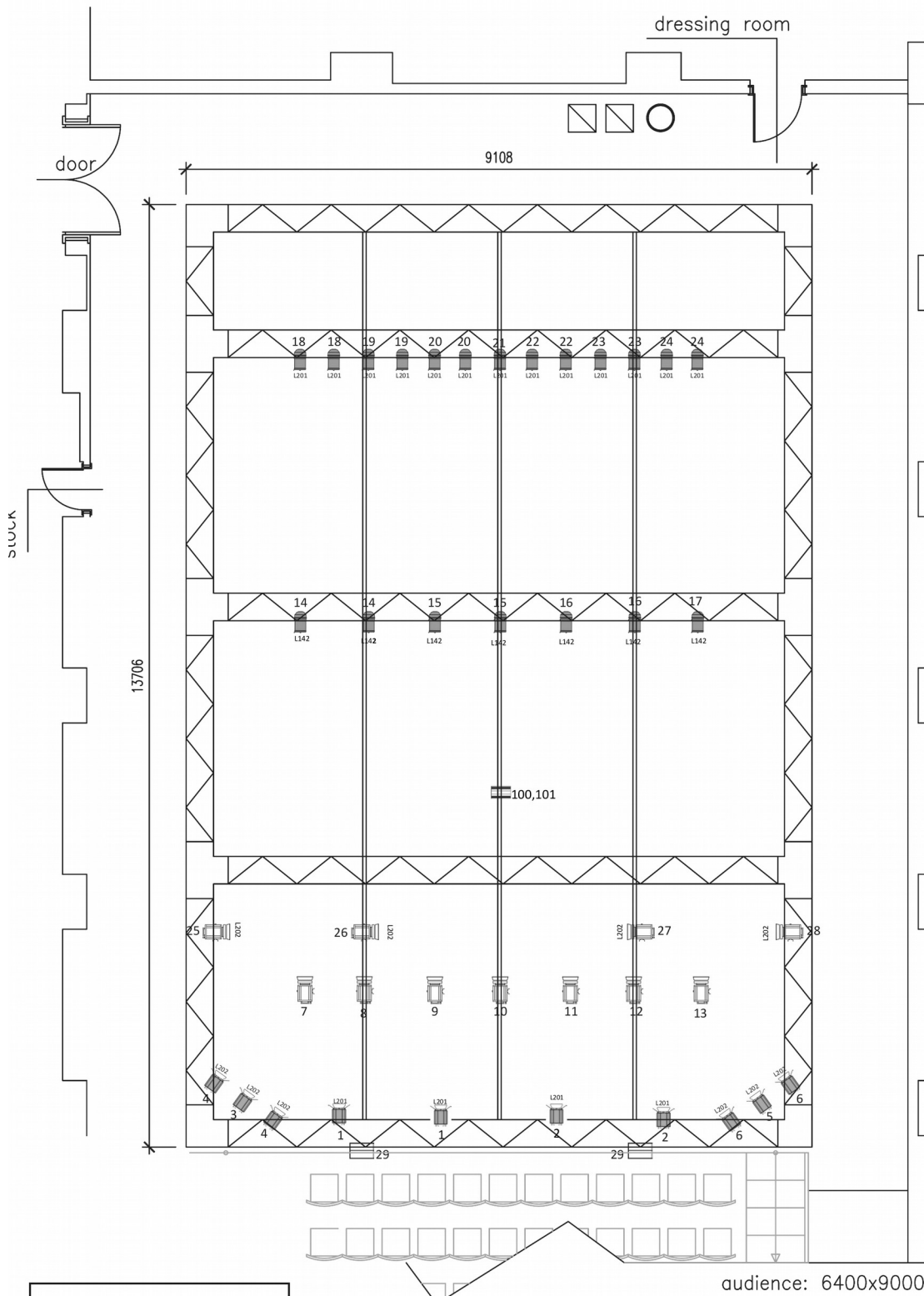
## TIME TABLE:

09h - 12h	set up of lights, PA and building of set design	2 light technicians, 1 sound technician
12h - 13h	focus of lights	2 light technicians
13h - 14h	LUNCH TIME	
14h - 16h	finalization of focus, submasters recording	1 light technician
14h - 16h	soundcheck (and PA setup)	1 sound technician
16h - 18h	rehearsal	
18h - 19h	soundcheck (band setup)	
19h - 1930	cleaning of stage, preparing for the show	theatre staff
1930 - 20h	warm up	
20h - 21h	show	all needed staff from the house
21h - 22h	strike down of set design, gels etc.	at least 2 technicians

## CLOAKROOM AND SERVICE:

- at least 2 cloakrooms (3 male dancers and 4 female dancers)
- shower with hot water, towels and hangers
- drinkable water, tea, some local fruits

**Please contact us for any additional information. Thank you.**



Instruments	Quantity
PC 1kW + barndoors	11
Fresnel 1kW + barndoors	10
Stroboscope	1
PAR 64 CP 62	20
Flood light sym. 1kW audience light	2
<b>Minimum circuits</b>	<b>30x 2kW</b>

# VERTEDANCE company

**CORRECTION**  
 ver. 11.12. 2015  
**PONEC Theatre**

Lighting Design: Katarína Ďuricová  
 G S M: +420 775 695 366  
 e mail katarina.duricova@tanecpraha.eu

**Production**  
 Karolína Hejnová  
 G S M: +420 731 519 670  
 e mail:karolina.vertedance@gmail.com

LEGEND	
L01	gel
	barn doors
	50° degree
	gobo
	iris
<b>01</b>	chanel

# CORRECTION / KOREKCE STAGE PLAN

# VERTEDANCE

updated January 2016

## CONTACT:

Production: Karolína Hejnová / karolina.vertedance@gmail.com / 00420 731 519 670

Light Design: Katarína Ďuricová / katarina.duricova@tanecpraha.eu / 00420 775 695 366

Sound Design: Michal Sýkora / michal.sykora.sk@gmail.com / 00420 773 234 553

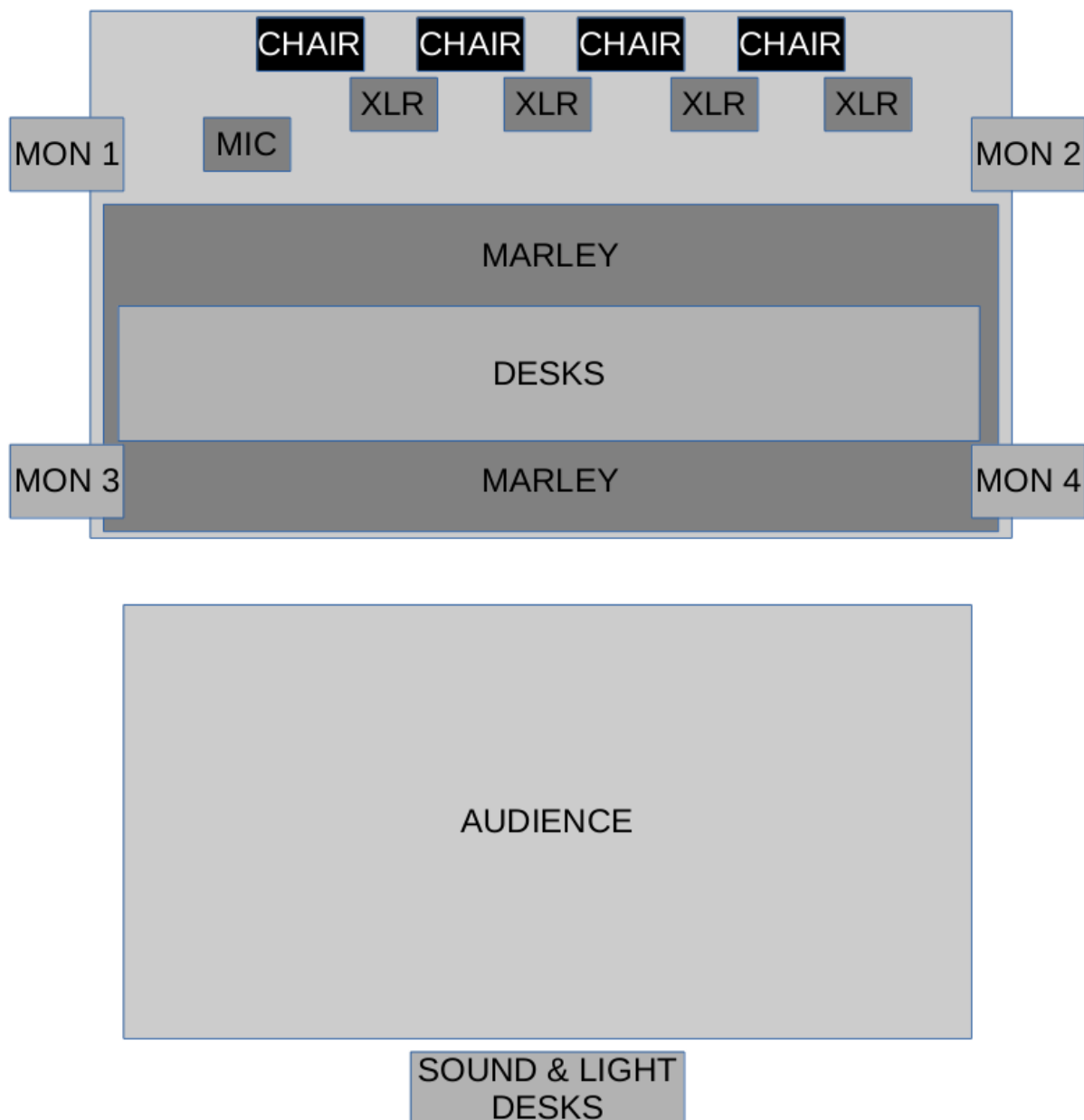
Either two or four clarinetists play the show.

2/4 simple black chairs (for clarinetists, color visually important)

2/4 XLR cables (should leave stage behind chairs, visually important)

1 vocal microphone on stand (wired is ok)

each monitor on separate aux channel (mon3 and mon4 can be mono)



Please contact us for any additional information. Thank you.