

KANTAR

**Daily measurement
of Economic Climate Index**

Kantar Polska

03.08.2020

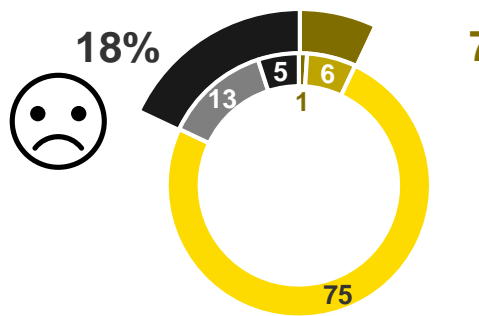


My Household financial situation...

Data from 31.07

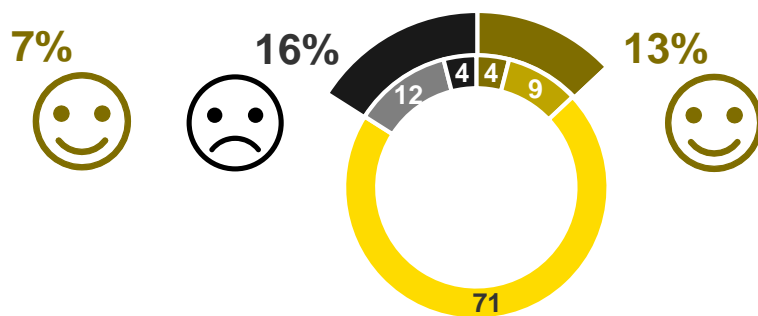
Shopping

In the last month



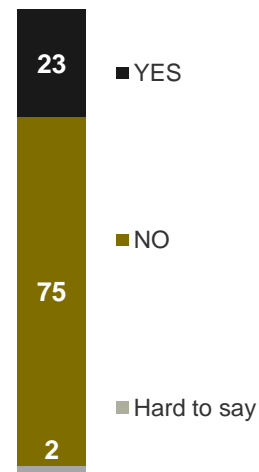
- Has definitely improved
- Has somewhat improved
- Did not change, was the same
- Has somewhat worsened
- Has definitely worsened

In the next month

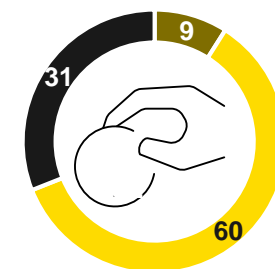


- Will definitely improve
- Might improve
- Will be the same, will not change
- Might get worse
- Will definitely get worse

resignation of some purchase in the past days

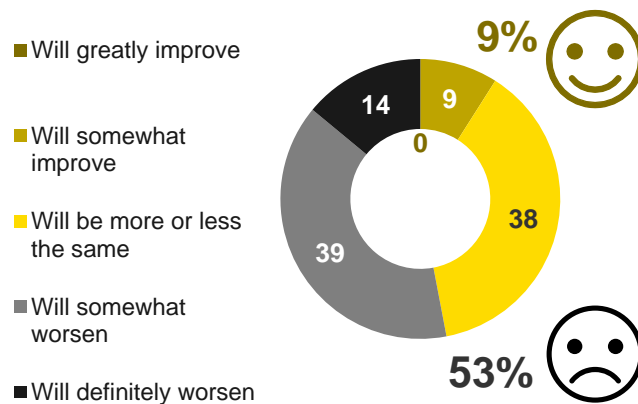


plans for next weeks



- Will spend more
- Will spend the same
- Will spend less

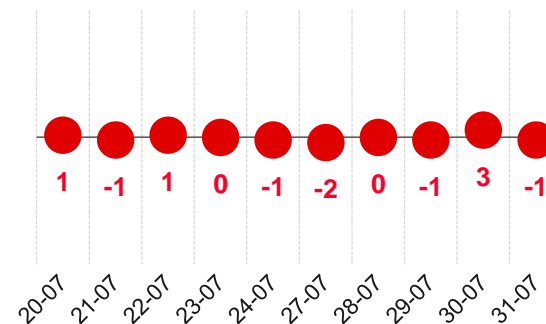
Living conditions in Poland in the next three months



- Will greatly improve
- Will somewhat improve
- Will be more or less the same
- Will somewhat worsen
- Will definitely worsen

Daily Economic Climate Index

-1

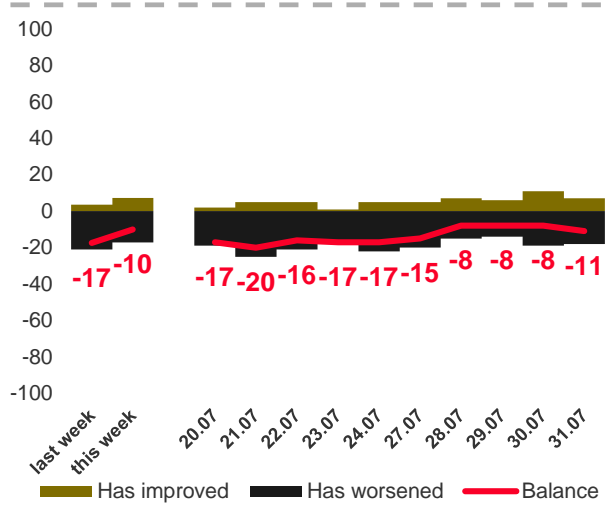


My Household financial situation...

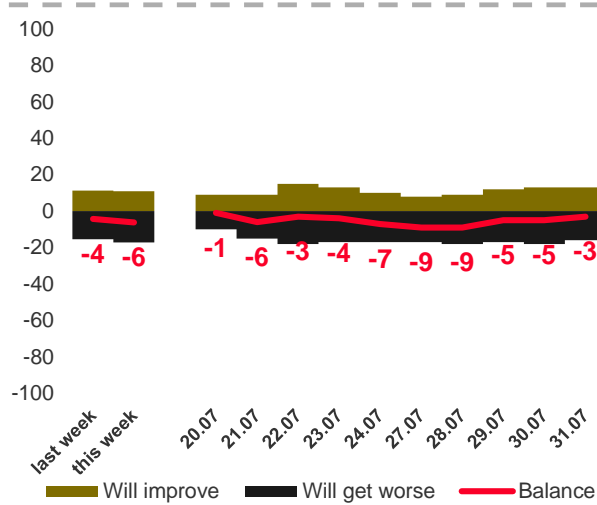
Trendlines 20-31.07

Shopping

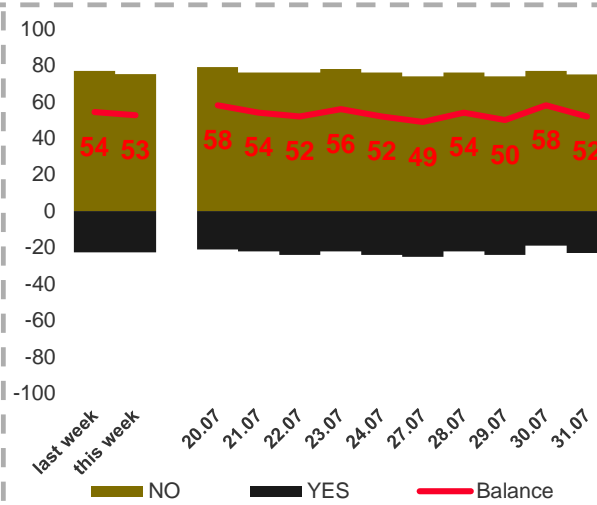
In the last month



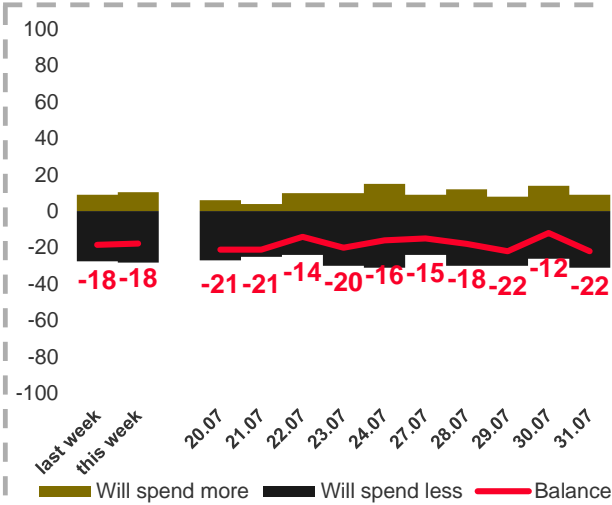
In the next month



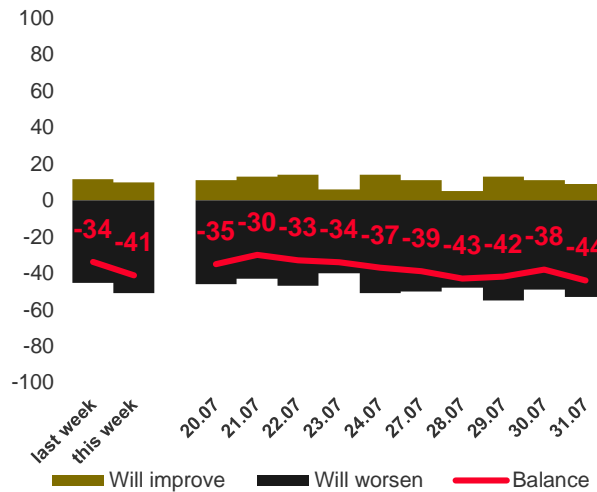
resignation of some purchase in the past days



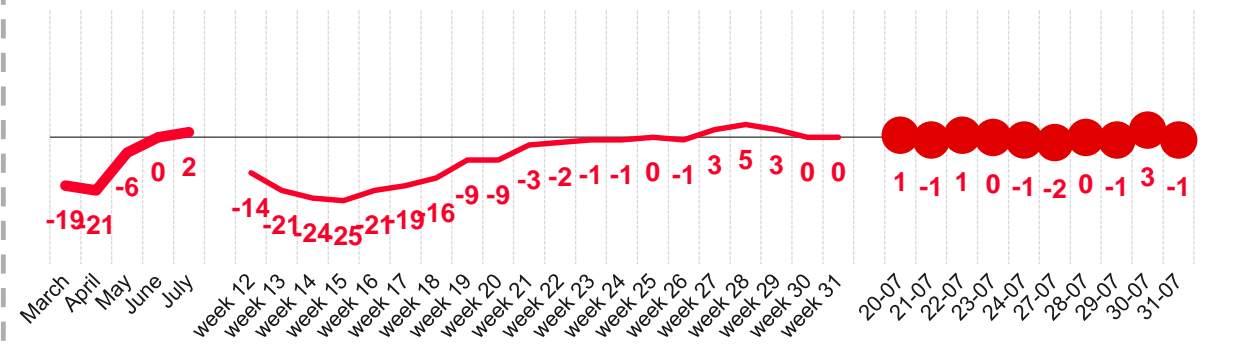
plans for next weeks



Living conditions in Poland in the next three months




Daily Economic Climate Index



Methodological note

Aggregated Daily Economic Climate Index summarizes diagnostic and prognostic opinions expressed in answers to 5 questions. The index is presented on a symmetrical scale, ranging from -100 to 100. Zero means that the positive and negative answers are balanced.

The research is conducted by telephone interviews. It is carried out daily (Monday to Friday) on a random-quota sample, based on GUS demographical structure (fixed quotas on: voivodeships, size of town – 4 bands, age – 5 bands, educational level – 3 bands, gender). The daily sample is 100.



Thank you

Kantar Polska S.A. | Plac Konesera 9, 03-736 Warszawa | 22 545 20 00 | kontakt@kantar.com | www.kantar.com