



UTENSILO GROSS

UTENSILO KLEIN

A large grid for the 'UTENSILO GROSS' section. It consists of a 3x2 grid of rectangular cells. The numbers 1 through 6 are placed in the cells: 1 (top-left), 2 (top-right), 3 (middle-left), 4 (middle-right), 5 (bottom-left), and 6 (bottom-right). The numbers 1, 3, and 5 are on the left side, and 2, 4, and 6 are on the right side. A dashed red border surrounds the entire grid. In the center of the grid, there is a small logo with the text 'Stick & Style' and 'Ordnung muss sein'.

A large grid for the 'UTENSILO KLEIN' section. It consists of a 3x2 grid of rectangular cells. The numbers 7 through 12 are placed in the cells: 7 (top-left), 8 (top-right), 9 (middle-left), 10 (middle-right), 11 (bottom-left), and 12 (bottom-right). The numbers 7, 9, and 11 are on the left side, and 8, 10, and 12 are on the right side. A dashed red border surrounds the entire grid. In the center of the grid, there is a small logo with the text 'Stick & Style' and 'Ordnung muss sein'.



Dieses Kästchen muss
2 x 2cm groß sein!

2

3



Schmittmuster

Utensilo

„Ordnung muss sein“

groß

1x Oberstoff

1x Futterstoff

[NZG enthalten]




4

5



Wendeöffnung
Innenfutter





8

9



Schmittmuster

Utensilio

„Ordnung muss sein“

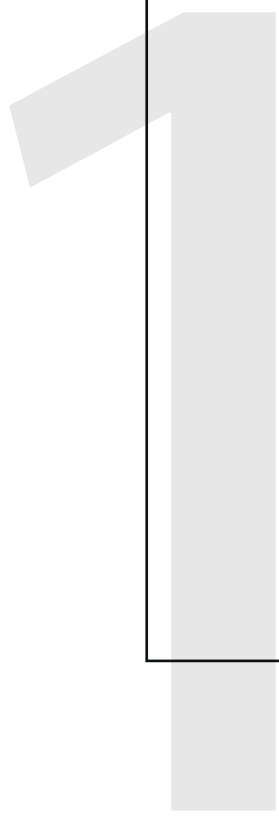

klein

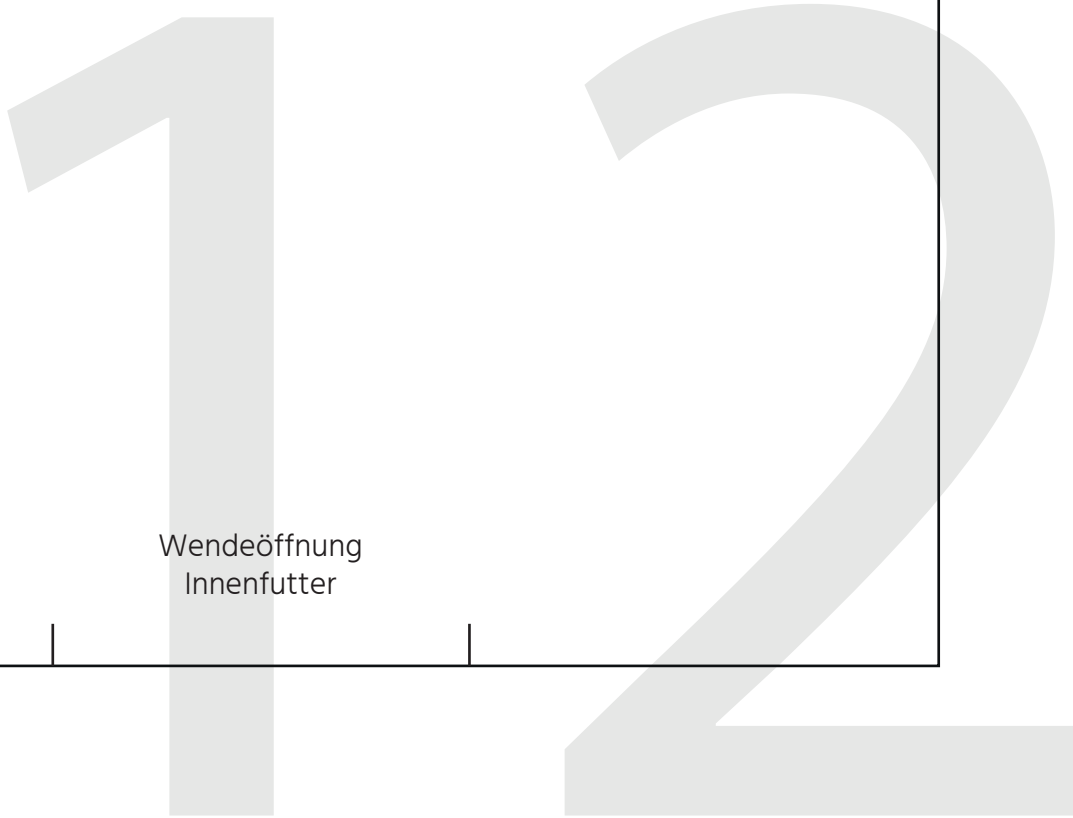
1x Oberstoff
1x Futterstoff

[NZG enthalten]



10





Wendeöffnung
Innenfutter