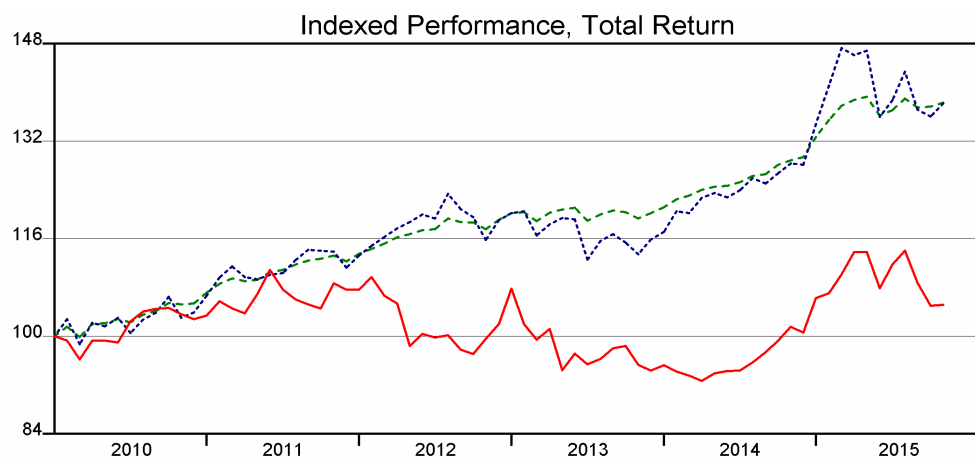
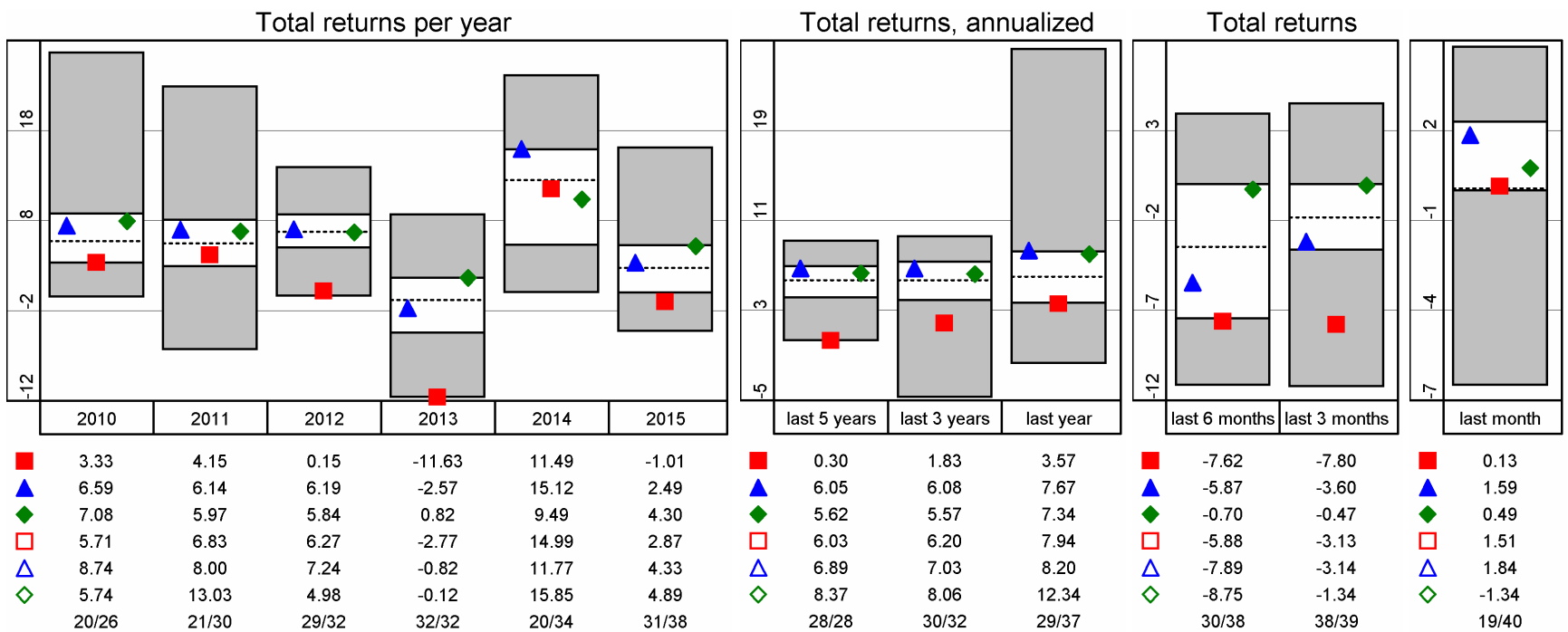
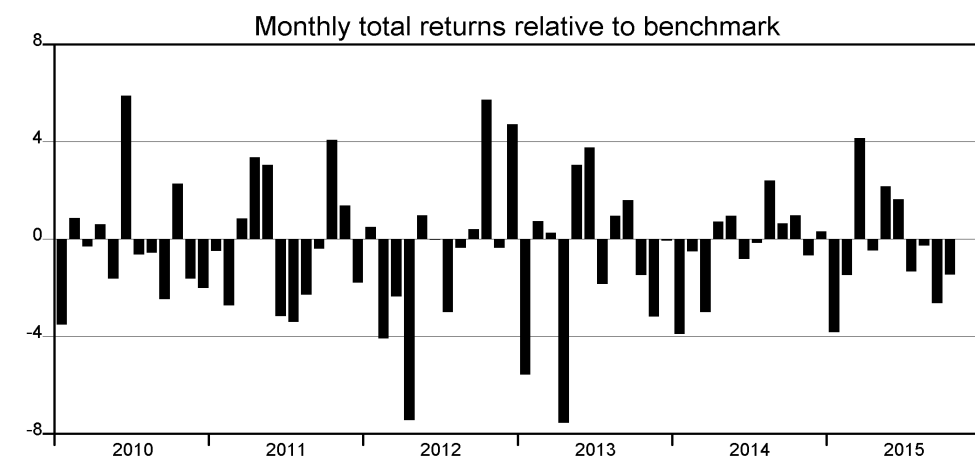


# Directory

SOLVALOR 61



	■	▲	◆	□	△	◇
60 months						
Max Gain	5.70	5.25	2.54	4.88	6.38	10.41
Max Loss	-6.71	-7.38	-2.21	-6.88	-7.11	-8.52
Max Drawdown	-16.39	-8.76	-2.21	-7.28	-10.44	-10.90
Max Rel Return	5.88		5.17	1.21	2.61	9.92
Min Rel Return	-7.56		-2.71	-0.99	-2.45	-2.93
Std Deviation <sup>1</sup>	9.36	7.91	2.97	7.19	8.61	8.73
Tracking Error <sup>1</sup>	9.45		5.19	1.38	3.77	7.37
Correlation	0.42		0.96	0.99	0.90	0.61
R <sup>2</sup> adjusted <sup>2</sup>	0.15		0.91	0.98	0.80	0.35
Beta <sup>2</sup>	0.49		0.36	0.90	0.98	0.66
Bear Beta <sup>2</sup>	0.78		0.37	0.93	0.99	0.97
Bull Beta <sup>2</sup>	0.94		0.39	0.90	0.95	0.44
Sharpe Ratio <sup>1,2</sup>	0.03		1.83	0.80	0.77	0.92
Inform Ratio <sup>1</sup>	-0.59		-0.08	-0.01	0.21	0.29
Treynor Ratio <sup>1,2</sup>	0.51		15.19	6.47	6.77	12.03
Sortino Ratio <sup>1,2</sup>						
Jensens Alpha <sup>1,2</sup>	-2.62		3.34	0.59	0.93	4.12



Legend:	■ SOLVALOR 61	▲ DB Rued Blass Immobilienfonds CH Idx unweighted TR	◆ Lipper Schweiz - Real Estate Switzerland	□ SXI Real Estate Funds TR	△ UBS (CH) Property Fd-Swiss Mixed 'Sima'	◇ LA FONCIERE
---------	---------------	--	--	----------------------------	---	---------------

<sup>1</sup>) annualized <sup>2</sup>) LIBOR CHF 3 Month

