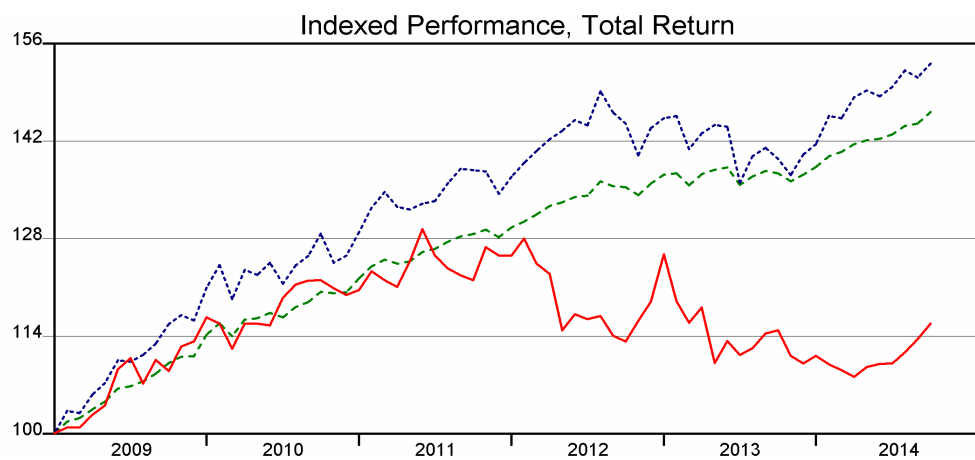
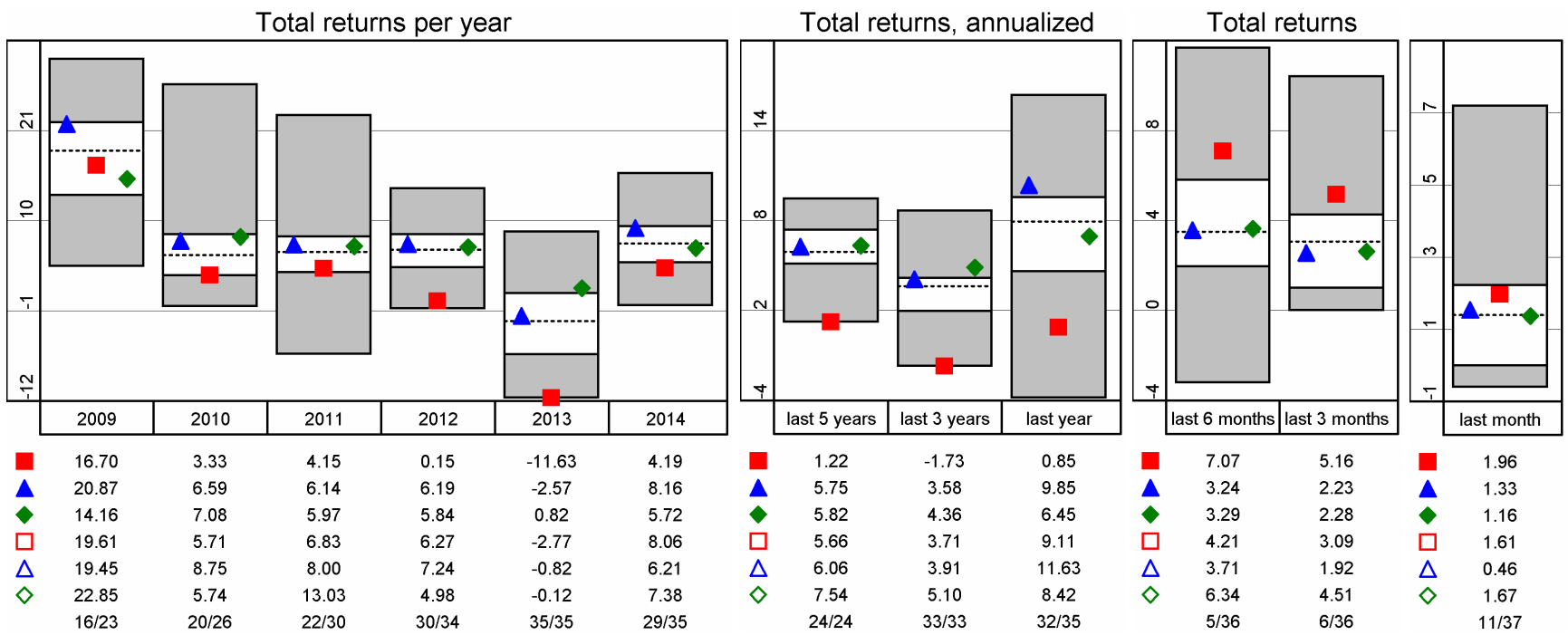


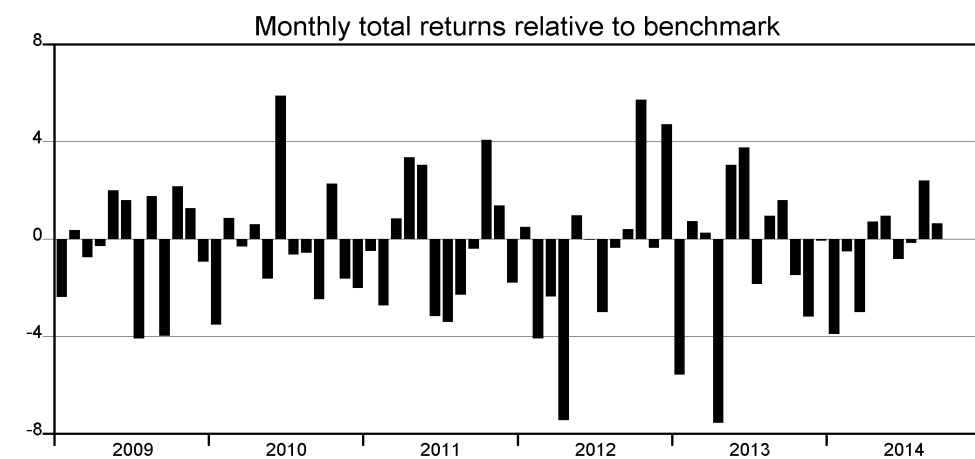
Directory

SOLVALOR 61



- SOLVALOR 61
- ▲ DB Rued Blass Immobilienfonds CH Idx unweighted TR
- ◆ Lipper Schweiz - Real Estate Switzerland
- SXI Real Estate Funds TR
- △ UBS (CH) Property Fd-Swiss Mixed 'Sima'
- ◇ LA FONCIERE

60 months	■	▲	◆	□	△	◇
Max Gain	5.70	4.01	2.80	3.79	4.30	10.26
Max Loss	-6.71	-5.54	-1.78	-4.33	-4.52	-2.83
Max Drawdown	-16.39	-8.76	-1.78	-7.28	-6.59	-4.30
Max Rel Return	5.88		3.76	1.21	2.61	6.25
Min Rel Return	-7.56		-1.90	-0.99	-2.88	-5.75
Std Deviation ¹	8.45	6.87	2.87	6.06	7.28	7.05
Tracking Error ¹	9.68		4.30	1.37	4.16	5.89
Correlation	0.22		0.94	0.99	0.83	0.64
R ² adjusted ²	0.02		0.89	0.97	0.68	0.38
Beta ²	0.27		0.39	0.87	0.88	0.64
Bear Beta ²	0.62		0.40	0.89	0.74	0.43
Bull Beta ²	0.88		0.47	0.90	0.74	1.28
Sharpe Ratio ^{1,2}	0.13		1.95	0.89	0.79	1.04
Inform Ratio ¹	-0.45		0.02	-0.06	0.07	0.29
Treynor Ratio ^{1,2}	4.04		14.20	6.23	6.58	11.30
Sortino Ratio ^{1,2}						
Jensens Alpha ^{1,2}	-0.40		3.41	0.64	0.96	3.69



1) annualized 2) LIBOR CHF 3 Months

