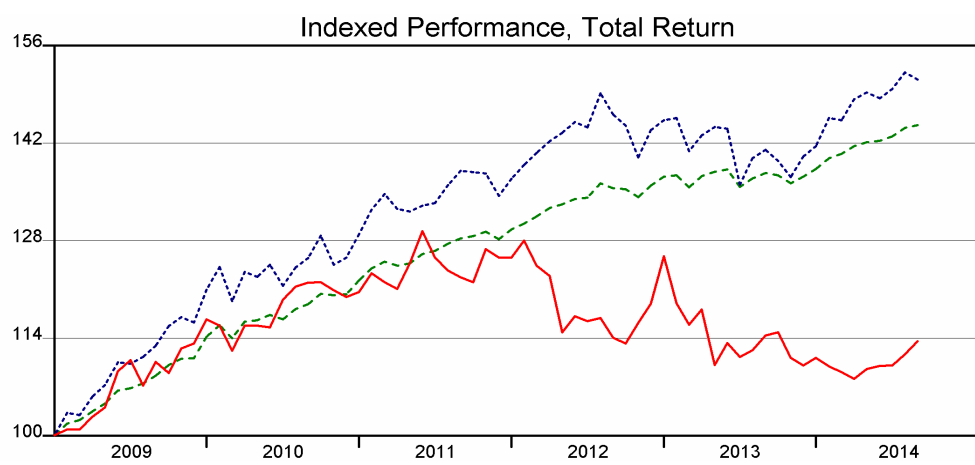
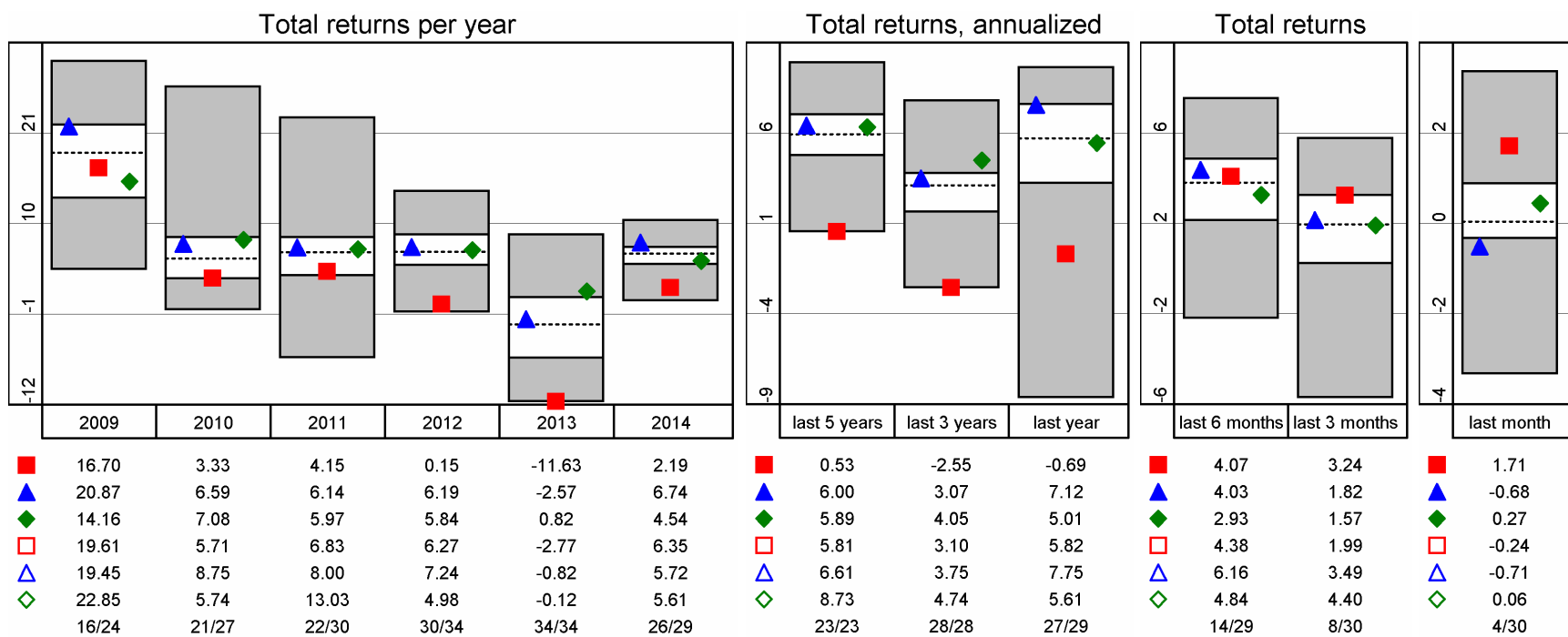
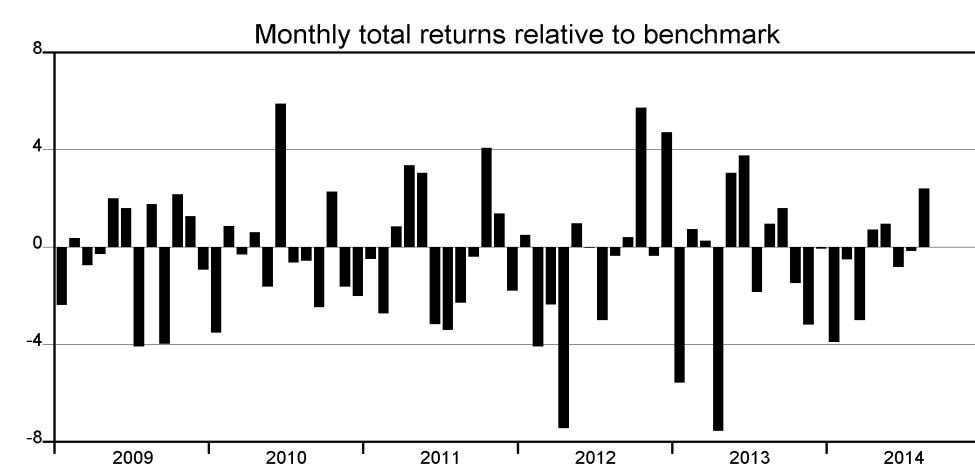


Directory

SOLVALOR 61



| | ■ SOLVALOR 61 | ▲ DB Rued Blass Immobilienfonds CH Idx unweighted TR | ◆ Lipper Schweiz - Real Estate Switzerland | □ SXI Real Estate Funds TR | △ UBS (CH) Property Fd-Swiss Mixed 'Sima' | ◇ LA FONCIERE |
|--------------------------------------|---------------|--|--|----------------------------|---|---------------|
| 60 months | | | | | | |
| Max Gain | 5.70 | 4.01 | 2.80 | 3.79 | 4.30 | 10.26 |
| Max Loss | -6.71 | -5.54 | -1.78 | -4.33 | -4.52 | -2.83 |
| Max Drawdown | -16.39 | -8.76 | -1.78 | -7.28 | -6.59 | -4.30 |
| Max Rel Return | 5.88 | | 3.76 | 1.21 | 2.61 | 6.25 |
| Min Rel Return | -7.56 | | -1.90 | -0.99 | -2.88 | -5.75 |
| Std Deviation ¹ | 8.44 | 6.92 | 2.89 | 6.09 | 7.38 | 7.66 |
| Tracking Error ¹ | 9.80 | | 4.32 | 1.36 | 4.15 | 6.22 |
| Correlation | 0.21 | | 0.94 | 0.99 | 0.83 | 0.63 |
| R ² adjusted ² | 0.01 | | 0.89 | 0.97 | 0.68 | 0.38 |
| Beta ² | 0.25 | | 0.39 | 0.87 | 0.89 | 0.68 |
| Bear Beta ² | 0.62 | | 0.40 | 0.89 | 0.74 | 0.43 |
| Bull Beta ² | 0.85 | | 0.48 | 0.90 | 0.75 | 1.41 |
| Sharpe Ratio ^{1,2} | 0.05 | | 1.96 | 0.91 | 0.85 | 1.11 |
| Inform Ratio ¹ | -0.54 | | -0.03 | -0.14 | 0.14 | 0.41 |
| Treynor Ratio ^{1,2} | 1.72 | | 14.35 | 6.40 | 7.09 | 12.19 |
| Sortino Ratio ^{1,2} | | | | | | |
| Jensens Alpha ^{1,2} | -1.01 | | 3.37 | 0.58 | 1.21 | 4.38 |



| | | | | | | |
|--------------------------------------|--------|-------|-------|-------|-------|-------|
| Max Gain | 5.70 | 4.01 | 2.80 | 3.79 | 4.30 | 10.26 |
| Max Loss | -6.71 | -5.54 | -1.78 | -4.33 | -4.52 | -2.83 |
| Max Drawdown | -16.39 | -8.76 | -1.78 | -7.28 | -6.59 | -4.30 |
| Max Rel Return | 5.88 | | 3.76 | 1.21 | 2.61 | 6.25 |
| Min Rel Return | -7.56 | | -1.90 | -0.99 | -2.88 | -5.75 |
| Std Deviation ¹ | 8.44 | 6.92 | 2.89 | 6.09 | 7.38 | 7.66 |
| Tracking Error ¹ | 9.80 | | 4.32 | 1.36 | 4.15 | 6.22 |
| Correlation | 0.21 | | 0.94 | 0.99 | 0.83 | 0.63 |
| R ² adjusted ² | 0.01 | | 0.89 | 0.97 | 0.68 | 0.38 |
| Beta ² | 0.25 | | 0.39 | 0.87 | 0.89 | 0.68 |
| Bear Beta ² | 0.62 | | 0.40 | 0.89 | 0.74 | 0.43 |
| Bull Beta ² | 0.85 | | 0.48 | 0.90 | 0.75 | 1.41 |
| Sharpe Ratio ^{1,2} | 0.05 | | 1.96 | 0.91 | 0.85 | 1.11 |
| Inform Ratio ¹ | -0.54 | | -0.03 | -0.14 | 0.14 | 0.41 |
| Treynor Ratio ^{1,2} | 1.72 | | 14.35 | 6.40 | 7.09 | 12.19 |
| Sortino Ratio ^{1,2} | | | | | | |
| Jensens Alpha ^{1,2} | -1.01 | | 3.37 | 0.58 | 1.21 | 4.38 |

¹) annualized ²) LIBOR CHF 3 Months

