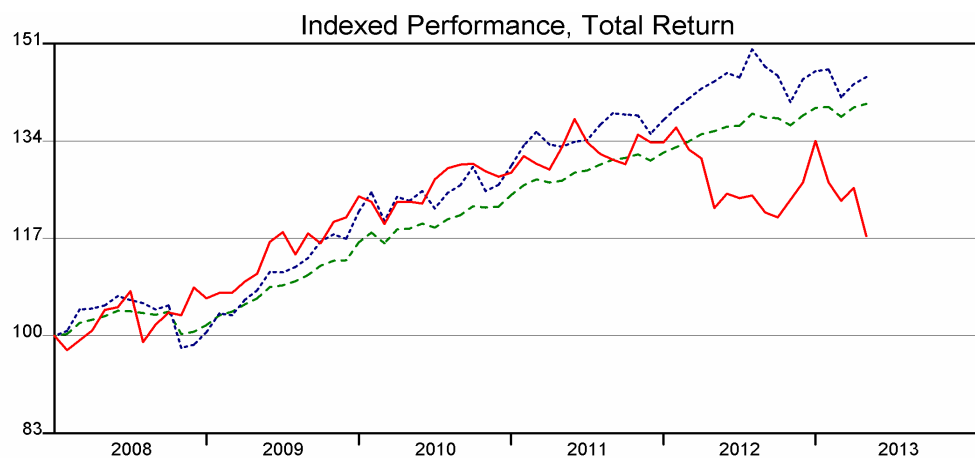
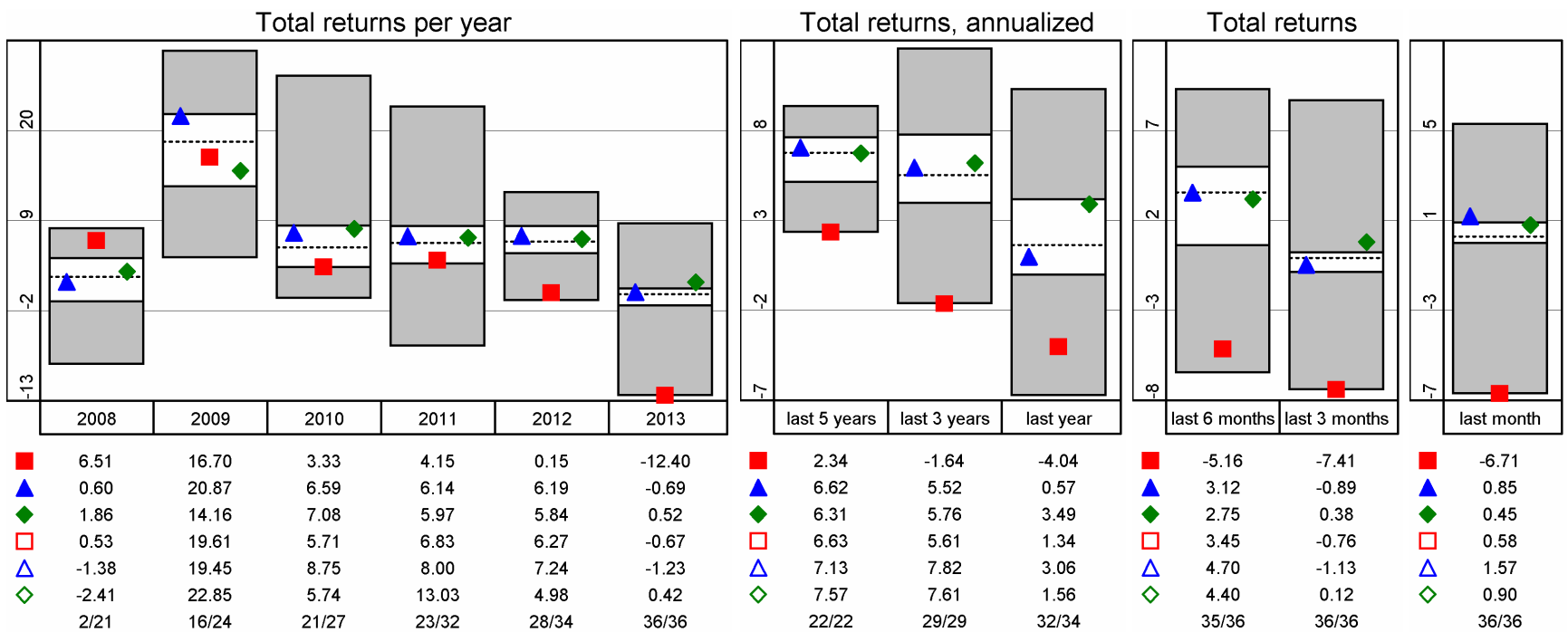
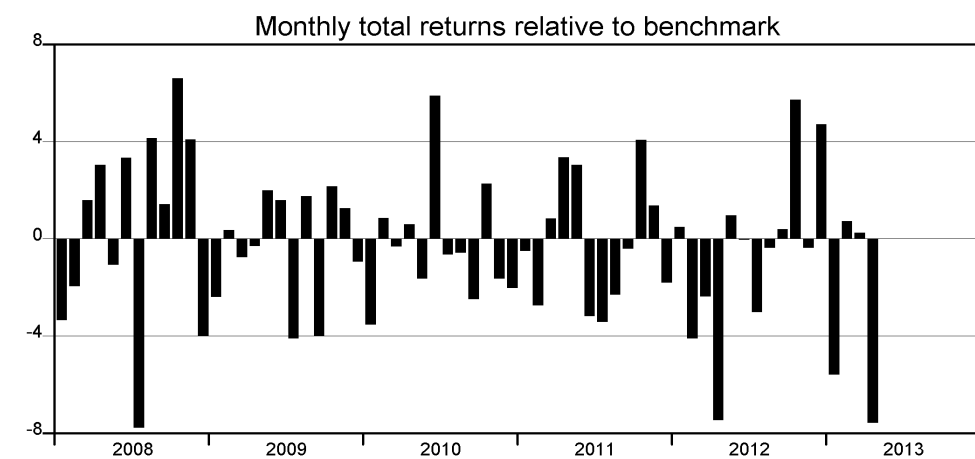


Directory

SOLVALOR 61



	■	▲	◆	□	△	◇
60 months						
Max Gain	5.70	4.01	2.80	3.79	4.93	10.26
Max Loss	-8.26	-7.04	-3.75	-5.97	-5.64	-10.58
Max Drawdown	-14.83	-8.49	-3.89	-6.68	-7.89	-15.32
Max Rel Return	6.59		3.29	1.06	2.61	6.25
Min Rel Return	-7.77		-1.90	-0.82	-2.95	-5.75
Std Deviation ¹	9.86	7.23	3.40	6.45	7.93	10.14
Tracking Error ¹	11.14		4.12	1.21	4.35	6.75
Correlation	0.19		0.96	0.99	0.84	0.75
R ² adjusted ²	0.00		0.91	0.98	0.70	0.55
Beta ²	0.27		0.45	0.88	0.92	1.05
Bear Beta ²	0.27		0.52	0.89	0.74	1.13
Bull Beta ²	0.93		0.52	0.94	0.96	1.45
Sharpe Ratio ^{1,2}	0.18		1.61	0.91	0.80	0.66
Inform Ratio ¹	-0.37		-0.07	0.00	0.11	0.13
Treynor Ratio ^{1,2}	6.82		12.34	6.70	6.96	6.49
Sortino Ratio ^{1,2}						
Jensens Alpha ^{1,2}	0.24		2.93	0.70	0.97	0.60



60 months	■	▲	◆	□	△	◇
Max Gain	5.70	4.01	2.80	3.79	4.93	10.26
Max Loss	-8.26	-7.04	-3.75	-5.97	-5.64	-10.58
Max Drawdown	-14.83	-8.49	-3.89	-6.68	-7.89	-15.32
Max Rel Return	6.59		3.29	1.06	2.61	6.25
Min Rel Return	-7.77		-1.90	-0.82	-2.95	-5.75
Std Deviation ¹	9.86	7.23	3.40	6.45	7.93	10.14
Tracking Error ¹	11.14		4.12	1.21	4.35	6.75
Correlation	0.19		0.96	0.99	0.84	0.75
R ² adjusted ²	0.00		0.91	0.98	0.70	0.55
Beta ²	0.27		0.45	0.88	0.92	1.05
Bear Beta ²	0.27		0.52	0.89	0.74	1.13
Bull Beta ²	0.93		0.52	0.94	0.96	1.45
Sharpe Ratio ^{1,2}	0.18		1.61	0.91	0.80	0.66
Inform Ratio ¹	-0.37		-0.07	0.00	0.11	0.13
Treynor Ratio ^{1,2}	6.82		12.34	6.70	6.96	6.49
Sortino Ratio ^{1,2}						
Jensens Alpha ^{1,2}	0.24		2.93	0.70	0.97	0.60

¹) annualized ²) LIBOR CHF 3 Months

