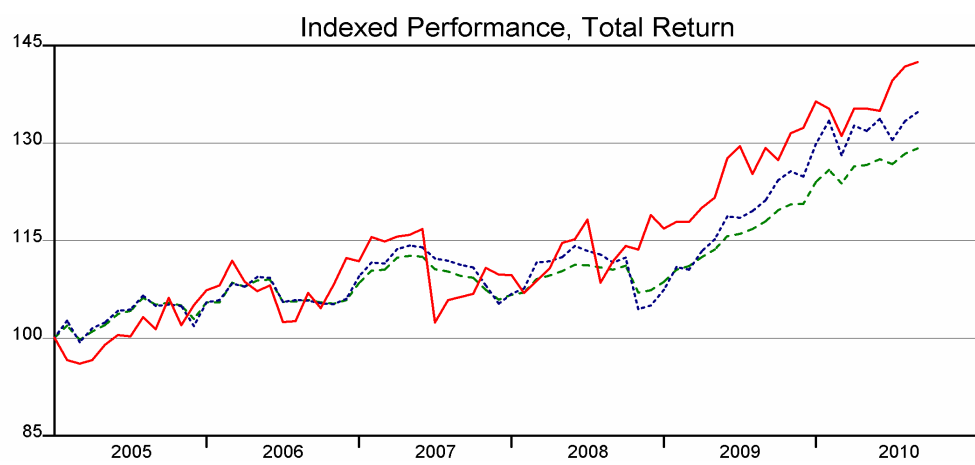
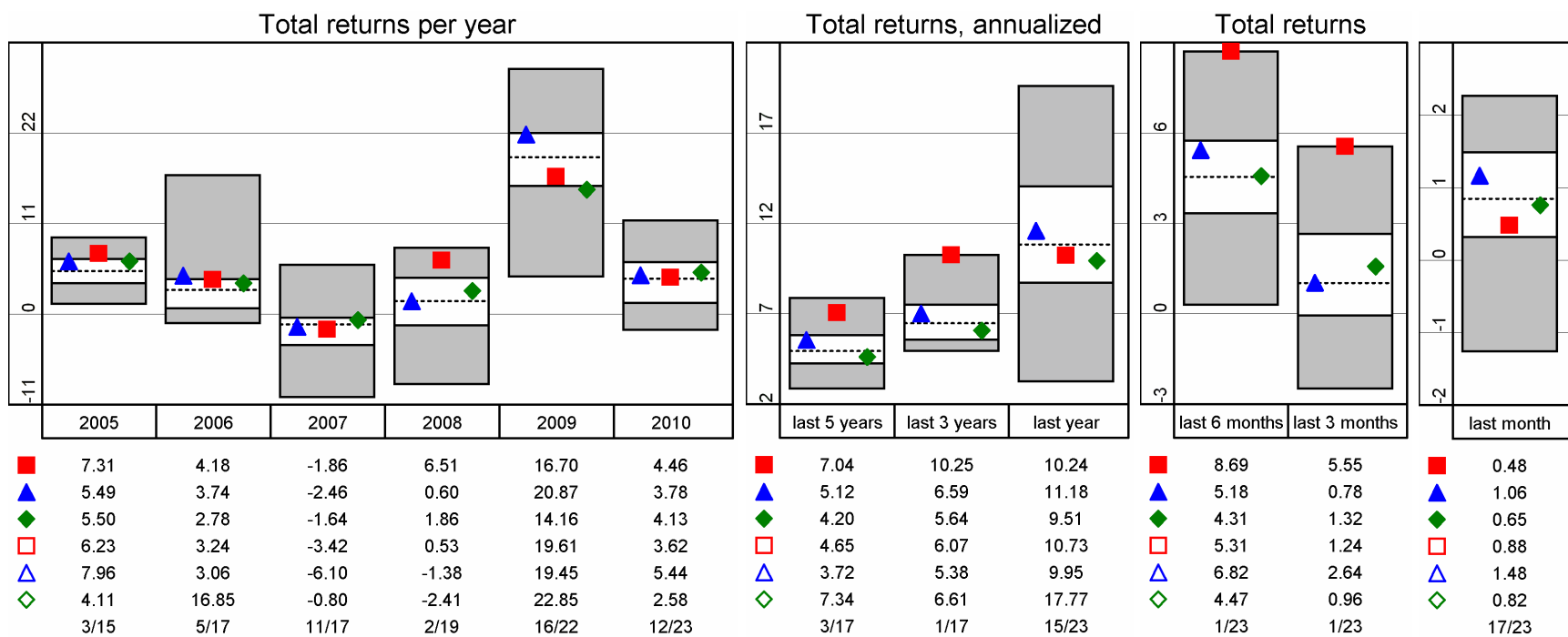
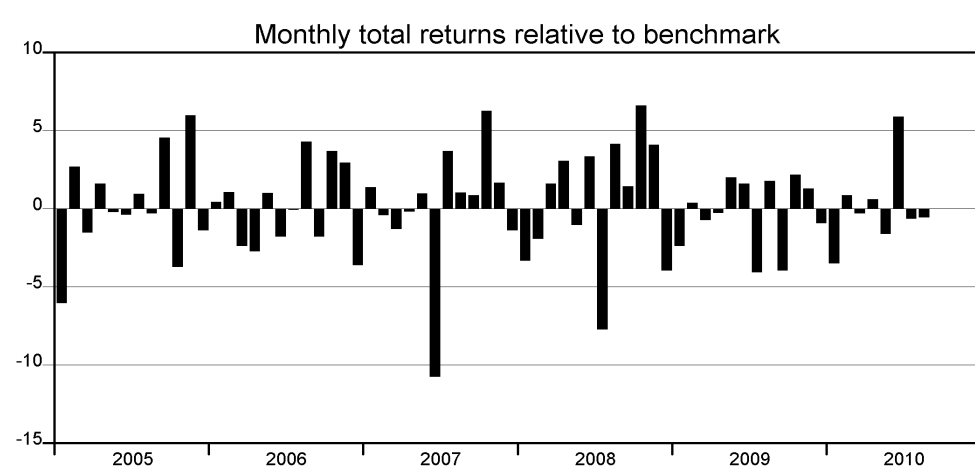


Directory

SOLVALOR 61



	SOLVALOR 61	Rued Blass Immobilienfonds Index unweighted TR	Lipper Schweiz - Real Estate Switzerland	SXI Real Estate Funds TR	UBS (CH) Property Fd-Swiss Mixed 'Sima'	LA FONCIERE
60 months						
Max Gain	5.00	4.01	2.88	3.79	4.93	10.26
Max Loss	-12.27	-7.04	-3.75	-5.97	-5.64	-10.58
Max Drawdown	-12.27	-8.55	-5.96	-9.01	-13.82	-16.06
Max Rel Return	6.59		3.29	1.06	2.61	6.25
Min Rel Return	-10.79		-1.75	-0.86	-2.95	-5.75
Std Deviation ¹	10.76	7.08	4.47	6.49	7.91	10.89
Tracking Error ¹	11.50		3.17	1.43	4.63	7.08
Correlation	0.25		0.95	0.98	0.81	0.77
R ² adjusted ²	0.03		0.90	0.96	0.66	0.58
Beta ²	0.39		0.60	0.90	0.91	1.18
Bear Beta ²	0.27		0.59	0.83	0.57	1.34
Bull Beta ²	0.15		0.65	0.95	0.99	1.15
Sharpe Ratio ^{1,2}	0.48		0.58	0.46	0.27	0.51
Inform Ratio ¹	0.16		-0.28	-0.31	-0.29	0.29
Treynor Ratio ^{1,2}	13.49		4.35	3.40	2.40	4.75
Sortino Ratio ^{1,2}	0.36		0.50	0.47	0.30	0.43
Jensens Alpha ^{1,2}	3.93		0.51	-0.10	-1.01	1.46



	SOLVALOR 61	Rued Blass Immobilienfonds Index unweighted TR	Lipper Schweiz - Real Estate Switzerland	SXI Real Estate Funds TR	UBS (CH) Property Fd-Swiss Mixed 'Sima'	LA FONCIERE
60 months						
Max Gain	5.00	4.01	2.88	3.79	4.93	10.26
Max Loss	-12.27	-7.04	-3.75	-5.97	-5.64	-10.58
Max Drawdown	-12.27	-8.55	-5.96	-9.01	-13.82	-16.06
Max Rel Return	6.59		3.29	1.06	2.61	6.25
Min Rel Return	-10.79		-1.75	-0.86	-2.95	-5.75
Std Deviation ¹	10.76	7.08	4.47	6.49	7.91	10.89
Tracking Error ¹	11.50		3.17	1.43	4.63	7.08
Correlation	0.25		0.95	0.98	0.81	0.77
R ² adjusted ²	0.03		0.90	0.96	0.66	0.58
Beta ²	0.39		0.60	0.90	0.91	1.18
Bear Beta ²	0.27		0.59	0.83	0.57	1.34
Bull Beta ²	0.15		0.65	0.95	0.99	1.15
Sharpe Ratio ^{1,2}	0.48		0.58	0.46	0.27	0.51
Inform Ratio ¹	0.16		-0.28	-0.31	-0.29	0.29
Treynor Ratio ^{1,2}	13.49		4.35	3.40	2.40	4.75
Sortino Ratio ^{1,2}	0.36		0.50	0.47	0.30	0.43
Jensens Alpha ^{1,2}	3.93		0.51	-0.10	-1.01	1.46

¹) annualized ²) LIBOR CHF 3 Months

