



MOBILE SUBSTATIONS TRAILER AND SKID

TGOOD

Energy, Fast!

tgood.com

Global leader in E-House and prefabricated substation solutions

PRODUCT OVERVIEW

- Custom configurable skid-mounted and trailer-mounted designs.
- Best-in-class lead times measured in weeks, not months.
- Exceptional weatherproofing with strong condensation and corrosion resistance.
- High voltage gas insulated switchgear up to 145 kV available.
- Air insulated switchgear up to 40.5 kV available.
- Standard designs comply with best international building codes; compliance with specific regional codes available.
- Trailers designed to US DOT and other international standards on request.
- Factory certification of trailer for highway use available for many countries.



40.5kV Skid Mounted Substations at Open Pit Coal Mine

KEY BENEFITS

SPEED

- › Many substation solutions ready to depart factory in as little as six weeks.
- › Field ready solutions pre-commissioned in factory for deployment in as little as 24 hours.
- › Overhead incoming line bushings for fast cable connection; quick connect high voltage couplers also available.
- › Compact gas insulated switchgear modules greatly reduce substation footprint.

QUALITY

- › Exceptional weatherproofing with strong condensation and corrosion resistance.
- › Manufactured and tested in an ISO 9001 factory environment.
- › Optional five-year warranty.

VERSATILITY

- › Ideal for temporary power solutions, mining, oil & gas, and emergency substation replacements.
- › Quickly moved and reconfigured as project needs change, daily or weekly as required.
- › Modular designs and collapsible skid mounts enable rapid reconfiguration.
- › Shock absorbing design allows for transport over rough terrain.

Founded in 2004 by a forward-thinking team of German and Chinese engineers, TGOOD has grown to become a world leader in prefabricated substations

TYPICAL SUBSTATION STRUCTURE

- 110kV/10kV Skid-Mounted Substation Dimensions (Single Transformer)
10m Length, 6.5m Width, 8.5m Height
- 145kV Trailer-Mounted Substation Dimensions (Single Transformer)
14m Length, 3.2m Width
- Underframe Structure: 300mm x 200mm HSS Steel
- Electrical Cabinet Construction: 4mm Cold-Rolled Steel Plate
- Wall Construction: 2.5mm Cold-Rolled Steel Plate
- Roof Panel Construction: 2mm Cold-Rolled Steel Plate






S33

高压
危险

高压
危险

Our insulation methods effectively eliminate thermal bridging across steel parts, providing the best overall thermal performance in the E-House industry

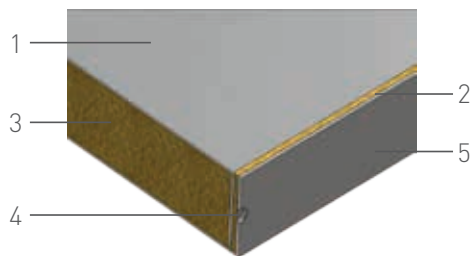
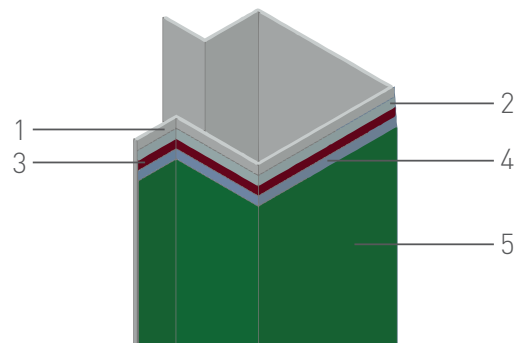


INSULATION DETAIL: CORNER COLUMN

1. Thermal Barrier
2. Spot Weld
3. Injected Foam Insulation
4. Internal Metal Surface
5. External Metal Surface

LAYERED ANTI-CORROSION TECHNOLOGY

1. Sandblasted Steel Frame
2. Hot Zinc Layer
3. Zinc + Paint Layer
4. Epoxy Coating
5. Hammertone Finish



INSULATION DETAIL: PANEL

1. Internal Metal Skin
2. Thermal Barrier
3. Injected Foam Insulation
4. Spot Weld
5. External Metal Skin

TYPICAL SPECIFICATIONS

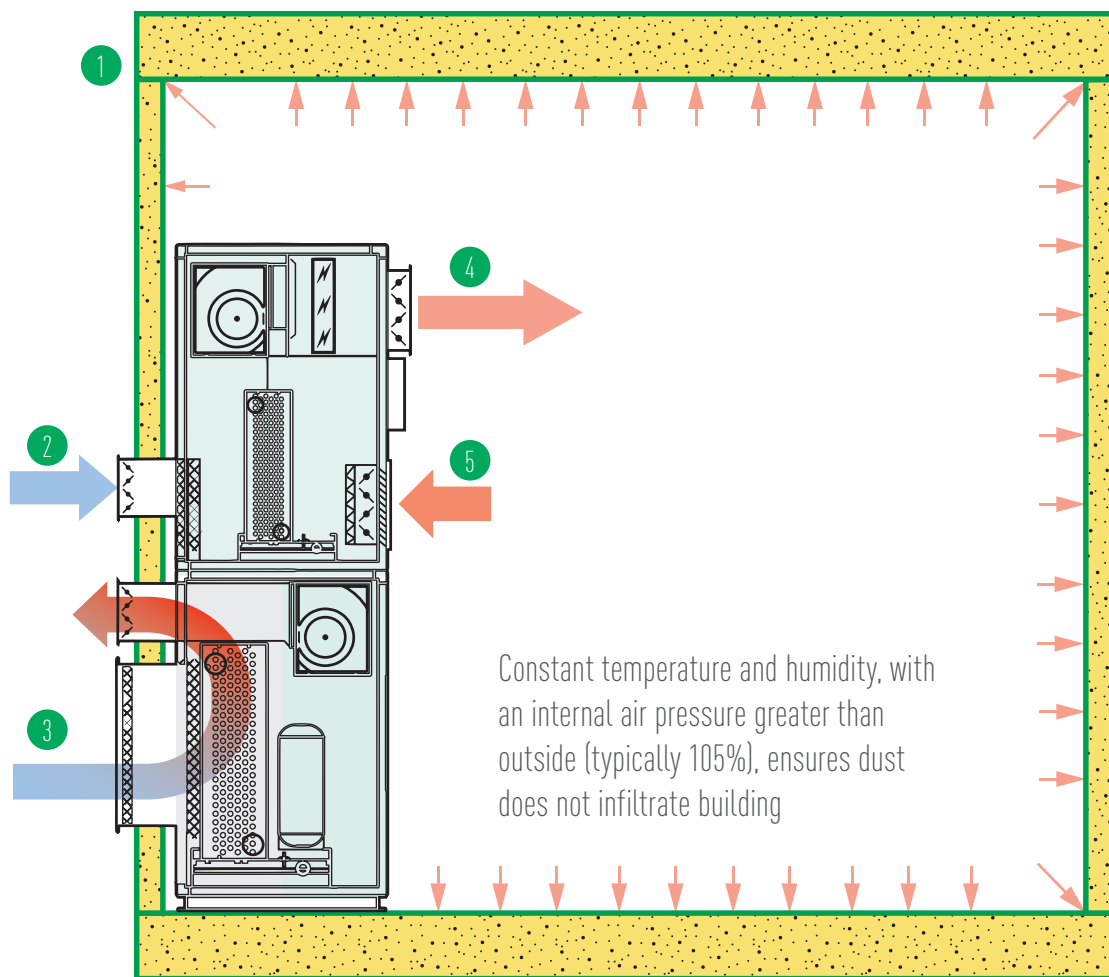
- Protection Level: IP54 Min.
- Impact Resistant - 20 J Min.
- Thermal Conductivity - 0.025 W/m • ° C Min.
- Anti-Corrosion Zinc Protection – 30 Yrs. (Stainless Steel Optional)
- Sound Barrier Technology – 40 dB Min. (Optional)
- Pressurization – 20 Pa Max. (Optional)
- Fire Rating - 2 hr. (Optional)
- Battery Backup Of Secondary Electrical Equipment: 8 Hours or as required
- GIS, Metal-Clad and Metal-Enclosed Switchgear up to 145 kV, 4000A
- Dry Type Transformers up to 4 MVA Mounted on Single Skid/Trailer
- Oil Filled Transformers up to 32 MVA Mounted on Single Skid/Trailer
- Transformers up to 70 MVA Mounted on Separate Skid/Trailer
- Motor Control Centers (MCCs) and Variable Frequency Drives (VFDs)
- UPS & Battery Backup Systems
- SCADA, PLC, RTU, DCS
- Integration and Installation of Customer Supplied Equipment



ANCILLARY EQUIPMENT

- > Heating, Ventilation and Air Conditioning (HVAC)
- > Environmental Temperature and Moisture Control
- > Fire Alarm
- > Fire Suppression
- > Inside Overhead Lighting
- > Emergency Lighting
- > Outside Lighting
- > Roof Mounted Solar Panels
- > Hydraulically Operated Terminal Structure
- > Arc Flash Venting
- > Quick Connect Medium-Voltage Cable Couplers
- > Hydraulic Leveling System (Trailer Substation)
- > Withdrawable Steps
- > External Ladders

> Positive Pressure Environmental Control System



1. Foam-Insulated Panels (with Bridge-Cutoff Insulation Technology)
2. Make-up air from outside
3. Heat pump exhaust, shown cooling building
4. Return air (inside air combined with make-up air to maintain positive-pressure environment)
5. Inside air

We measure delivery and installation times in weeks, not months

TYPICAL TRAILER SPECIFICATIONS

Specification	Rating
Payload	65000kg
Tare Weight	30000kg
Gross Weight	95000kg
Load of Truck Bridge	13000kg
Hydraulic Gooseneck Rated Load	25000kg-35000kg
Suspension	Spring, Air Ride
Brake System	Air





195598

中国电建

TGQDMK100010



www.tgood.com

TGOOD Global Ltd.
Unit B, 8/F, Shun Ho Tower,
24-30 Ice House Street,
Central, Hong Kong

Tel: + 852 2393 8005
Fax: + 852 2393 8808
sales@tgood.com