



General Features

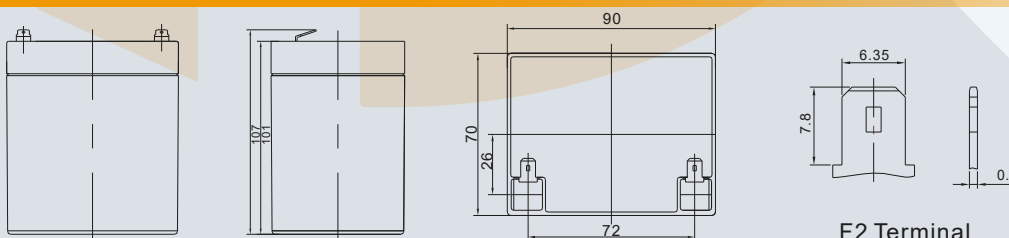
HR (High Rate) series Valve Regulated Lead Acid (VRLA) battery is designed for heavy load discharge applications with 8 years design life in float service. By using strong grids, thick plate and specially designed active material. It is with lower I.R, lower self discharge rate, high power, and longer service life. The HR series battery offers 30% more power output than the standard series. It is suitable for high power standby used, such as datacenter, UPS, EPS etc.



Specification

Cells Per Unit	6
Voltage Per Unit	12V
Capacity	22W@15min-rate to 1.67V per cell @25°C
Weight	Approx. 1.55Kg (Tolerance ±5%)
Internal Resistance	≤ 30.0 mΩ (Full Charge Condition @25°C)
Terminal	Default F2
Max. Discharge Current	55A (5 sec)
Short Circuit Current	280A
Design Life	8 years
Max. Charging Current	1.65 A
Reference Capacity	C10 5.1Ah C20 5.5Ah
Standby Use Voltage	13.7 V~13.9 V @ 25°C Temperature Compensation: -3mV/°C/Cell
Cycle Use Voltage	14.6 V~14.8 V @ 25 °C Temperature Compensation: -4mV/°C/Cell
Operating Temperature Range	Discharge: -20 °C~60 °C Charge: 0°C~50°C Storage: -20°C~60°C
Normal Operating Temperature Range	25°C ± 5°C
Self Discharge	Valve Regulated Lead Acid (VRLA) batteries can be stored for up to 6 months at 25°C and then recharging is recommended. Monthly Self-discharge ratio is less than 3% at 25°C Please charge batteries before using.
Container Material	A.B.S. UL94-HB, UL94-V0 Optional.

Dimensions



Length	90±1.5mm (3.54 inches)
Width	70±1.5mm (2.76 inches)
Height	101±1.5mm (3.98 inches)
Total Height	107±1.5mm (4.21 inches)
Terminal	Value
M5	6~7 N*m
M6	8~10 N*m
M8	10~12 N*m

Unit: mm

The Crown of Power Solution

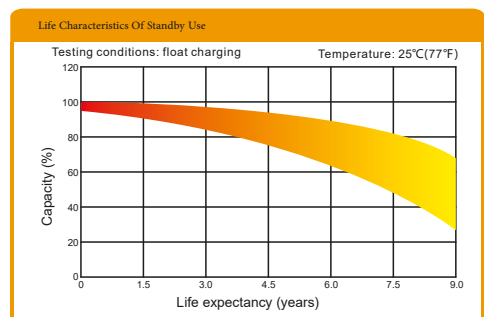
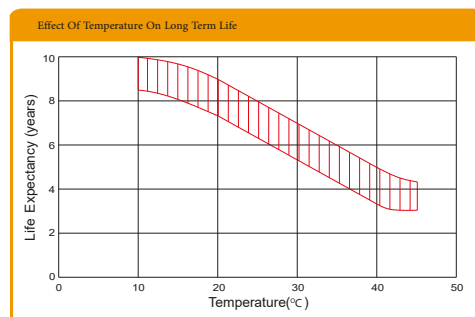
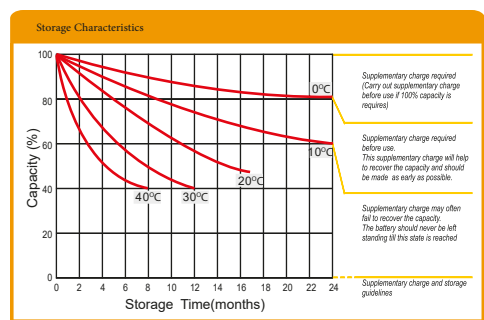
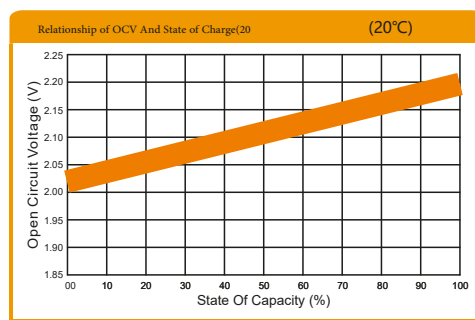
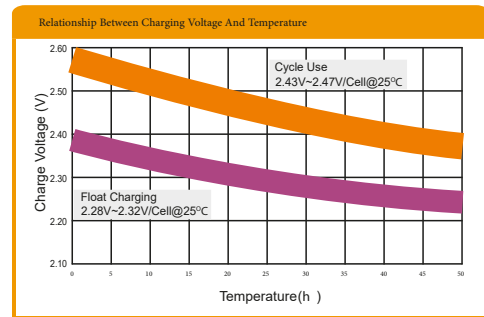
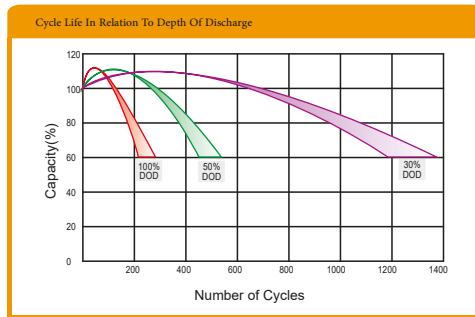
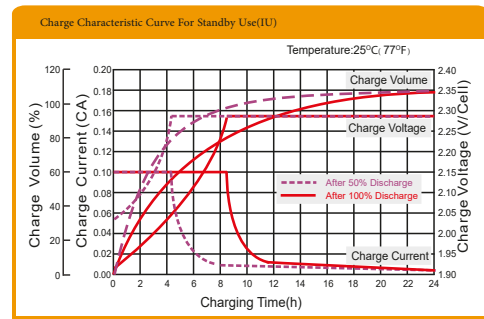
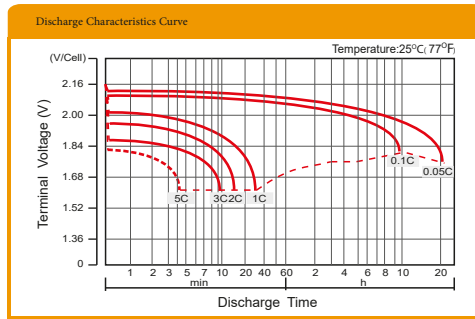


Constant Current Discharge Characteristics : A (25 °C)

F.V/Time	3MIN	5MIN	8MIN	10MIN	15MIN	20MIN	30MIN	60MIN	90MIN
1.60V	28.69	25.22	20.15	17.27	12.74	10.01	7.136	4.002	2.837
1.67V	26.03	22.88	18.43	15.92	11.92	9.453	6.762	3.814	2.715
1.70V	24.91	21.90	17.69	15.34	11.55	9.201	6.594	3.731	2.665
1.75V	23.07	20.28	16.48	14.38	10.91	8.742	6.319	3.606	2.584
1.80V	21.13	18.58	15.24	13.41	10.36	8.330	6.043	3.470	2.492
1.85V	18.07	15.88	12.98	11.39	8.883	7.235	5.344	3.137	2.280

Constant Power Discharge Characteristics : W/Cell (25°C)

F.V/Time	3MIN	5MIN	8MIN	10MIN	15MIN	20MIN	30MIN	60MIN	90MIN
1.60V	51.55	45.32	36.34	31.26	23.28	18.44	13.19	7.503	5.370
1.67V	47.37	41.64	33.68	29.24	22.00	17.60	12.70	7.222	5.187
1.70V	45.74	40.20	32.60	28.37	21.54	17.22	12.40	7.107	5.106
1.75V	42.77	37.60	30.71	26.92	20.53	16.57	12.01	6.909	4.975
1.80V	39.71	34.91	28.73	25.38	19.62	15.91	11.61	6.711	4.843
1.85V	34.51	30.33	24.82	21.81	17.05	13.95	10.33	6.107	4.448



The Crown of Power Solution