



FERDINAND-SCHULTZE-STRASSE 15-25
HAUS 3 | AUFGANG A | ERDGESCHOSS

WE 3 A 0.1

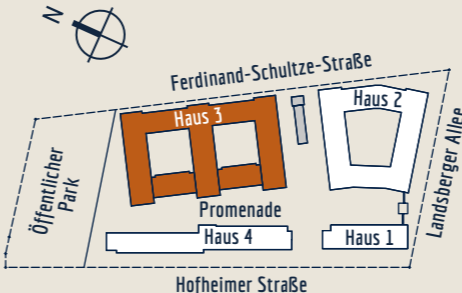
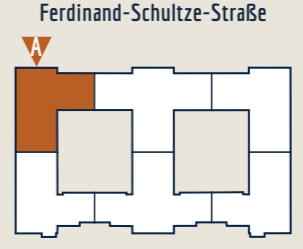
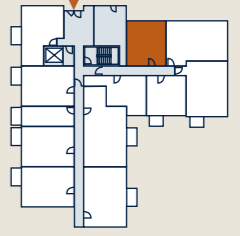
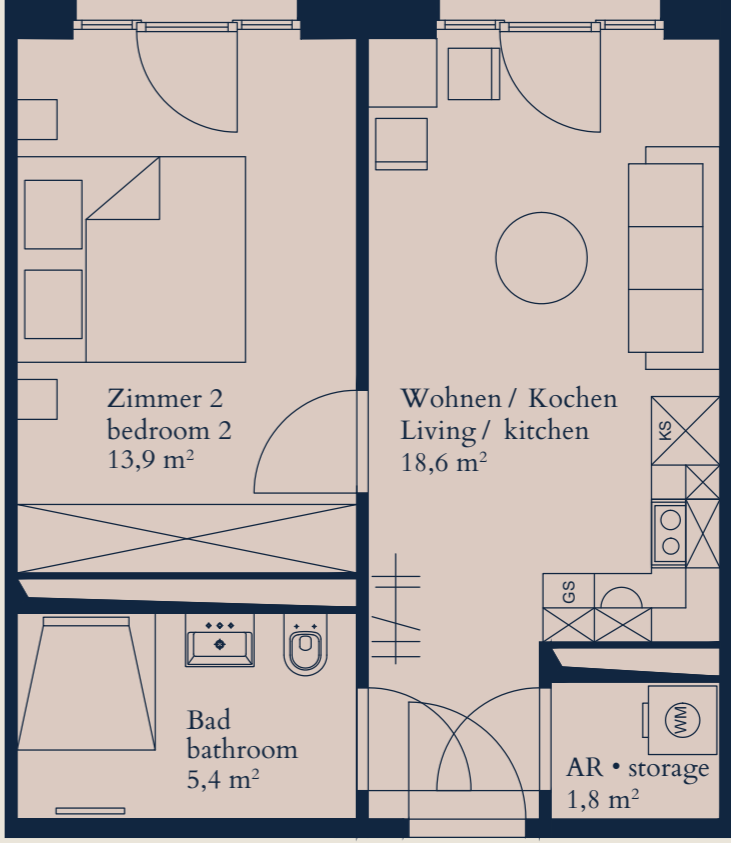
2 ZIMMER | 39,7 m²
TYP 2B-2 | AUSSTATTUNGSLINIE B
BARRIEREFREI



HOUSE 3 | STAIRCASE A | GROUND FLOOR

1-BEDROOM-APARTMENT

TYPE 2B-2 | APT. 3 A 0.1 | 39,7 m² | FITTING B | BARRIER-FREE

Zimmer 2
bedroom 2
13,9 m²

Wohnen / Kochen
Living / kitchen
18,6 m²

Bad
bathroom
5,4 m²

AR • storage
1,8 m²



Die Balkone/Terrassen werden zu 50 % und der Privatgarten zu 25 % in die Wohnfläche eingerechnet. |
The balconies/terraces are included in the living area at 50% and the private garden at 25%.