

PARALENZ® DIVE CAMERA

PRE-DIVE CHECKLIST

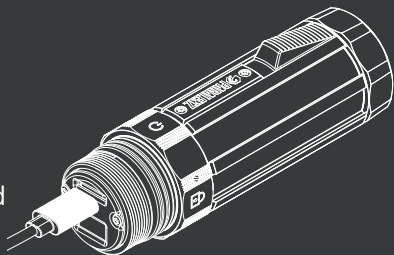


O-RINGS

The camera will flood if the O-rings are not maintained! Make sure your O-rings are clean, intact and lubricated.

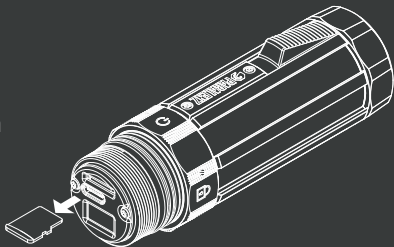
BATTERY

The battery lets the camera record for 3+ hours at 1080p! But only if it is fully charged. Make sure the battery is charged before you enter the water.



SD-CARD

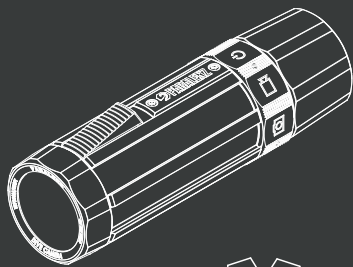
A full memory card is as useful as no memory card! Make sure to empty the SD-card after each export. Keep your SD-cards organized inside the included protection pouch.



TURN PAPER TO SEE MORE

LENS

All waters looks murky with a dirty lens! Make sure your lens is clean and has no scratches.



SETTINGS

Time-lapse is cool, but not through a dive! Make sure you have the camera set exactly how you want it.



MOUNTING

Losing your camera is not nice! Make sure the camera is correctly attached to the mount. Please read the mounting instructions in the manual before attempting to attach the camera to the mount.

