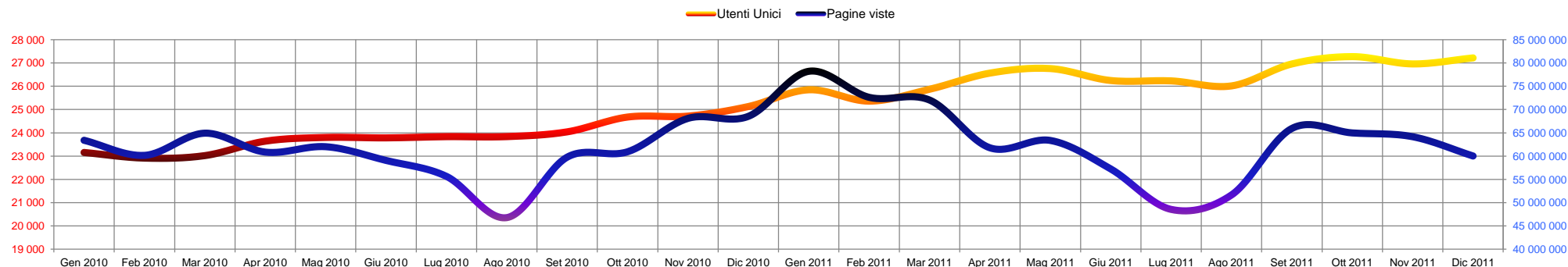


(.000)	Individui +2 anni	Donne +14 anni	Uomini +14 anni
Pagine Viste	60 020 907	26 921 263	30 641 071
IGRP	109 638	112 657	129 570
% anno -1	-12%	-7%	-16%
% mese -1	-6%	-9%	-5%

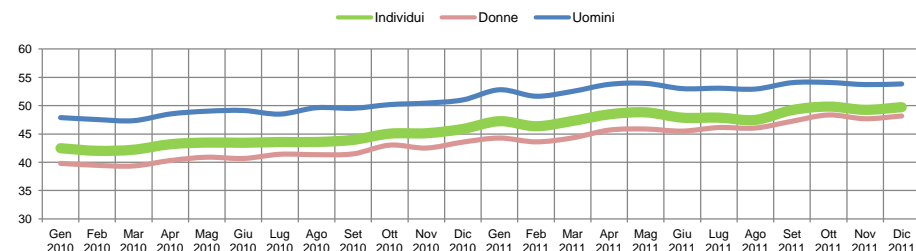
	Individui +2 anni	Donne +14 anni	Uomini +14 anni
Utenti Unici	27 218	11 518	12 723
% Reach	49.7	48.2	53.8
% anno -1	+8%	+11%	+5%
% mese -1	+1%	+1%	+0%

% Reach	< 14 a.	15-24 a.	25-34 a.	35-44 a.	45-54 a.	> 55 a.
Femmine	41.8	68.1	70.1	66.8	52.9	17.2
% anno -1	+14%	+9%	+11%	+8%	+8%	+18%
Maschi	40.9	65.2	61.7	66.6	63.3	32.0
% anno -1	+15%	+6%	-3%	+7%	+7%	+11%

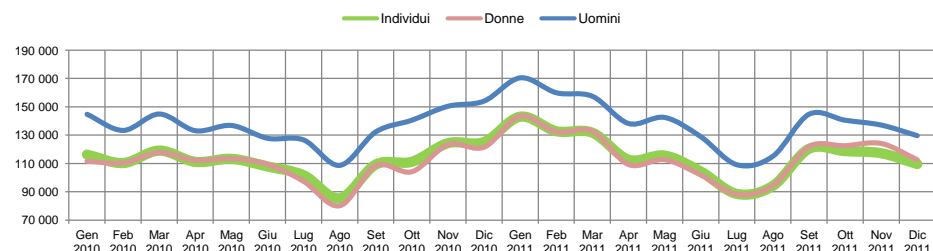
Trend mensile



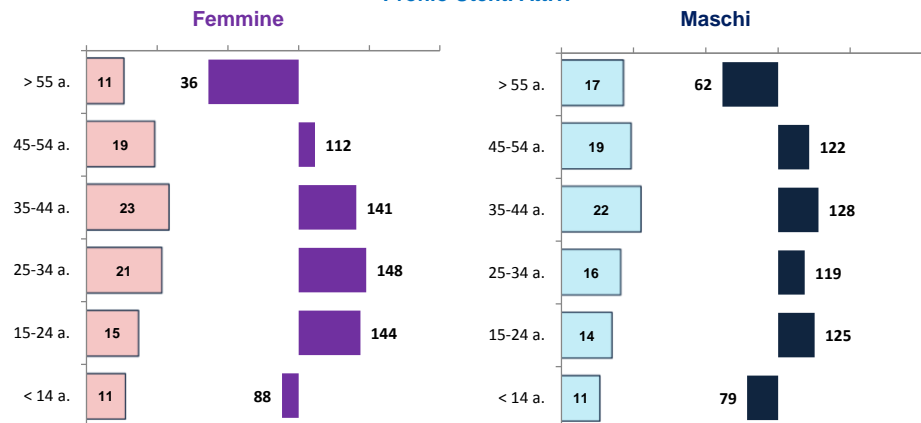
Trend mensile Utenti Unici (% Reach)



Trend mensile Pagine Viste (iGRP)



Profilo Utenti Attivi



Profilo Pagine Viste

