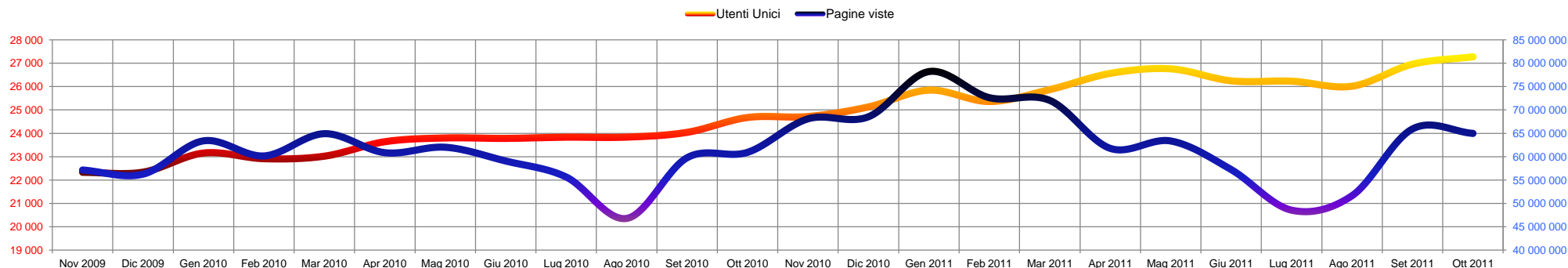


(.000)	Individui +2 anni	Donne +14 anni	Uomini +14 anni
Pagine Viste	64 977 697	29 356 175	33 259 836
IGRP	118 693	122 561	140 475
% anno -1	+7%	+18%	-0%
% mese -1	-1%	+1%	-3%

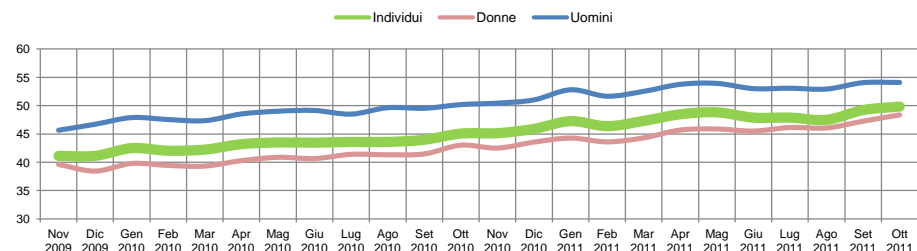
	Individui +2 anni	Donne +14 anni	Uomini +14 anni
Utenti Unici	27 274	11 585	12 799
% Reach	49.8	48.4	54.1
% anno -1	+11%	+12%	+8%
% mese -1	+1%	+2%	+0%

% Reach	< 14 a.	15-24 a.	25-34 a.	35-44 a.	45-54 a.	> 55 a.
Femmine	41.3	68.6	69.5	67.8	52.9	17.2
% anno -1	+24%	+10%	+13%	+11%	+10%	+18%
Maschi	40.0	66.1	62.7	66.5	62.8	32.2
% anno -1	+14%	+9%	+2%	+8%	+8%	+12%

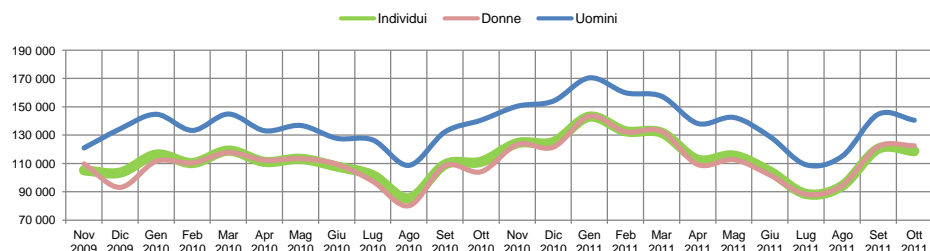
Trend mensile



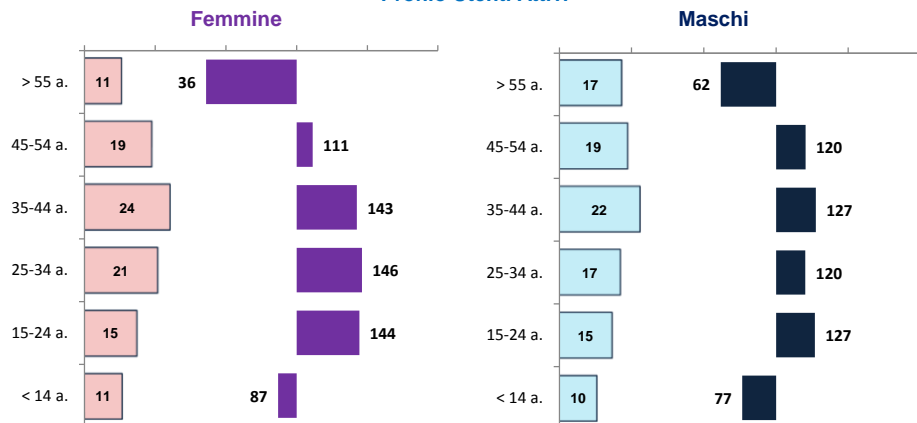
Trend mensile Utenti Unici (% Reach)



Trend mensile Pagine Viste (iGRP)



Profilo Utenti Attivi



Profilo Pagine Viste

