

CONTENTS

Working with the chord chart	2
C	5
C [#] /D ^b	13
D	21
D [#] /E ^b	29
E	37
F	45
F [#] /G ^b	53
G	61
G [#] /A ^b	69
A	77
A [#] /B ^b	85
B	93
Powerchords	101
Slash-Chords	107
Chord-Shapes	111
Chord-Symbol-Chart	114
Chord-Scale-Chart	116

All Rights reserved
Copyright © 1995 by
AMA Verlag GmbH
Postfach 1168
D-50301 Brühl
Germany

Coverdesign: Patrizia Obst, Cologne
DTP: René Teichgräber
Print: Merkur Druck, Duisburg
Printed in Germany

ISBN 3-927190-61-6


C
C
D
D
D
E
E
F
F
G
G
G
A
A
A
B
B

Working with the Chord Chart


This guitar chord chart represents a collection of the most important chords used by guitarists in rock-, pop and jazz music. The chord chart is chromatically arranged in all keys, so that each chord can be found easily. The chords within a key are listed in the order major, minor, dominant seventh and diminished chords.

The Chord Diagrammes

The chord diagrammes are made up of six horizontal lines, which represent the strings:



The vertical lines represent the frets and the spaces between two frets where fingering takes place:



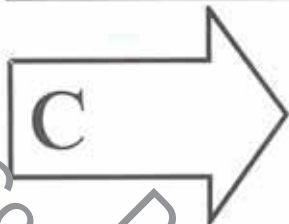
The fingers of the **fingering hand** are numbered as follows:

- ① = Index finger
- ② = middle finger
- ③ = ring finger
- ④ = little finger

The **thumb** of the fingering hand is not used according to the Classical fingering technique and can therefore be excluded.

Grundton C

Dur-Familie



0.

E	3
G	5
A	1
C	3
E	1
G	2
X	X

3.

G	5
E	3
C	1
G	5
X	X
X	X

3.

G	5
A	3
C	1
G	5
X	X

5.

C	1
E	3
C	1
G	5
X	X
X	X

8.

C	1
G	5
E	3
C	1
X	X
X	X

8.

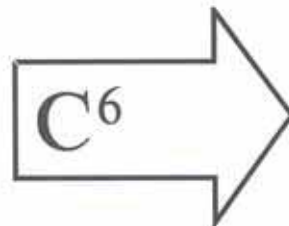
C	1
E	5
G	3
C	1
G	5
C	1

10.

C	3
E	1
C	1
X	X
X	X

12.

E	3
C	1
G	5
E	3
X	X
X	X



0.

E	3
A	6
A	6
C	3
E	1
G	5
X	X

ohne 5

2.

X	X
E	3
A	6
G	5
C	1
X	X

3.

A	6
E	3
C	1
G	5
C	1
X	X

5.

A	6
E	3
C	1
G	5
X	X
X	X

7.

X	X
G	5
E	3
A	6
X	X
C	1

8.

C	1
A	6
E	3
C	1
X	X
X	X

ohne 5

9.

X	X
A	6
E	3
C	1
G	5
X	X

10.

E	3
A	6
C	5
G	1
X	X
X	X

Copyright 1995 by AMA-Gitarren-Griffabelle Verlag GmbH

Cm^{7/11}

3.

G	5
F ^b	b3
B ^b	b7
F	11
C	1
X	X

6.

B ^b	b7
F	11
F ^b	b3
C	1
X	X
X	X

ohne 5

6.

X	X
F	11
F ^b	b3
B ^b	b7
X	X
C	1

ohne 5

Cm¹¹

5.

D	9
G	5
F ^b	b3
B ^b	b7
F	11
C	1

Grundton C

Dom⁷-Familie

C⁷

3.

X	X
B ^b	b7
E	3
B	7
E	3
C	1
X	X

ohne 5

3.

G	5
E	3
B ^b	b7
G	5
C	1
X	X

3.

B ^b	b7
E	3
C	1
G	5
C	1
X	X

5.

B ^b	b7
E	3
B	7
E	3
C	1
X	X

8.

C	1
G	5
E	3
B ^b	b7
X	X
X	X

3 im Bass

8.

C	1
B ^b	b7
E	3
C	1
X	X
X	X

ohne 5

8.

C	1
G	5
E	3
B ^b	b7
G	5
C	1

8.

C	1
B ^b	b7
E	3
B ^b	b7
G	5
C	1

10.

E	3
B ^b	b7
G	5
C	1
X	X
X	X

13.

G	5
C	1
B ^b	b7
E	3
X	X
X	X

3 im Bass

Copyright 1995 by AMA-Verlag GmbH
 Die AMA-Gitarren-Griffabelle

Grundton C

Halbvermindert-Familie

Cm 7b5

2.

G [♯]	b5
E [♯]	b3
B [♯]	b7
C	1
X	X

3.

X	X
E [♯]	b3
B [♯]	b7
G [♯]	b5
C	1
X	X

7.

X	X
G [♯]	b5
E [♯]	b3
B [♯]	b7
C	1
X	X

8.

C	1
B [♯]	b7
E [♯]	b3
C	1
G [♯]	b5
C	1

10.

E [♯]	b3
B [♯]	b7
G [♯]	b5
C	1
X	X
X	X

Grundton C

Vermindert-Familie

C⁰

3.

X	X
E [♯]	b3
G [♯]	b5
C	1
X	X

8.

X	X
E [♯]	b3
C	1
G [♯]	b5
C	1

11.

E [♯]	b3
C	1
G [♯]	b5
E [♯]	b3
X	X
X	X

C⁰7

2.

G [♯]	b5
E [♯]	b3
A	bb7
G [♯]	b5
C	1
X	X

2a.

X	X
E [♯]	b3
A	bb7
G [♯]	b5
C	1
X	X

4.

A	bb7
E [♯]	b3
C	1
G [♯]	b5
X	X
X	X

7.

C	1
G [♯]	b5
E [♯]	b3
A	bb7
X	X
X	X

7.

X	X
G ²	b5
E ²	b3
A	b ^b 7
X	X
C	1

8.

C	1
A	b ^b 7
E ²	b3
C	1
G ²	b5
C	1

10.

E ²	b3
A	b ^b 7
G ²	b5
C	1
X	X
X	X

Grundton C

Weitere Dreiklänge

C

1.

X	X
C	1
G ²	#5
E	3
C	1
X	X

5.

X	X
E	3
C	1
G ²	#5
E	3
C	1

8.

C	1
G ²	#5
E	3
C	1
X	X
X	X

C sus 4

C	1
G ²	#5
E	3
C	1
X	X
X	X

3.

G	5
F	an4
C	1
G	5
C	1
X	X

5.

C	1
F	an4
C	1
G	5
X	X
X	X

8.

C	1
G ²	#5
E	3
C	1
X	X
X	X

10.

F	an4
C	1
G	5
C	1
X	X
X	X

C sus 2

C	1
G ²	#5
E	3
C	1
X	X
X	X

3.

G	5
D	2
C	1
G	5
C	1
X	X

5.

X	X
X	X
C	1
C	1
G	5
D	2
C	1

10.

D	2
C	1
G	5
C	1
X	X
X	X