

# CARTRAIN DIAGNOSTICS AND MAINTENANCE FOR HIGH-VOLTAGE BATTERIES

Safe handling and diagnostics as performed in practice



# WORKING WITH AN AUTHENTIC HV BATTERY



Students work directly on a high-voltage battery. The system is setup to work exactly like a real working high voltage battery. Students can take measurements and troubleshoot all the way down to the actual cells that even includes how to replace and repair a high-voltage battery.

Included fault simulation prepares students for real world diagnostics. Students gain real world trouble shooting skills necessary to work safely on expensive high-voltage batteries.

## Training contents

- Authentic high-voltage battery
  - 16 Lithium ion cells
  - 8 Temperature sensors
  - Cells and sensors can be dismantled
  - Interlock
- Disconnection of high-voltage systems
  - Diagnosis-based disconnection and isolation
  - Disconnection by removal of service and maintenance plug
  - Disconnection for rescue personnel
- Measuring options
  - High-voltage battery disconnecting relay
  - High-voltage level and cell voltages
  - Interlock
- Charging infrastructure
  - AC charging types 1 and 2
  - CCS DC charging

Order no. CO3221-6S

# MAKING THE WORKING AREA SAFE

+ Certified components



When it comes to diagnostics on hybrid and electric vehicles, safety is absolutely paramount, especially when diagnostics or repairs need to be made on the battery itself.

In order to learn the necessary safety requirements and implement them accurately, the training system teaches the use of an overall, prescribed safety concept for work on high-voltage batteries.

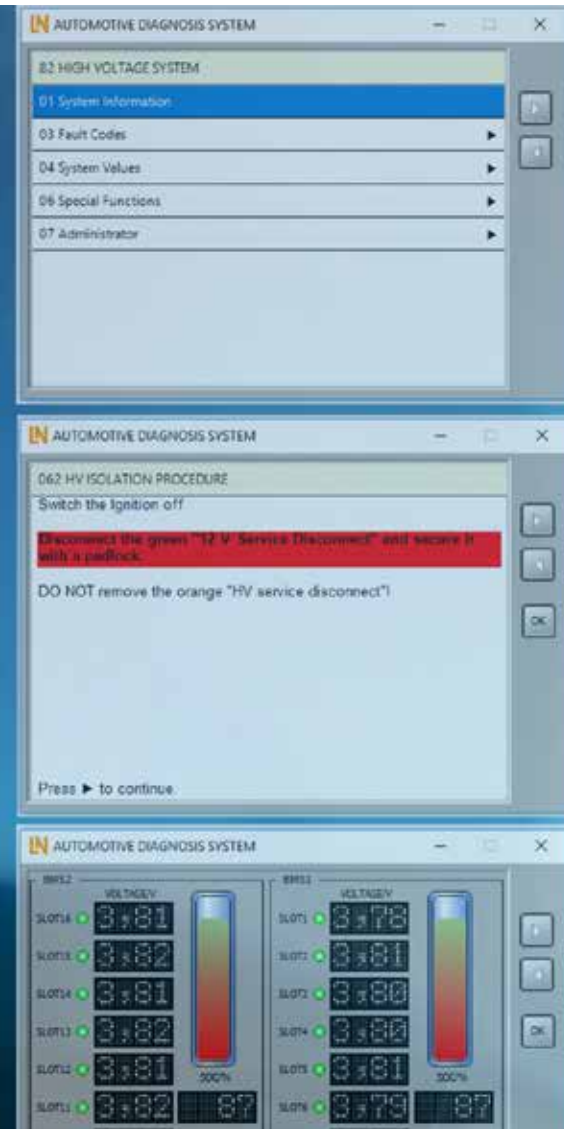
## Your benefits

- Personal protective equipment (PPE)
  - Practical application of protective equipment
  - Checking protective equipment
  - Certified components
  - Suitable for use with vehicles
- Safety zones
  - Setting up a safety zone
  - Certified components
  - Suitable for use in workshops
- Classification of high-voltage batteries
  - Operable condition
  - Critical condition

# BUILT-IN HV DIAGNOSTIC TESTER



Diagnostics just like in the workshop



The built-in diagnostic tester makes it possible to train and learn diagnostic procedures as used in real vehicle workshops.

For all diagnostic work, the key fault codes and actual values are provided, giving trainees essential diagnostic skills and teaching them how to handle measurements on high-voltage systems.

To perfect the authenticity of the practical work, the diagnostic tester includes a function for guiding students through the disconnection and isolation procedure for a high-voltage system. This procedure is standard nowadays for numerous vehicles.

## Training contents

- Built-in high-voltage diagnostic tester
  - Measurement of cell voltage
  - Measurement of internal resistance of cells
  - Reading and deleting DTCs (diagnostic trouble codes)
  - Measurement of battery currents
  - Establishing „state of charge“
- Guided disconnection
  - Disconnection as handled in practice via diagnostic tester
  - Built-in voltage measurement for verification
  - Hands-on description of procedure



# DIAGNOSTICS ON HV BATTERIES

**+** Safe training system



In conjunction with safety clothing and equipment plus the high-voltage diagnostic tester, the training system provides unique diagnostic capability closely aligned to authentic practice.


In addition to the guided diagnostics, trainees can carry out a variety of measurements directly on the training system itself.

Measurements on the interlock system and the battery management system (BMS) for the high-voltage battery are a very special part of the training content. Focus is placed on the HC system relay and switching the high-voltage system on and off.

## Training contents

- Measurement of voltage in HV system
- Measurements on BMS
  - HV system relay
  - High-voltage capacitors
  - High-speed CAN bus
  - Pre-load phase
  - Active/passive discharge
- Measurements on interlock system
- Measurements on temperature sensors
- Measurements of supply voltage

# SIMULATION OF HV FAULTS COMMON IN WORKSHOPS



Our training system prepares students on how to work safely with high voltage batteries.

As soon as a fault is inserted from the digital course it is immediately available on the trainer.

The students can then begin to enter their results from the troubleshooting procedures that are finally stored into the student file. This information can be reviewed later by the instructor.

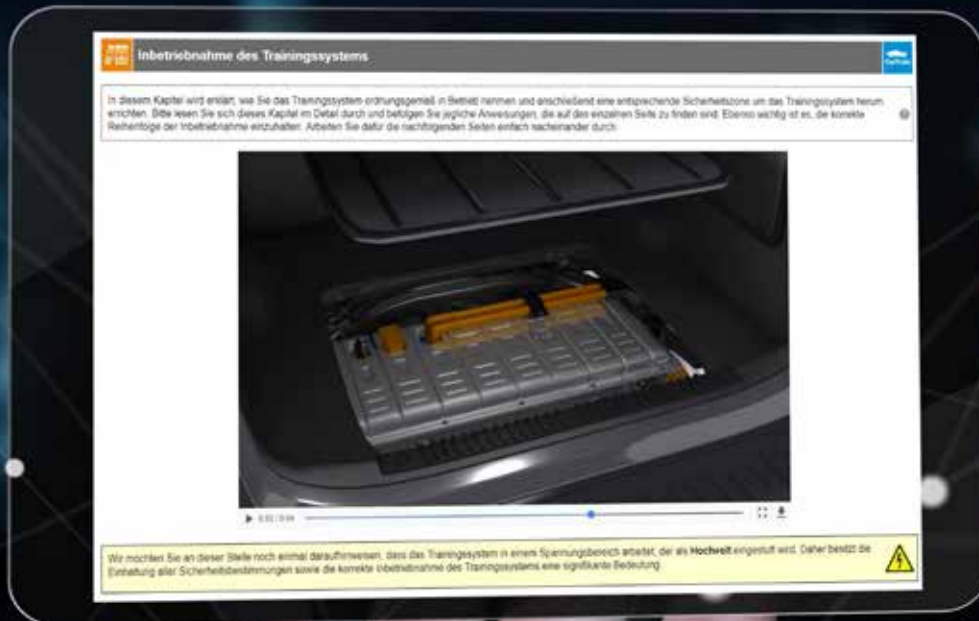
## Diagnostic contents

- Over 50 different diagnostic cases
- BMS faults
  - Temperature sensors
  - CAN bus
  - HV system relay
  - Battery cooling
- Interlock faults
  - Cover for HV battery
  - Service and maintenance plug
- Disconnection faults
  - Procedure
- HV battery faults
  - Lithium ion cells
  - Insulation resistance
  - Capacitors

# DIGITAL COURSE FOR ULTRA-MODERN EDUCATION



Let a whole class work simultaneously on just one vehicle



The measurement expansion package allows multiple trainees to carry out measurements and diagnoses on one and the same vehicle at the same time.

Up to six different signals are fed into the vehicle's signal interface and are then made available at the students' workplaces. The number of student measuring stations can be increased as needed. This makes it possible for a whole group of trainees to work on the same vehicle at once.

## Features

- Built-in signal interface
- Includes 6 external student measuring stations
- Parallel transmission of signals
- Custom extensibility
- Can be combined with training platform
- Built-in CAN interface





## LUCAS-NUELLE, INC.

3909 Midlands Road,  
Suite E Williamsburg,  
VA 23188  
phone: 804 794 2656  
email: [sales@lucas-nuelle.com](mailto:sales@lucas-nuelle.com)  
[www.lucas-nuelle.com](http://www.lucas-nuelle.com)