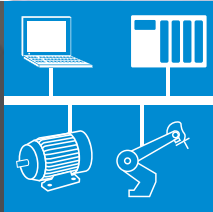




ERP



ERP LAB

The educationally designed ERP system

PROGRAMMING AND SETTING UP



Live production data:

- Station operating states
- Workpiece carrier position
- Magazine inventory levels

Django administration

Home | Factory | Segments

Select segment to change

Action: Go 0 of 17 selected

ID	PLANT	SEGMENT TYPE	STATE	NEXT SEGMENT	UPDATED	CREATE ORDER	CARRIER
<input type="checkbox"/> debug	Debug	Debug	0 Idle	-	Jan. 17, 2017, 10:03 a.m.		-
<input type="checkbox"/> dev1	Develop 1	Develop	0 Idle	-	April 3, 2017, 9:25 a.m.		C.dev1
<input type="checkbox"/> dev2	Develop 2	Develop	0 Idle	-	April 3, 2017, 9:26 a.m.		C.dev2
<input type="checkbox"/> dev3	Develop 3	Develop	0 Idle	-	April 3, 2017, 9:26 a.m.		C.dev3
<input type="checkbox"/> dev4	Develop 4	Develop	0 Idle	-	April 3, 2017, 9:26 a.m.		C.dev4
<input type="checkbox"/> dev5	Develop 5	Develop	0 Idle	-	April 3, 2017, 9:26 a.m.		C.dev5
<input type="checkbox"/> dev6	Develop 6	Develop	0 Idle	-	April 3, 2017, 9:26 a.m.		C.dev6
<input type="checkbox"/> dev7	Develop 7	Develop	0 Idle	-	April 3, 2017, 9:26 a.m.		C.dev7
<input type="checkbox"/> dev8	Develop 8	Develop	0 Idle	-	April 3, 2017, 9:26 a.m.		C.dev8
<input type="checkbox"/> IMS1	Lucas Nülle	LM9606/LM9619	4 Finish	IMS3A	Oct. 25, 2017, 11:35 a.m.		C:e004010029f18b
<input type="checkbox"/> IMS3A	Lucas Nülle	LM9680 - selecting	1 Reading	IMS3B	Oct. 25, 2017, 11:35 a.m.		C:e004010029f157
<input type="checkbox"/> IMS3B	Lucas Nülle	LM9680 - selecting	0 Idle	IMS4A	Oct. 25, 2017, 11:35 a.m.		-
<input type="checkbox"/> IMS4A	Lucas Nülle	LM9681 - assembly	0 Idle	IMS4B	Oct. 25, 2017, 11:35 a.m.		-
<input type="checkbox"/> IMS4B	Lucas Nülle	LM9681 - assembly	0 Idle	IMS5A	Oct. 25, 2017, 11:35 a.m.		-
<input type="checkbox"/> IMS5A	Lucas Nülle	LM9682 - processing	0 Idle	IMS5B	Oct. 25, 2017, 11:35 a.m.		-
<input type="checkbox"/> IMS5B	Lucas Nülle	LM9682-KUKA - processing	0 Idle	IMS7	Oct. 25, 2017, 11:36 a.m.		-
<input type="checkbox"/> IMS7	Lucas Nülle	LM9683 - handling	4 Finish	IMS1	Oct. 25, 2017, 11:36 a.m.		C:e0040100207e4e

17 segments

FILTER

By plant

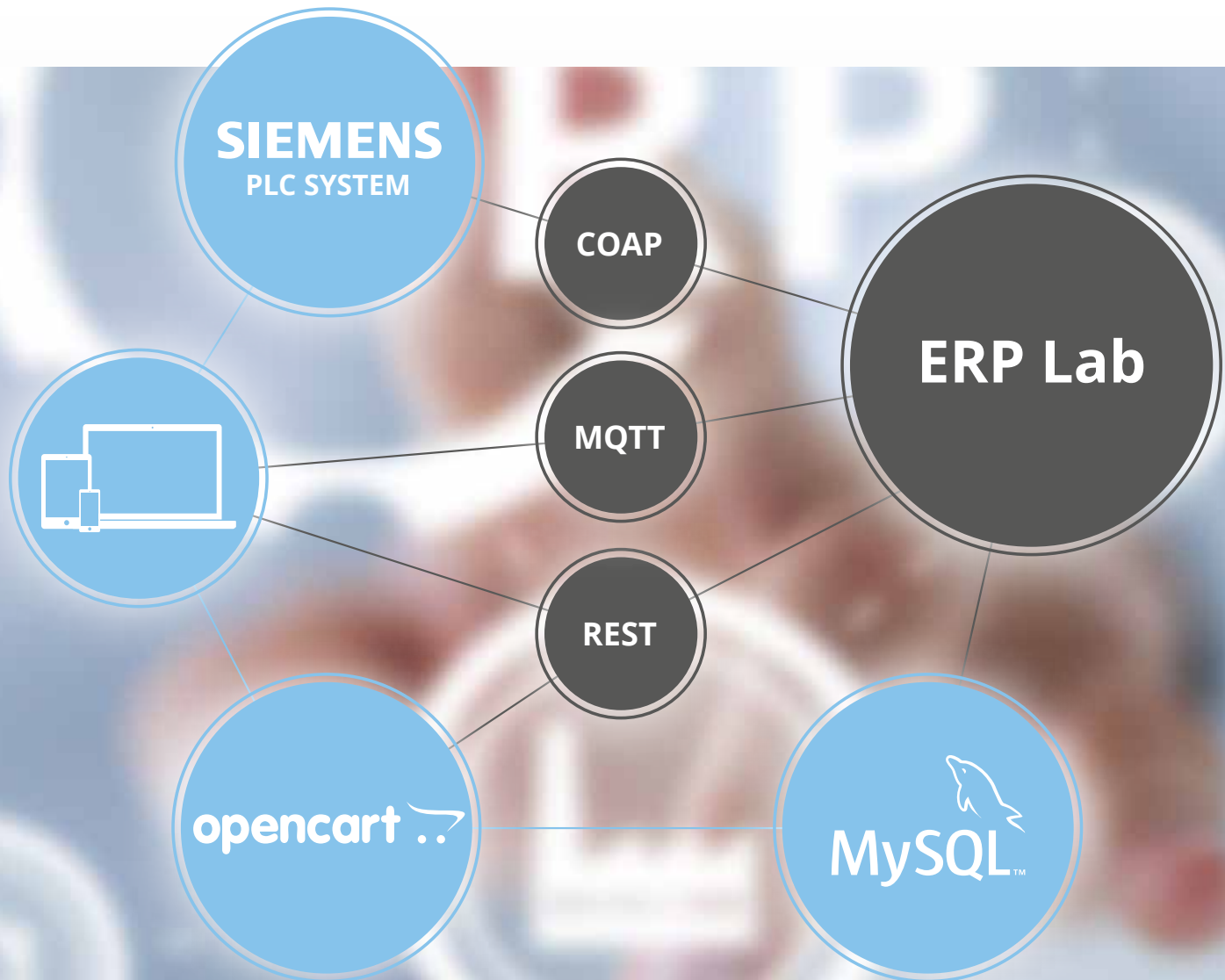
- All
- Debug
- Develop 1
- Develop 2
- Develop 3
- Develop 4
- Develop 5
- Develop 6
- Develop 7
- Develop 8
- Lucas Nülle

Unlike industrial ERP solutions, the ERP system from Lucas-Nuelle can be set up and programmed without any prolonged introductory phase. The corresponding course software describes how the ERP system works and assists the student in programming and configuration. In addition to handling basic questions, the course also covers communication with the IoT device.

Training content

- Manufacturing process
- Configuration of the ERP system
- Programming the programmable logic controls
- Communication with the IoT device
- Manufacturing two different products in twelve variations
- Merchandising system (thanks to fully integrated pricing model)

THE ERP LAB WITH FULLY INTEGRATED MES



In its function as a **Manufacturing Execution System (MES)** the ERP Lab monitors the entire process. As a server-based system it provides all production-relevant data within the Edge Cloud (Cloud services in the intranet) – ranging from the Webshop to the production process all the way to warehousing. The system also communicates with the programmable logic controls of the production line via the network.

Advantages

- Total process control
- Automatic filling level control (fill levels can be automatically updated via the IO link)
- Flexible: The production line can be re-configured and adapted to the ERP system with just a few hand movements

MySQL database

- Convenient access via default user interface
- Data export possible in a variety of data formats

Interface description

- CoAP: protocol for communication between control unit (client) and ERP Lab (Server)
- MQTT: PubSub service updates data automatically on the user interface
- REST: makes data available via http in machine-readable form

FULLY INTEGRATED WEBSHOP



Production starts automatically upon order arrival

Configurable Webshop

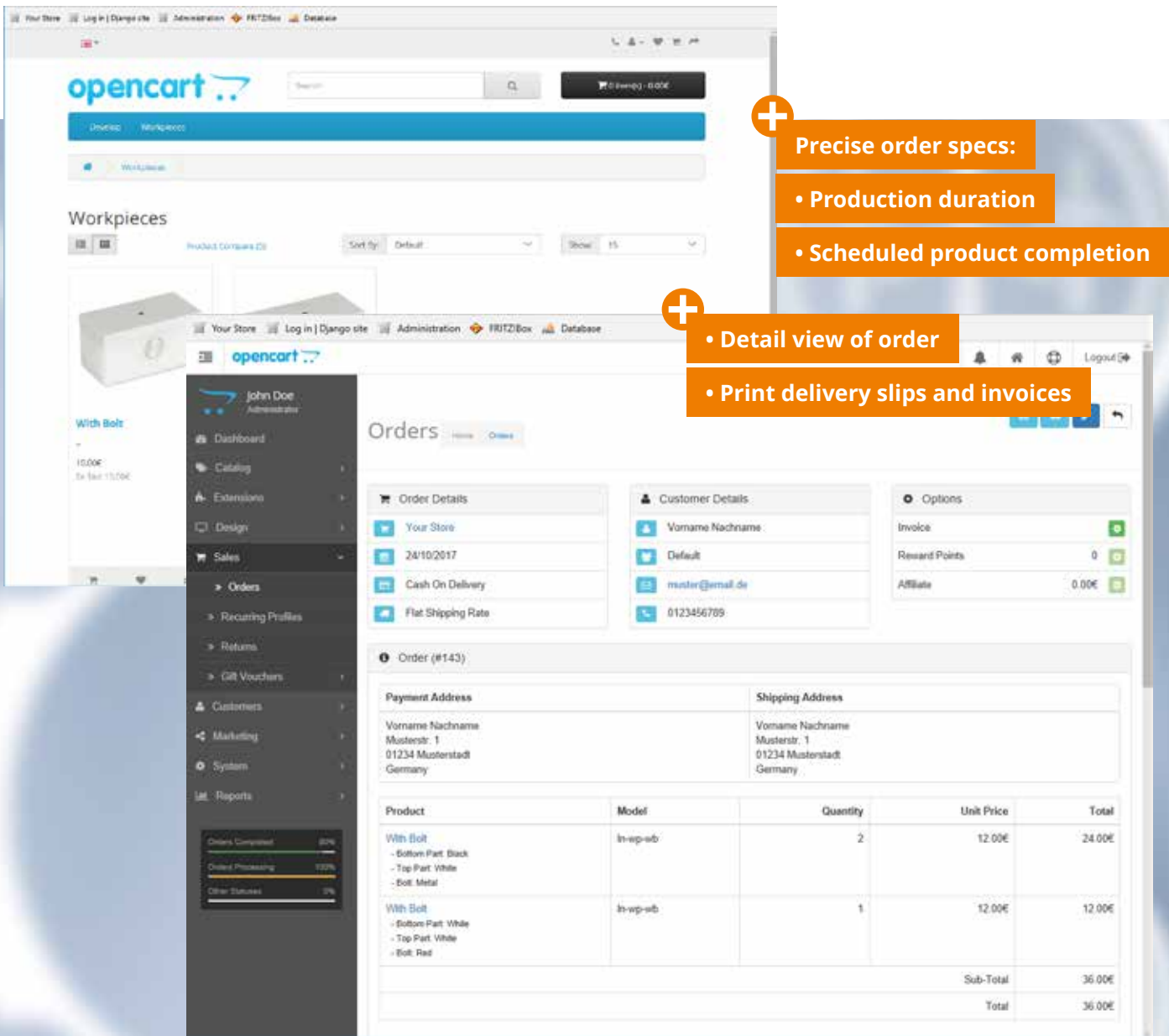
Integrated with ERP system

ID	Order	Product	Duration	Finished	Waited	
#252	oc-146	In-wp-rb	64.4 s	25.10.17 13:36	9.5 s	🔍
#253	oc-146	In-wp-rb	106.7 s	25.10.17 13:27	9.3 s	🔍
#251	oc-145	In-wp-rb	63.6 s	25.10.17 10:19	5.1 s	🔍
#250	oc-144	In-wp-rb	71.4 s	25.10.17 10:18	16.4 s	🔍
#249	oc-143	In-wp-rb	87.5 s	24.10.17 16:39	26.2 s	🔍
#248	oc-143	In-wp-rb	67.4 s	24.10.17 16:38	13.7 s	🔍
#247	oc-143	In-wp-rb	35.9 s	24.10.17 16:38	5.2 s	🔍
#246	oc-142	In-wp-rb	94.7 s	20.10.17 14:00	11.3 s	🔍
#245	oc-142	In-wp-rb	65.1 s	20.10.17 14:00	3.9 s	🔍
#244	oc-141	In-wp-rb	227.3 s	20.10.17 13:35	9.5 s	🔍
#243	oc-140	In-wp-rb	41.9 s	19.10.17 16:01	16.9 s	🔍
#242	oc-140	In-wp-rb	37.5 s	19.10.17 16:00	8.8 s	🔍
#241	oc-139	In-wp-rb	39.7 s	19.10.17 14:12	14.0 s	🔍
#240	oc-139	In-wp-rb	37.5 s	19.10.17 14:12	5.9 s	🔍
#239	oc-138	In-wp-rb	37.6 s	17.10.17 11:02	45.4 s	🔍

Only a browser is needed to order from any mobile device. During the purchase the customer can directly view the costs inside the basket. Also the individual part prices of products are managed by the ERP system. Thanks to the itemised price data stored in the system, production and material costs can be monitored and evaluated. Data export is also possible.

Advantages

- Monitors the entire internal process of production
- SCADA function: malfunction alarms and production problem localisation
- Warehouse inventory monitoring: signalling whether orders have been or can be completed
- Automated order process possible when inventory is too low



In the backend of the ERP system there is a host of statistics – for example on the duration of production, down times, the number of manufactured variants and customer evaluations

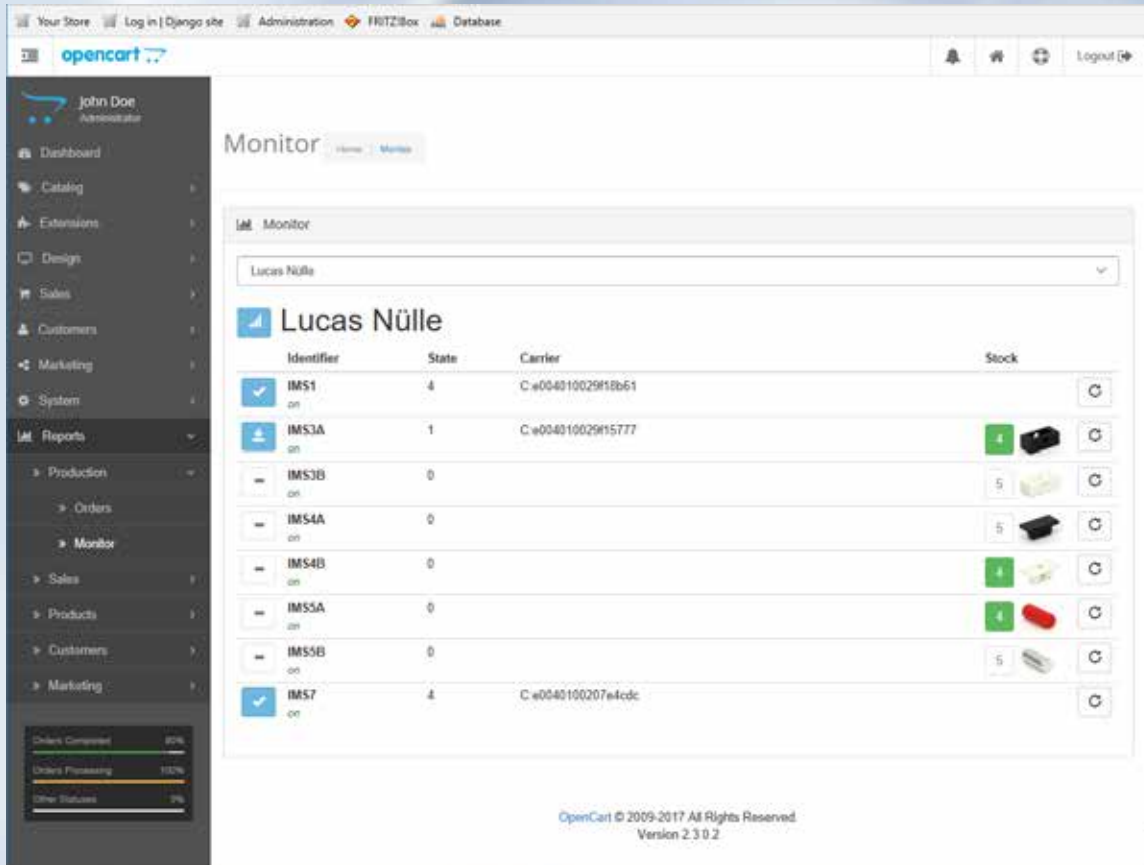
Orders are depicted in detail. Filter functions make it easy to find the order processes of a particular client in certain time frames. Order slips and invoices can be created and printed out for each order.

Benefits

- Freely configurable Webshop
- Order via Internet
- Personalised ordering
- Different prices for product variants
- Display of delivery times
- Live view of the production process
- Live view of the order list

SEVERAL PRODUCTION LINES

+ Configure variants



Universal application: Add new processing station? Configure parts, products and variants? The ERP Lab is flexible and can control several production lines at the same time.

Benefits

- Produce different products on different production lines
- Order all the products via the Webshop
- Each new product can be configured for the Webshop
- The ERP Lab starts production on the right production line facility

AT A GLANCE

Benefits of the ERP Lab


- Provides both ERP and MES
- SCADA function
- Operating data acquisition (BDE)
- Machine data acquisition (MDE)
- Production and manufacturing planning
- Energy audits of production
- Network communication
- Cloud-based data exchange
- Automatic teach mode
- Merchandising system and warehouse inventory management
- Intelligent control and monitoring of production in real time
- Parallel control of several production line systems
- Server equipped with ERP system
- Communication between ERP Lab and control
- Adaptation of ERP system to the hardware
- Individual product design possible
- Print out of delivery slips and invoices
- Large compilation of statistics, including:
 - Number of workpieces used
 - Number of products completed
 - Production costs
 - Deliveries per country overview

Benefits of an integrated Webshop

- Freely configurable Webshop
- Ordering via Internet
- Customised ordering
- Different prices for variants
- Delivery times indicated
- Live view of the production process
- Live view of the order lists

Interface description

- CoAP: protocol for communication between control (Client) and ERP Lab (Server)
- MQTT: PubSub service automatically updates data to user interface
- REST: makes data available in machine-readable form via http





LUCAS-NUELLE, INC.

3909 Midlands Road,
Suite E Williamsburg,
VA 23188
phone: 804 794 2656
email: sales@lucas-nuelle.com
www.lucas-nuelle.com