



EUROBIKE CONNECT

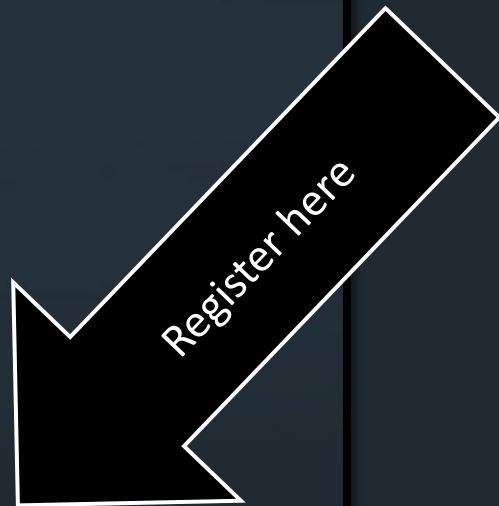
We have implemented EUROBIKE CONNECT exclusively for the global bike industry. Its main goal is to make products and companies comparable and make the market more transparent. This digital service shall add on to the EUROBIKE show to get people closer together and facilitate global networking.

Welcome on EUROBIKE CONNECT



EUROBIKE CONNECT

The business network for bikes & mobility




Log in

Register

[Forgotten your password?](#)

Registration



Create user account **Confirm registration** **Complete profile**

Your account

Just some details are enough to be part of our large network.
If you already signed up for my EUROBIKE, simply login and activate your EUROBIKE Connect account.

[Login](#)

Personal data

Greeting*	▼	Title
<hr/>		
Name*		Surname*
<hr/>		

Access data

Email address*	Repeat email address*
<hr/>	<hr/>
Password* ⓘ	Repeat password*
<hr/>	<hr/>

* Required fields

I have read and accepted the [privacy policy](#).

I have read and accepted the [GTC](#).

[Sign up for free](#)

[Thanks, I already have an account](#)

Start your search or edit your profile/s

The image displays a user interface for EUROBIKE CONNECT. On the left, a vertical menu is highlighted with a white arrow pointing to the main page. The menu includes a profile icon, the text "E. CONNECT" with an upward arrow, a horizontal separator, and three items: "Edit Profile" with a profile icon, "Search" with a magnifying glass icon, and "Logout" with a door icon. The main page features a dark background with a search bar in the center. The search bar contains the text "Start to Search for Companies, Products, Components, Terms" and a magnifying glass icon. Above the search bar is a small profile icon and the text "E. CONNECT" with a downward arrow. In the top right corner, the "EUROBIKE CONNECT" logo is visible. At the bottom, a footer contains links for "CONTACT", "IMPRINT", "PRIVACY", "TERMS AND CONDITIONS", "USE OF COOKIES", "FAQ", and "© 2019 EUROBIKE Connect". A small logo is also present in the bottom right corner.

Contact us

- As soon as you have created your user account, get in touch with us under:

- connect@eurobike.com

- +49 (0) 7541 708426


Hence, we will assign you the admin rights for your company profile

Switch your profile to „visible“ in order to appear in the search

Profile visibility

Determine if your profile is visible to other users


PROFILE **ACCOUNT** GALLERY PORTFOLIO USER ADMINISTRATION VIEW PROFILE

 Your annual subscription ends on 12/13/2020. Simply subscribe a new after expiration. In the meantime, your profile will be inactive without losing any content.

Subscribe

Choose one of the attractive subscription options to take advantage of all the benefits of EUROBIKE CONNECT.

>

Company data 

Company name	EUROBIKE CONNECT	
Street and number	Country	
Neue Messe 1	Germany	
Post code	City	
88046	Friedrichshafen	

Profile visibility

Determine if your profile is visible to other users

Administrate your company account


Add further users to administrate the company account



PROFILE ACCOUNT GALLERY PORTFOLIO **USER ADMINISTRATION** VIEW PROFILE

User administration

Each company account has at least one admin. Furthermore, any number of other users can be added as admins or contributors.

User	Admin	Contributor
 EUROBIKE CONNECT	<input checked="" type="checkbox"/>	<input checked="" type="checkbox"/>

Admin rights



- Edit company profile
- Edit products
- Edit gallery
- Change payment method
- Activate/deactivate account
- Subscribe/cancel subscription
- Request activation (exhibitors only)

Contributor rights

- Edit company profile
- Edit products
- Edit gallery

User administration ✕

Search person or company 🔍

User	Admin	Contributor
 <u>EUROBIKE CONNECT</u>	<input checked="" type="checkbox"/>	<input checked="" type="checkbox"/>
 <u>EUROBIKE Friedrichshafen</u>	<input type="checkbox"/>	<input checked="" type="checkbox"/>

The person you would like to add is not a member yet?

Invite

Discard changes Save

1

Search for people you want to add

2

May the person act as a contributor or admin?

3

Invite people who are not yet registered


4


Save changes


Our suggestions for your company
profile


To generate even more hits with the match-making search function...


PROFILE ACCOUNT GALLERY PORTFOLIO USER ADMINISTRATION VIEW PROFILE

Header visual 



About the company 
Provide some background info on your company, its history and mission.

What we offer 
A list of products, services or topics your company is working on.

What we are looking for 
A list of products, services or topics your company is interested in.

...enter what you offer and what you are looking for

Enter the contact person/s in the company profile...

The screenshot shows a navigation bar with the following tabs: PROFILE, ACCOUNT, GALLERY, PORTFOLIO, USER ADMINISTRATION, and VIEW PROFILE. The 'PROFILE' tab is highlighted with a yellow box. Below the navigation bar, the profile is divided into sections, each with an edit icon:

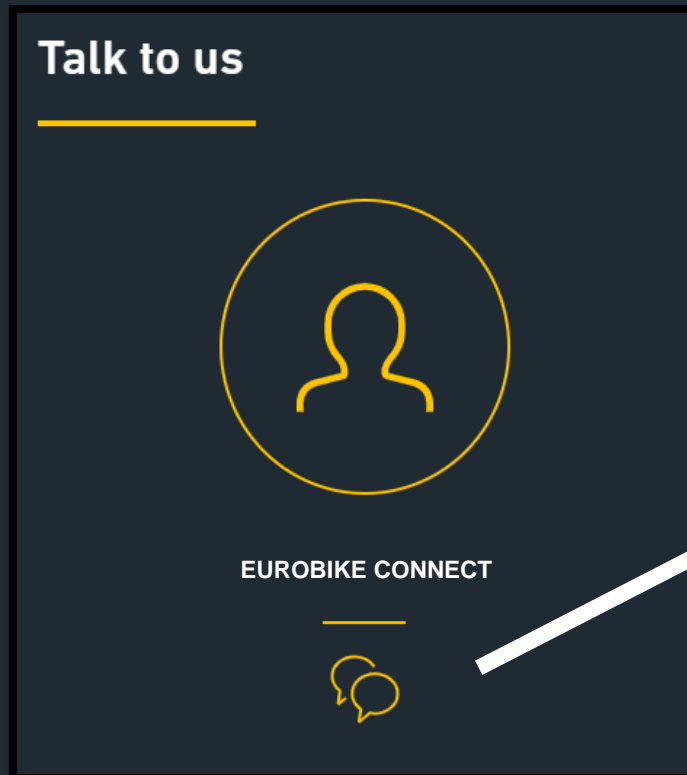
- Header visual
- About the company: Provide some background info on your company, its history and mission.
- What we offer: A list of products, services or topics your company is working on.
- What we are looking for: A list of products, services or topics your company is interested in.
- Contact: Who handles inquiries coming in via EUROBIKE CONNECT?

The 'Contact' modal form includes a search bar labeled 'Add contact ...' with a magnifying glass icon. Below the search bar, a message reads: 'The person you wanted to invite is not a member yet?'. At the bottom of the modal, there are three buttons: 'Invite', 'Discard changes', and 'Save'.

Enter the right contact person here



...To use the messaging function



Contact

Sender: EUROBIKE CONNECT
Receiver: EUROBIKE CONNECT

Your message

You will receive a copy of this message.

Send

The image shows a white rectangular window with a thin black border. At the top left, the text "Contact" is written in black. At the top right, there is a small black "X" icon. Below the title, the text "Sender: EUROBIKE CONNECT" and "Receiver: EUROBIKE CONNECT" is displayed in black. A large white text input field with a thin grey border contains the placeholder text "Your message". Below the input field, the text "You will receive a copy of this message." is written in a smaller black font. At the bottom right, there is a yellow rectangular button with the text "Send" in black.

Enter your product portfolio

PROFILE ACCOUNT GALLERY **PORTFOLIO** USER ADMINISTRATION VIEW PROFILE

Products

You can import your product data directly from BIDX.

New BIDX import

Highlight products

Upload and manage products that you would like to highlight.

Via the Bidex data import

...or create your product collection here

Design your profile attractive

The screenshot shows the top part of a user profile. On the left is the 'EUROBIKE CONNECT' logo, which consists of a stylized white figure on a yellow background with the word 'CONNECT' below it. To the right of the logo, the text 'EUROBIKE CONNECT' is displayed in white, with 'Friedrichshafen, Germany' underneath. Below this is a navigation menu with the following items: 'PROFILE' (highlighted with a yellow box), 'ACCOUNT', 'GALLERY', 'PORTFOLIO', 'USER ADMINISTRATION', and 'VIEW PROFILE'. Below the menu is a section titled 'Header visual' with a large image of a snowy mountain peak. A small edit icon is visible in the top right corner of the image area.

Upload a header visual and logo for your brand / your company

Create a picture- and video gallery

The screenshot shows the 'GALLERY' section of the profile, which is highlighted with a yellow box in the navigation menu above. The section is divided into two parts: 'Images' and 'Videos'. Each part has a title, a small edit icon, and a message: 'No images have been uploaded yet.' and 'No videos have been linked yet.' respectively.