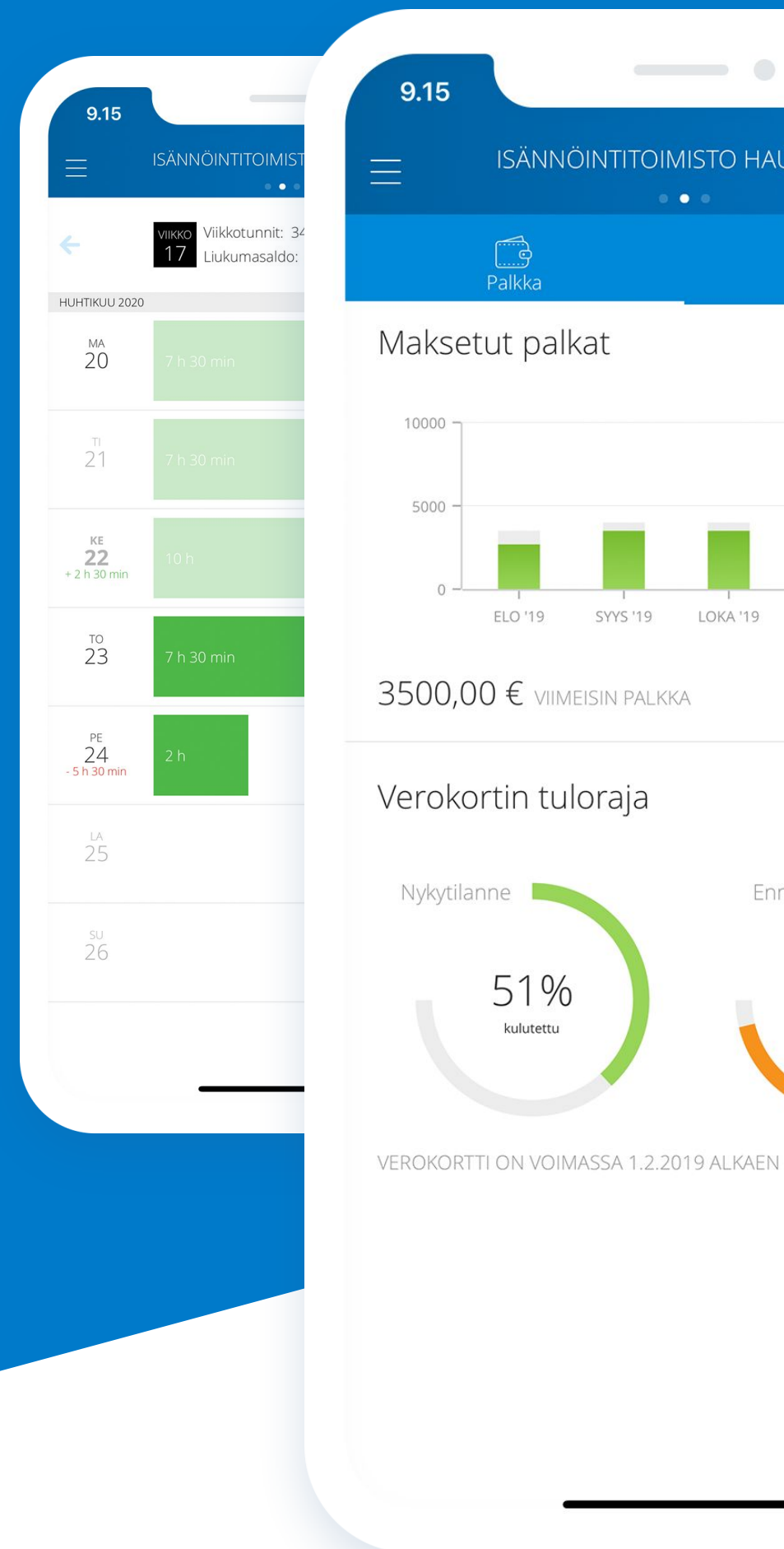


Netvisor Mobile app

Bring the mobile app into use for your customers

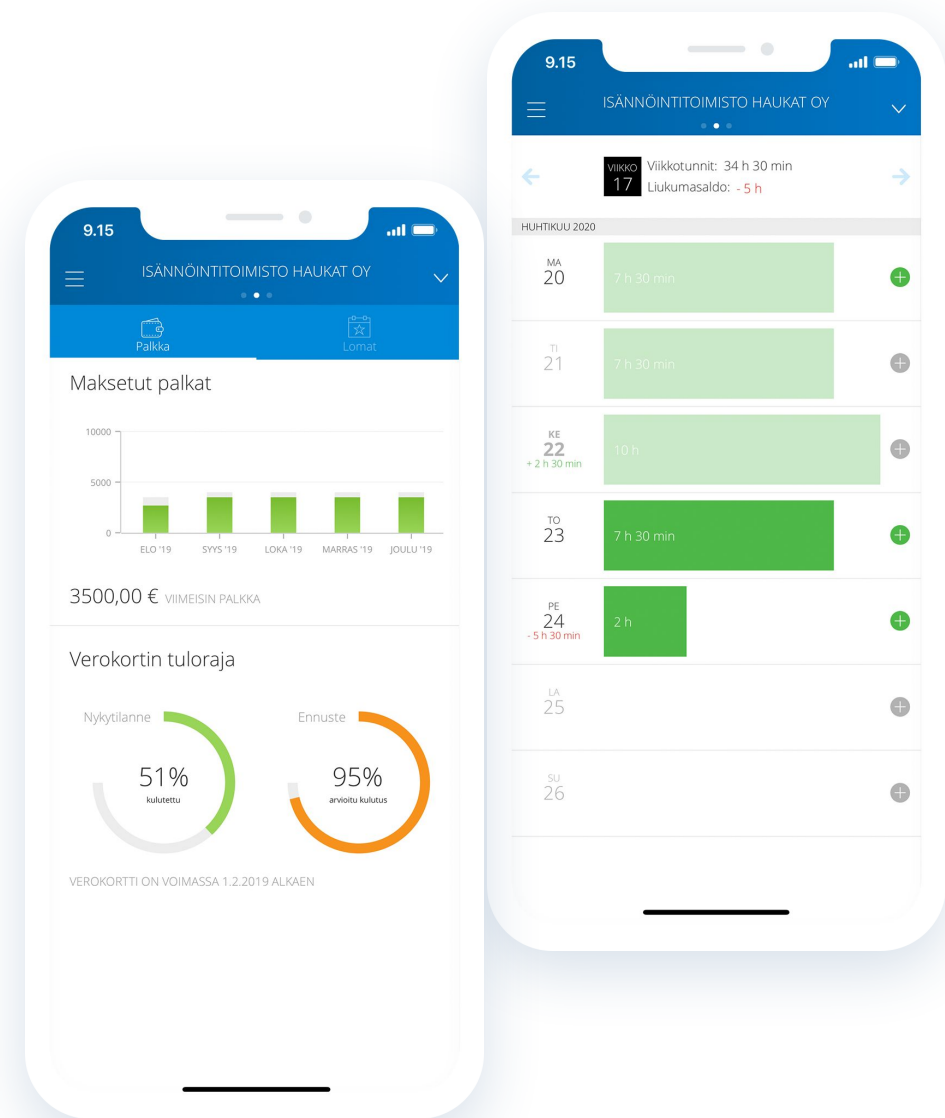


Netvisor's mobile app is an employee's trusty helper.

It allows you to register hours and create travel expense reports with just a few clicks, regardless of time and place. The employee is also able to see their own annual leave, flexitime, payslips and tax card status, which reduces inquiries to the company and the accounting office.

Set it up


1. Download from the app store by searching for “Netvisor”.
2. Log in with your bank ID or mobile certificate. If you have Netvisor ID in use, use that to login.
3. Create a PIN for yourself or enable a biometric identifier to continue.
4. Check out the app and start using it daily.



Download the guide

We've put together an easy-to-use guide with prepared answers about the benefits, implementation and use of the app. You can share it directly with your customers.

[Download the guide here »](#)




Demonstrate the functions using the trial mode

You can familiarize your customers with the Netvisor mobile app's functions in trial mode.

This allows you to showcase the various features of the app without displaying your personal or business information.

You can access trial mode from the app's login page.



Registration of working hours and travel expenses

To get the most out of the Netvisor mobile app, please direct company employees to register their working hours and travel expenses with the app.

