

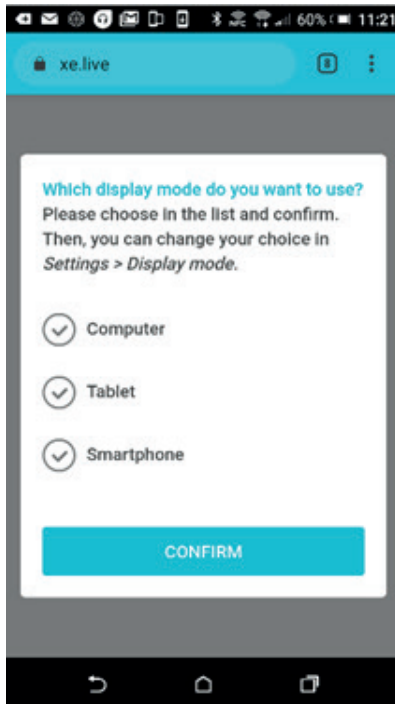
HOW DO I AUTHORIZE/UNBLOCK MY CAMERA AND/OR MICROPHONE ON AN ANDROID SMARTPHONE? (1/6)

Log in with chrome on xe.live

The first time you connect to xe.live, notifications will prompt you to allow the use of your camera and microphone by XpertEye.


1

A first screen will ask you to choose the type of terminal you are connecting to. Select the display mode you want to use.

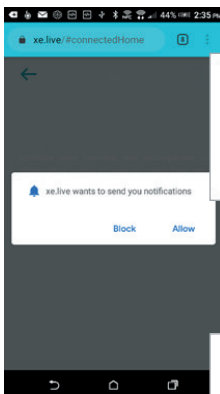


2

Enter your login and password



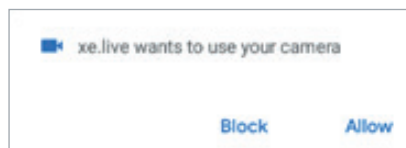
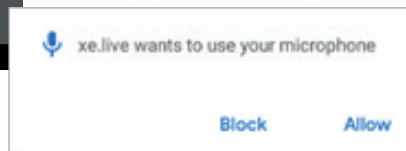
3



1 Allow notifications

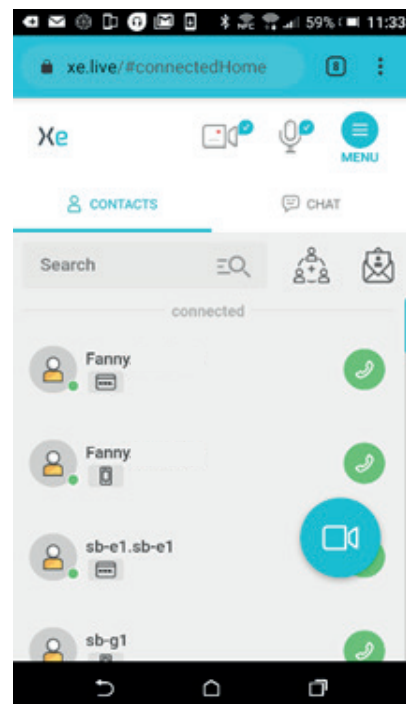
2 Allow xe.live to use your microphone

3 Allow xe.live to use your camera



4

You are logged on and ready to call or to be called.





HOW DO I AUTHORIZE/UNBLOCK MY CAMERA AND/OR MICROPHONE ON AN ANDROID SMARTPHONE? (2/6)

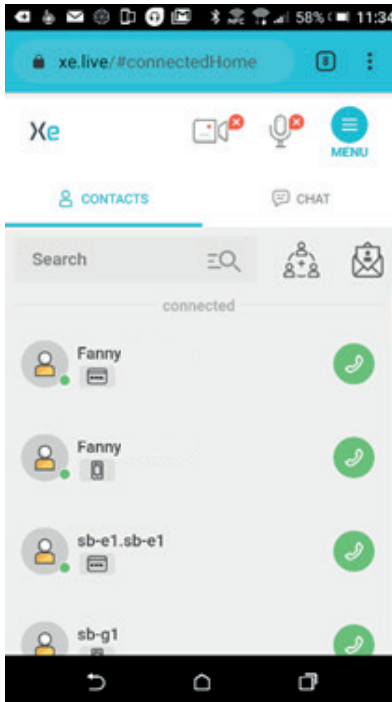
YOU ARE CONNECTED BUT YOUR DEVICES ARE DISABLED (CASE 1)

CASE 1 :

Make sure that devices are not blocked in your Google Chrome browser.

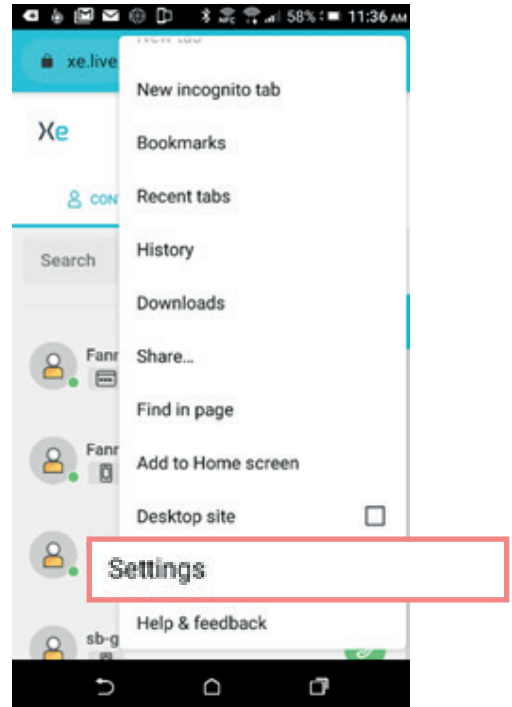
1

- 1 Launch Chrome 
- 2 At the top, click on ,



2

... then Settings,

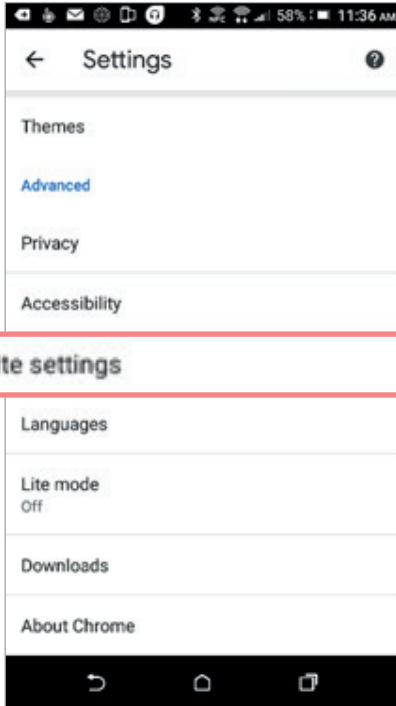


HOW DO I AUTHORIZE/UNBLOCK MY CAMERA AND/OR MICROPHONE ON AN ANDROID SMARTPHONE? (3/6)

YOU ARE CONNECTED BUT YOUR DEVICES ARE DISABLED (CASE 1)

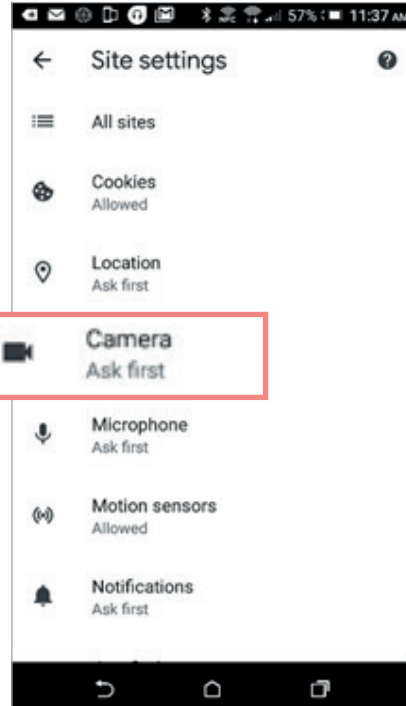
3

Then Site settings.



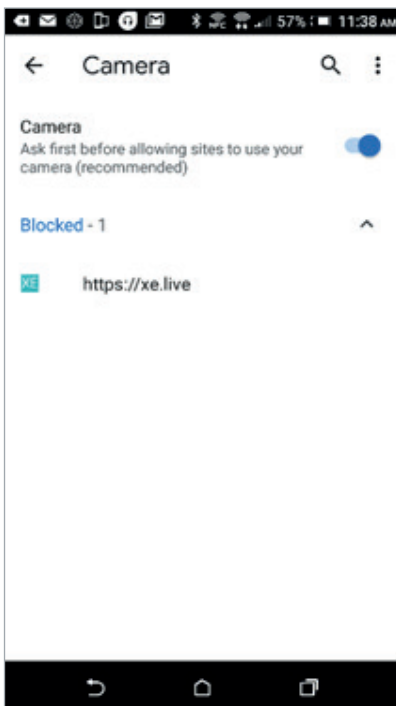
4

Click on Camera



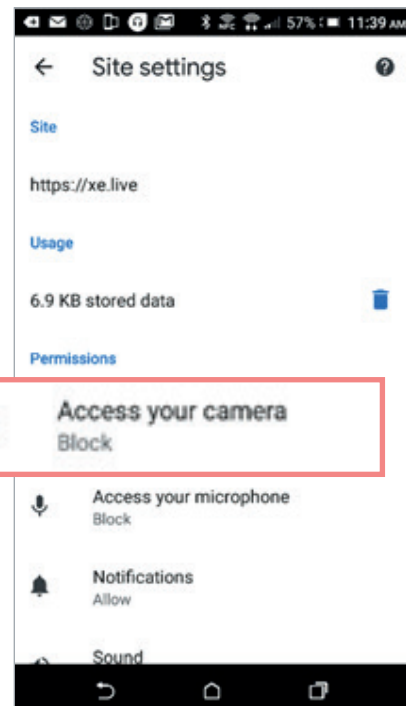
5

We notice on this screen the camera is blocked on the xe.live site.



6

To unlock it, click on <https://xe.live>. In the example, the camera and microphone are blocked. Click on Access your camera

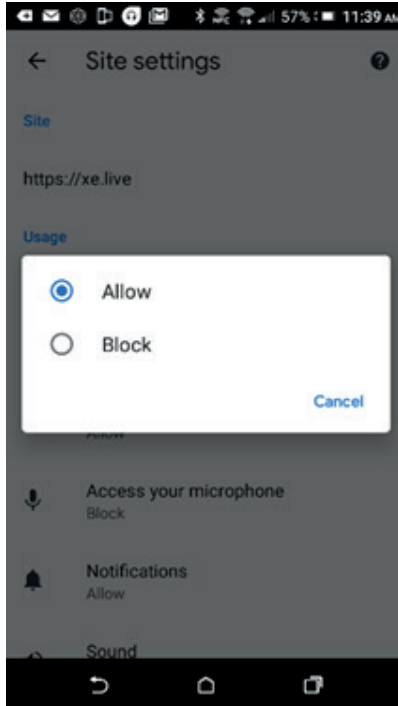


HOW DO I AUTHORIZE/UNBLOCK MY CAMERA AND/OR MICROPHONE ON AN ANDROID SMARTPHONE? (4/6)

YOU ARE CONNECTED BUT YOUR DEVICES ARE DISABLED (CASE 1)

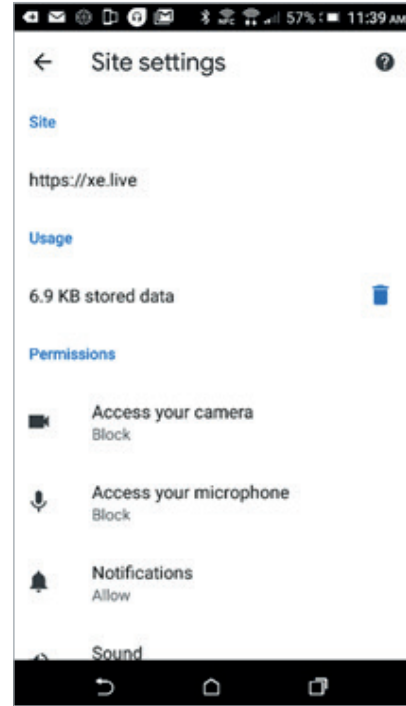
7

Then click on «Allow».



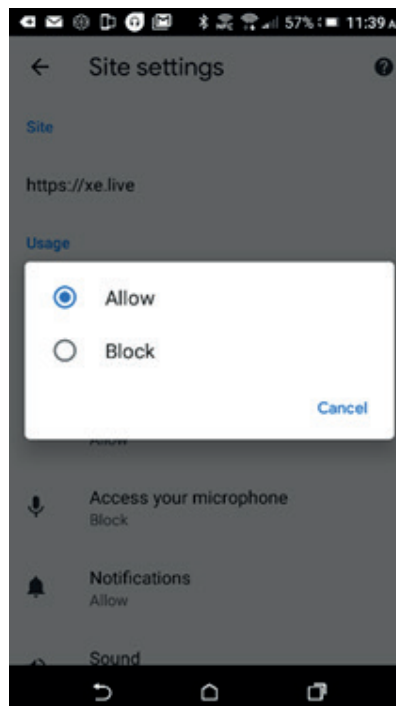
8

Then do the same for the microphone if it was also blocked.



9

Allow microphone.



HOW DO I AUTHORIZE/UNBLOCK MY CAMERA AND/OR MICROPHONE ON AN ANDROID SMARTPHONE? (5/6)

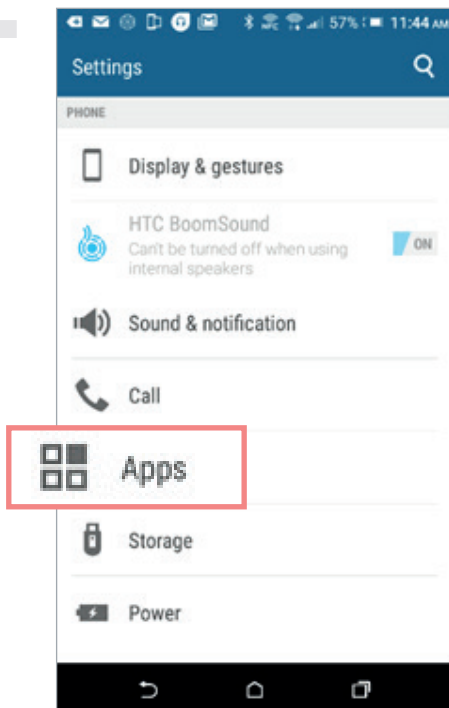
YOU ARE CONNECTED BUT YOUR DEVICES ARE DISABLED (CASE 2)

CAS 2 :

Make sure that the devices are not blocked in your Android settings.


1

Go to Settings and then Apps,



2

Click on Chrome,

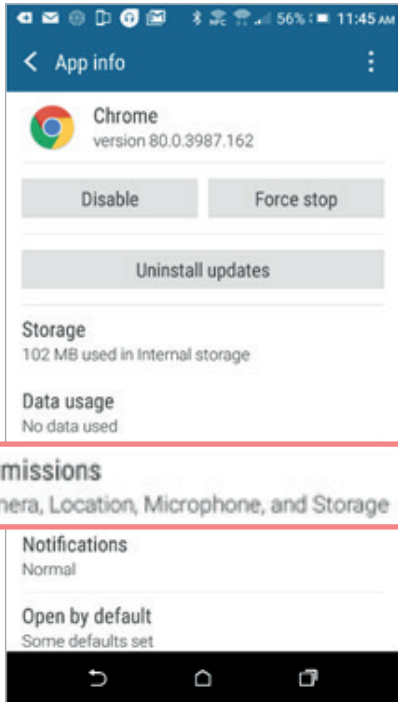


HOW DO I AUTHORIZE/UNBLOCK MY CAMERA AND/OR MICROPHONE ON AN ANDROID SMARTPHONE? (6/6)

YOU ARE CONNECTED BUT YOUR DEVICES ARE DISABLED (CASE 2)

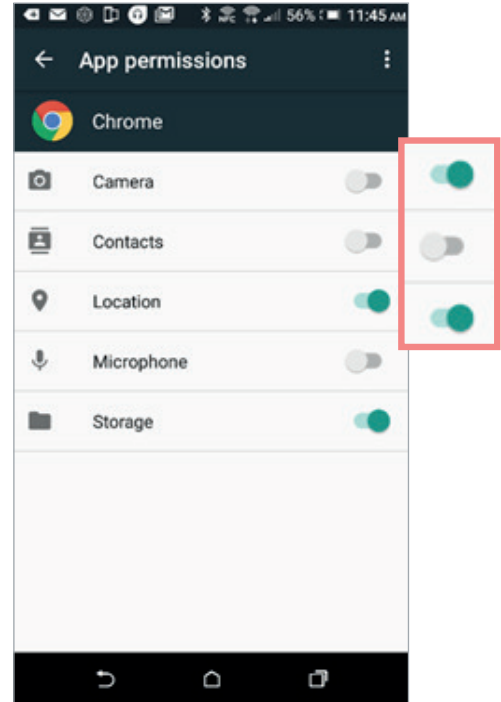
3

Then go to **Permissions**,



4

Chrome is blocking the Camera and Microphone. Activate the **camera** and/or **microphone**.



Reload xe.live on chrome, your camera and microphone are ready to be used on this site.