

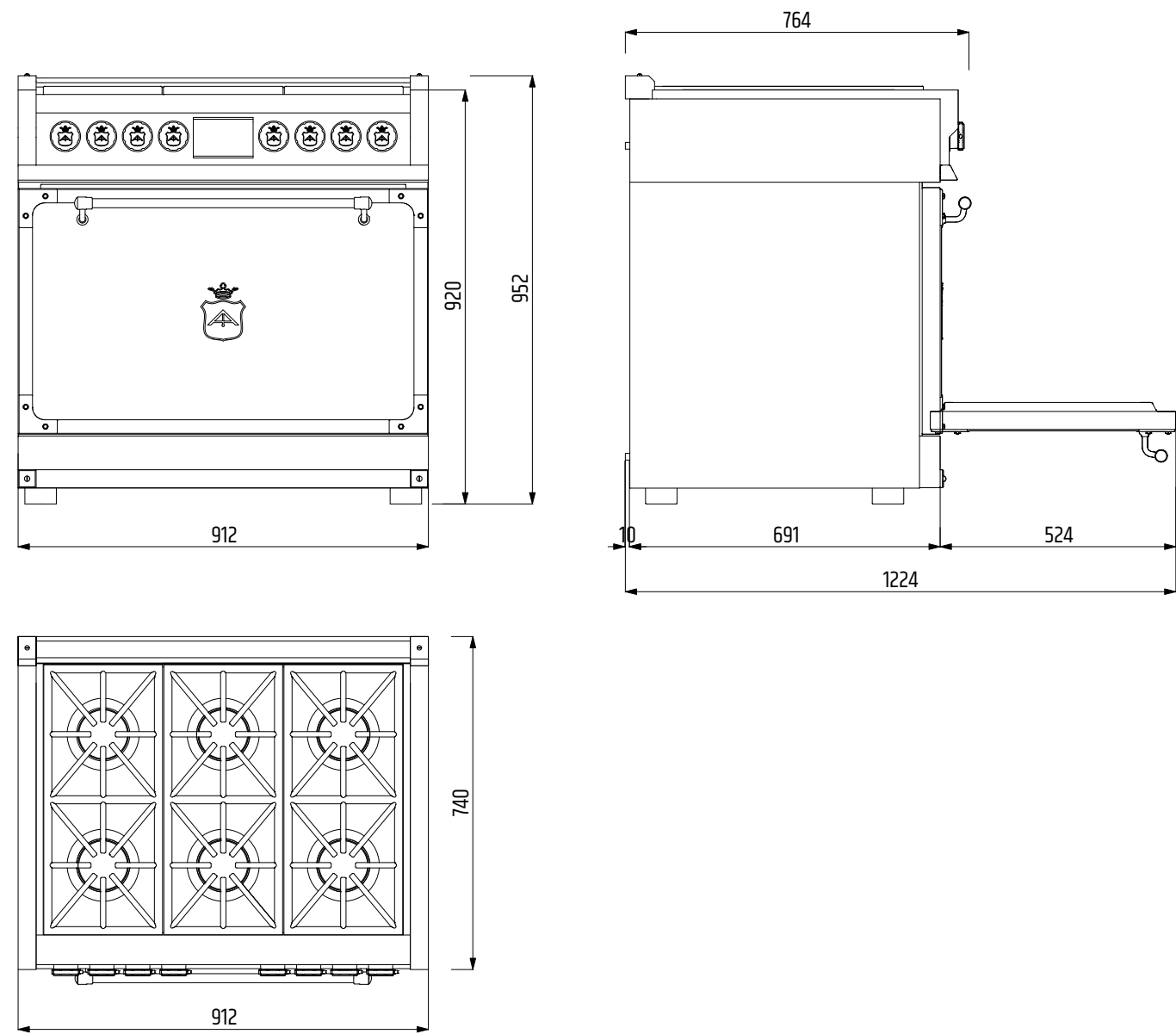
FIORENTINA 90

GAS CON FORNO ELETTRICO - PORTA FORNO CHIUSA
GAS WITH ELECTRIC OVEN - SOLID OVEN DOOR



OGS366FC

DISEGNI TECNICI
TECHNICAL DRAWINGS



CONTROL PANEL	
Control Type	8 Heavy Duty Knobs
Oven Programming	Electronic with 6 touch keys
Display: clock/temperature/function	White led
COOKTOP	
Type	GAS (NG or LP)
Cooking Surface	Matte black enamel

GAS COOKTOP FEATURES		
Electric re-ignition system		•
Flame-out sensing		•
Top mount injectors		•
L.P. conversion kit		•
Dual crown brass burners		•
Heavy duty cast iron grates	3	
Cooking zones	6	
Burners types	All dual flame/Simmer burner	
Power (Max/Min) NG	15350 (Btu/h) - 4500W/1200 (Btu/h)	350W
Power (Max/Min) LP	15350 (Btu/h) - 4500W/1200 (Btu/h)	350W
Power (Max/Min) NG	18000 (BTU/h) - 5300W / 750 (BTU/h)	- 220W
Power (Max/Min) LP	15000 (BTU/h) - 4400W / 750 (BTU/h)	- 220W

OVEN		
Type	Electric self-clean - dual convection (true euro conv.)	
Temperature regulation	Electronic control (min/max 170/550°F - 75/290°C)	
OVEN FEATURES		
Dual True convection	6 Digit touch control: digital timer and knobs	Cool touch (< 50°C) with soft closing door
Black porcelain enamel interior	2 chromed racks	1 enamel tray with anti-splash insert
1 Fully retractable telescopic rack	PYROLYSIS Self-cleaning	Internal lighting with 3 light sources
OVEN FUNCTIONS		
Proof	Bake	Convection bake
Defrost	Dehydrate	Broil
Convection Roast	Convection broil	Pizza
OVEN DOOR(S)		
Door hinges - soft-closing system	Heavy duty steady tilt	
Handle style	Brass tube, brass endcaps	

OVEN CAVITY	
Capacity	16l lt
Cavity enamel colour	black
Rack positions	6
Oven lights	3x20W halogen
HEATING ELEMENTS (@230V)	
Broil upper heating element	3500 W
Upper auxiliary element	1032 W
Concealed bake lower heating element	3000 W
Convection element	2 x 1300 W
DIMENSIONS/WEIGHT	
Overall dim - width	912 mm
Overall dim - height (min-max)	920 mm - 952 mm
Overall dim - depth	764 mm
Gross weight	174 kg
POWER/RATINGS (230V, 50HZ)	
	3.84 Kw / 3.54 Kw
Power cable	Schuko
INSTRUCTIONS FOR USE	
Use & Care manual / Installation manual	italian/english

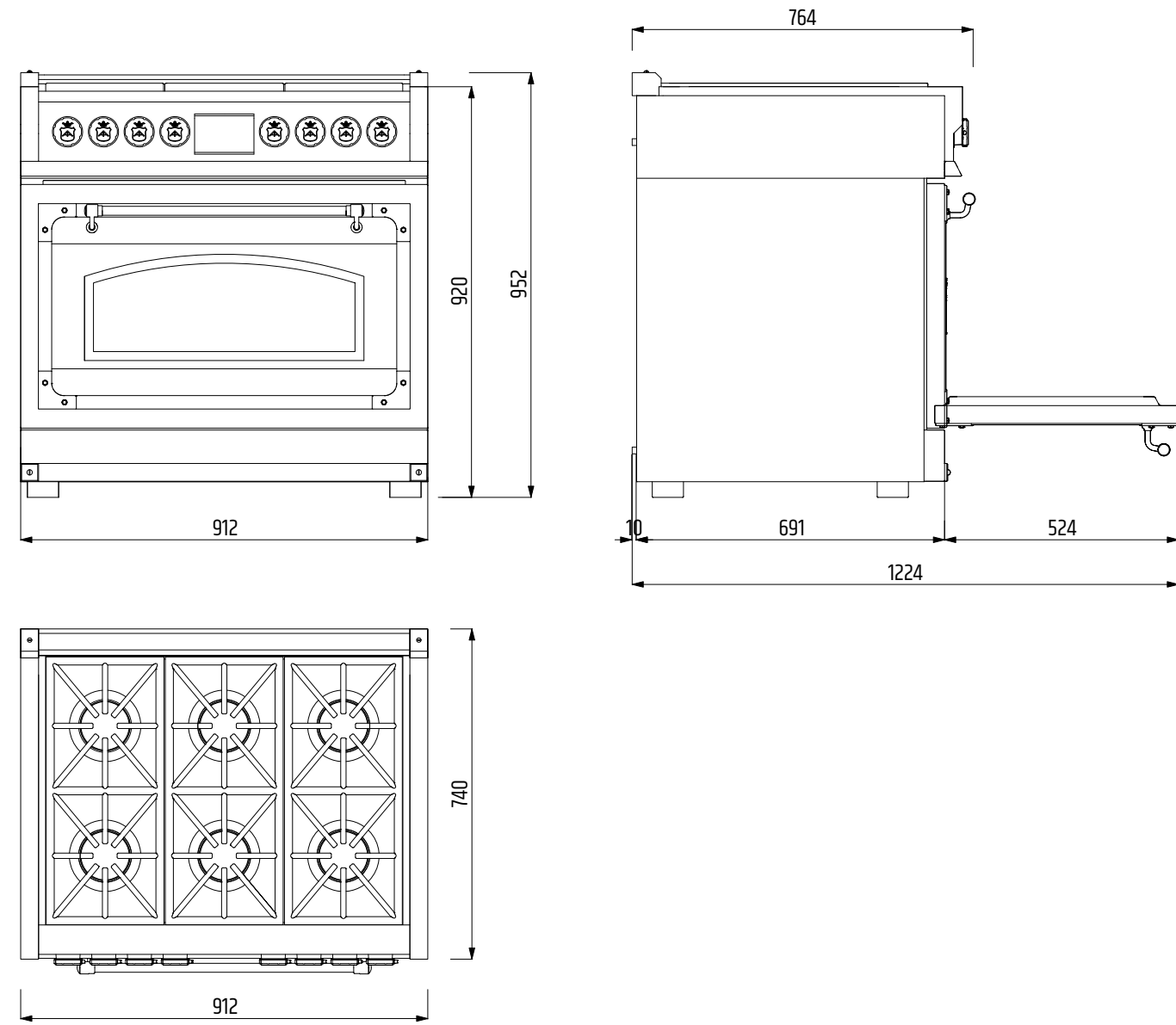
FIorentina 90

GAS CON FORNO ELETTRICO - PORTA FORNO VETRO
GAS WITH ELECTRIC OVEN - GLASS OVEN DOOR



OGG366FC

DISEGNI TECNICI
TECHNICAL DRAWINGS



CONTROL PANEL	
Control Type	8 Heavy Duty Knobs
Oven Programming	Electronic with 6 touch keys
Display: clock/temperature/function	White led
COOKTOP	
Type	GAS (NG or LP)
Cooking Surface	Matte black enamel

GAS COOKTOP FEATURES	
Electric re-ignition system	•
Flame-out sensing	•
Top mount injectors	•
L.P. conversion kit	•
Dual crown brass burners	•
Heavy duty cast iron grates	3
Cooking zones	6
Burners types	All dual flame/Simmer burner
Power (Max/Min) NG	15350 (Btu/h) - 4500W/1200 (Btu/h) 350W
Power (Max/Min) LP	15350 (Btu/h) - 4500W/1200 (Btu/h) 350W
Power (Max/Min) NG	18000 (BTU/h) - 5300W / 750 (BTU/h) - 220W
Power (Max/Min) LP	15000 (BTU/h) - 4400W / 750 (BTU/h) - 220W

OVEN	
Type	Electric self-clean - dual convection (true euro conv.)
Temperature regulation	Electronic control (min/max 170/550°F - 75/290°C)
OVEN FEATURES	
Dual True convection	6 Digit touch control: digital timer and knobs
Black porcelain enamel interior	2 chromed racks
1 Fully retractable telescopic rack	PYROLYSIS Self-cleaning
OVEN FUNCTIONS	
Proof	Bake
Defrost	Dehydrate
Convection Roast	Convection broil
OVEN DOOR(S)	
Oven glass window	Deep embossed extra wide window
Door cooling system	4 heat resistant glasses
Door hinges - soft-closing system	Heavy duty steady tilt
Handle style	Brass tube, brass endcaps

OVEN CAVITY	
Capacity	16l lt
Cavity enamel colour	black
Rack positions	6
Oven lights	3x20W halogen
HEATING ELEMENTS (@230V)	
Broil upper heating element	3500 W
Upper auxiliary element	1032 W
Concealed bake lower heating element	3000 W
Convection element	2 x 1300 W
DIMENSIONS/WEIGHT	
Overall dim - width	912 mm
Overall dim - height (min-max)	920 mm - 952 mm
Overall dim - depth	764 mm
Gross weight	174 kg
POWER/RATINGS (230V, 50HZ)	
Power cable	Schuko
INSTRUCTIONS FOR USE	
Use & Care manual / Installation manual	italian/english

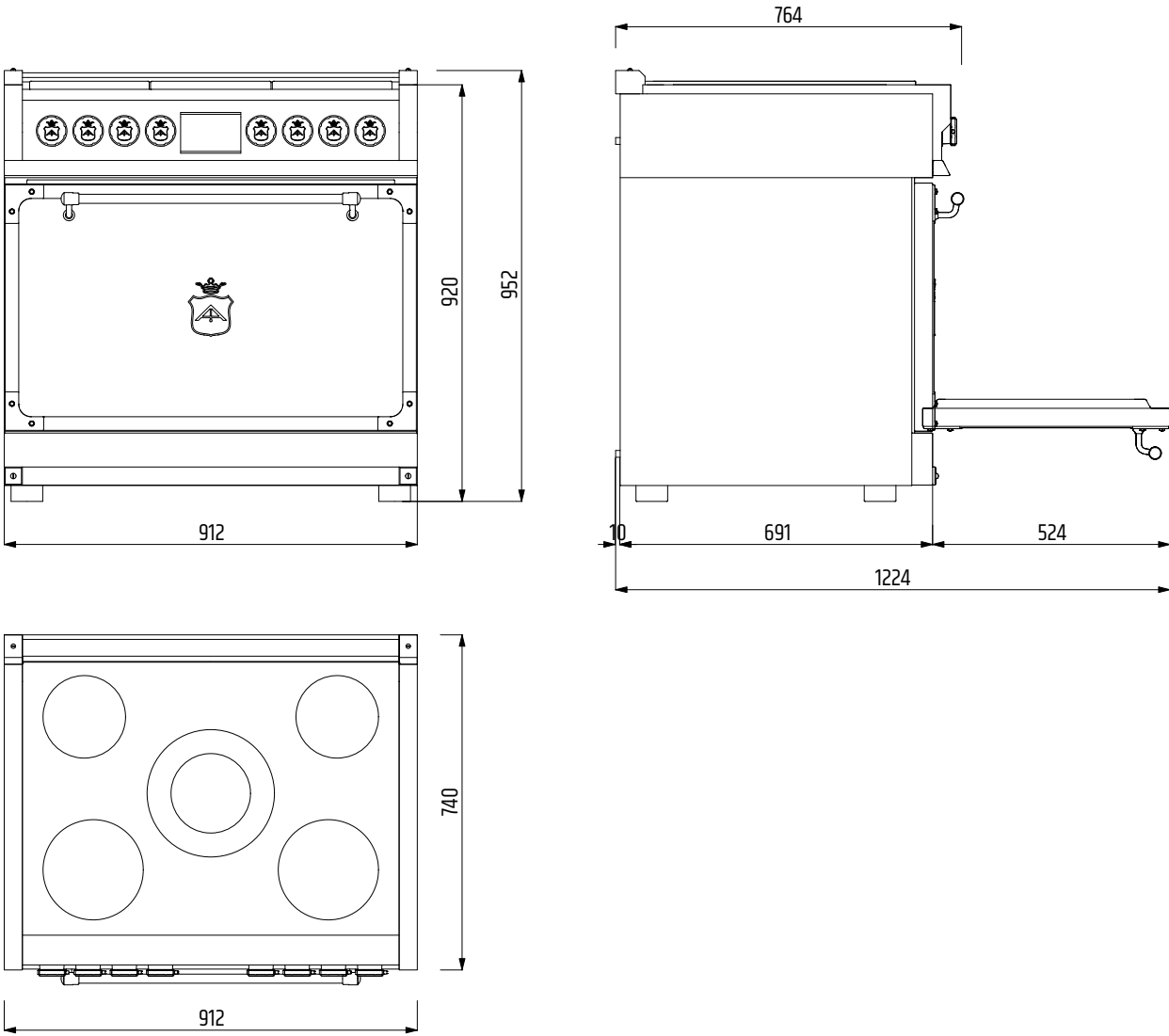
FIorentina 90

INDUZIONE - PORTA FORNO VETRO
INDUCTION - GLASS OVEN DOOR



OGS366IC

DISEGNI TECNICI
TECHNICAL DRAWINGS



CONTROL PANEL	
Control Type	8 Heavy Duty Knobs
Oven Programming	Electronic with 6 touch keys
Display: clock/temperature/function	White led
COOKTOP	
Type	Induction
Cooking Surface	Ceramic Glass

INDUCTION COOKTOP FEATURES		
Cutting-edge technology for high level performance	4 induction cooking zones	Booster for each cooking zone
Reheat and low temperature functions	Surface in glass ceramic	ON/OFF indicators and residual heat (H) indicators
Burners types (Front-L) -Power (max/booster)	Inductor 230 mm - 2300 W / 3700 W	
Burners types (Rear-L) -Power (max/booster)	Inductor 180 mm - 1850W / 3000W	
Burners types (Center dual circuit) - Power (Max/Booster)	Inductor 280 mm - 3000W / 5500W	
Burners types (Center single circuit) - Power (Max/Booster)	Inductor 180 mm - 1850W / 2600W	
Burners types (Front-R) -Power (max/booster)	Inductor 230 mm - 2300W / 3700W	
Burners types (Rear-R) -Power (max/booster)	Inductor 180 mm - 1850W / 3000W	
INDUCTION COOKTOP functions		
Residual heat	Melting	Warming
Cookware recognition	Automatic Heat Up time	Booster
Control lock		

OVEN		
Type	Electric self-clean - dual convection (true euro conv.)	
Temperature regulation	Electronic control (min/max 170/550°F - 75/290°C)	
OVEN FEATURES		
Dual True convection	6 Digit touch control: digital timer and knobs	Cool touch (< 50°C) with soft closing door
Black porcelain enamel interior	2 chromed racks	1 enamel tray with anti-splash insert
1 Fully retractable telescopic rack	PYROLYSIS Self-cleaning	Internal lighting with 3 light sources
OVEN FUNCTIONS		
Proof	Bake	Convection bake
Defrost	Dehydrate	Broil
Convection Roast	Convection broil	Pizza
OVEN DOOR(S)		
Door hinges - soft-closing system	Heavy duty steady tilt	
Handle style	Brass tube, brass endcaps	

OVEN CAVITY	
Capacity	161 lt
Cavity enamel colour	black
Rack positions	6
Oven lights	3x20W halogen
HEATING ELEMENTS (@230V)	
Broil upper heating element	3500 W
Upper auxiliary element	1032 W
Concealed bake lower heating element	3000 W
Convection element	2 x 1300 W
DIMENSIONS/WEIGHT	
Overall dim - width	912 mm
Overall dim - height (min-max)	920 mm - 952 mm
Overall dim - depth	764 mm
Gross weight	174 kg
POWER/RATINGS (230V, 50HZ)	
	3.84 Kw / 3.54 Kw
Power cable	Schuko
INSTRUCTIONS FOR USE	
Use & Care manual / Installation manual	italian/english

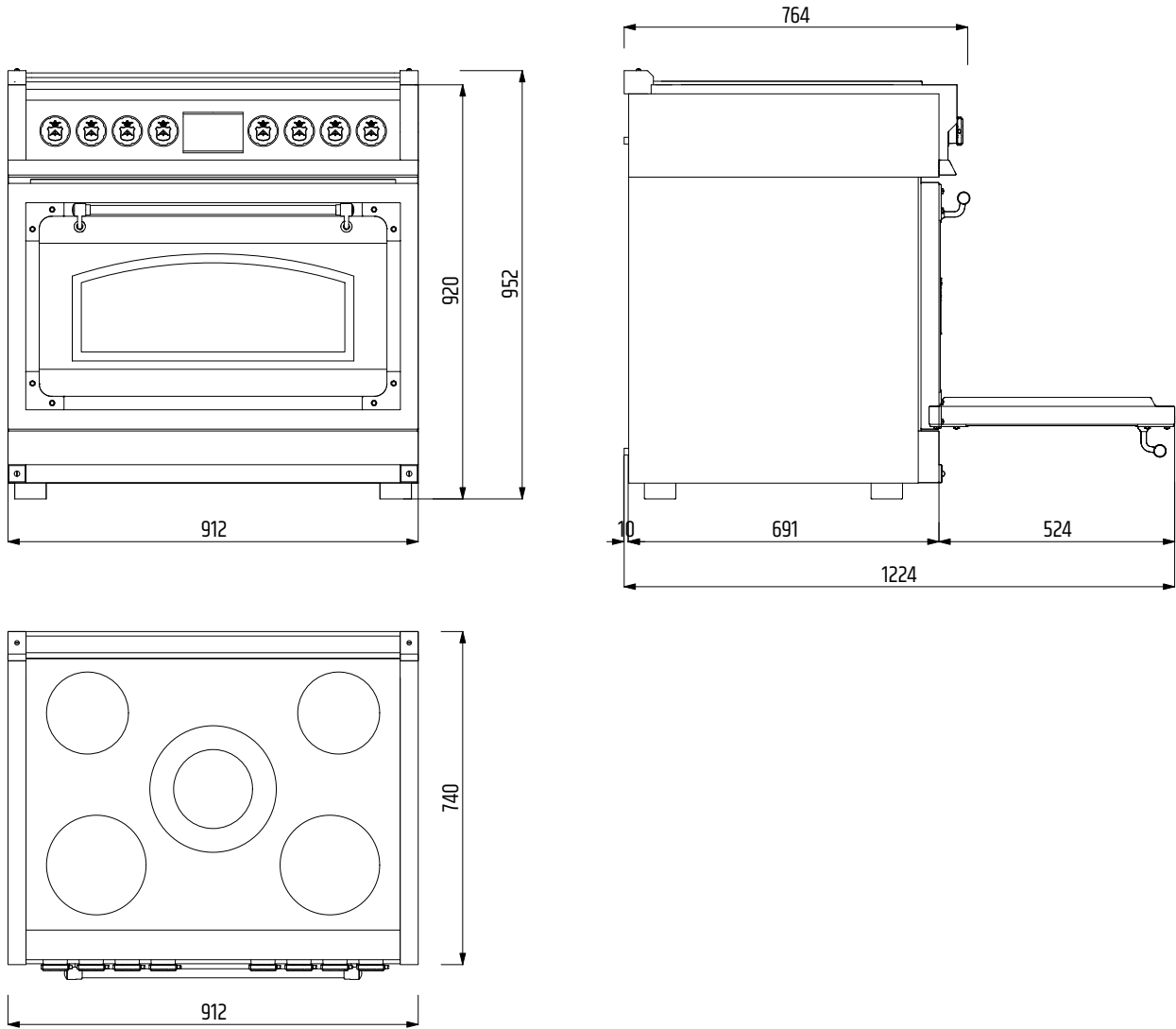
FIORENTINA 90

INDUZIONE - PORTA FORNO VETRO
INDUCTION - GLASS OVEN DOOR



OGG3661C

DISEGNI TECNICI
TECHNICAL DRAWINGS



CONTROL PANEL	
Control Type	8 Heavy Duty Knobs
Oven Programming	Electronic with 6 touch keys
Display: clock/temperature/function	White led
COOKTOP	
Type	Induction
Cooking Surface	Ceramic Glass

INDUCTION COOKTOP FEATURES		
Cutting-edge technology for high level performance	4 induction cooking zones	Booster for each cooking zone
Reheat and low temperature functions	Surface in glass ceramic	ON/OFF indicators and residual heat (H) indicators
Burners types (Front-L) -Power (max/booster)	Inductor 230 mm - 2300 W / 3700 W	
Burners types (Rear-L) -Power (max/booster)	Inductor 180 mm - 1850W / 3000W	
Burners types (Center dual circuit) - Power (Max/Booster)	Inductor 280 mm - 3000W / 5500W	
Burners types (Center single circuit) - Power (Max/Booster)	Inductor 180 mm - 1850W / 2600W	
Burners types (Front-R) -Power (max/booster)	Inductor 230 mm - 2300W / 3700W	
Burners types (Rear-R) -Power (max/booster)	Inductor 180 mm - 1850W / 3000W	
INDUCTION COOKTOP FUNCTIONS		
Residual heat	Melting	Warming
Cookware recognition	Automatic Heat Up time	Booster
Control lock		

OVEN		
Type	Electric self-clean - dual convection (true euro conv.)	
Temperature regulation	Electronic control (min/max 170/550°F - 75/290°C)	
OVEN FEATURES		
Dual True convection	6 Digit touch control: digital timer and knobs	Cool touch (< 50°C) with soft closing door
Black porcelain enamel interior	2 chromed racks	1 enamel tray with anti-splash insert
1 Fully retractable telescopic rack	PYROLYSIS Self-cleaning	Internal lighting with 3 light sources
OVEN FUNCTIONS		
Proof	Bake	Convection bake
Defrost	Dehydrate	Broil
Convection Roast	Convection broil	Pizza
OVEN DOOR(S)		
Oven glass window	Deep embossed extra wide window	
Door cooling system	4 heat resistant glasses	
Door hinges - soft-closing system	Heavy duty steady tilt	
Handle style	Brass tube, brass endcaps	

OVEN CAVITY	
Capacity	161 lt
Cavity enamel colour	black
Rack positions	6
Oven lights	3x20W halogen
HEATING ELEMENTS (@230V)	
Broil upper heating element	3500 W
Upper auxiliary element	1032 W
Concealed bake lower heating element	3000 W
Convection element	2 x 1300 W
DIMENSIONS/WEIGHT	
Overall dim - width	912 mm
Overall dim - height (min-max)	920 mm - 952 mm
Overall dim - depth	764 mm
Gross weight	174 kg
POWER/RATINGS (230V, 50HZ)	
	3.84 Kw / 3.54 Kw
Power cable	Schuko
INSTRUCTIONS FOR USE	
Use & Care manual / Installation manual	italian/english