




## cubio | Benches Backpanels

### Half back frames

- Create an ergonomic workstation
- Suitable for all bench styles
- Fits directly to the worktop
- Rear sections are 900, 1350 or 1800mm wide to suit accessories
- Add accessories from page 98 - 99 to the basic frames
- Supplied in RAL7035 light grey

Width (mm)	Accessory width (mm)	Order Ref.
950	1x 900	41010205.16
1400	1x 1350	41010208.16
1850	2x 900	41010212.16
1850	1x 1800	41010213.16



### Rear Framework System

- Create an ergonomic workstation
- Models available to suit framework or storage style workbenches
- Twin upright set builds a single rear section
- Triple upright set allows for two rear sections
- Additional upright can be used to further divide rear sections
- Short uprights are suitable for a 2x 240mm or a 480mm high panel and a fixed shelf
- Rear sections may be 450, 900, 1350 or 1800mm wide and can be configured in any combination up to the width of the bench
- Accessories available in 450, 900, 1350 or 1800mm widths
- Choose from complete kits or build your own
- Supplied in RAL7035 light grey

