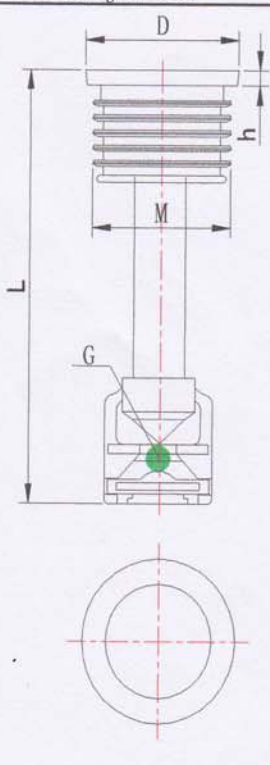





# 蓄电池状态显示器检验报告

## Test Report of Battery Indicator

客户名称 Customer Name	ALTERNA LLC	型号 TYPE	S2-A2-72.3 mm	订单号 ORDER NO.	
零件名称 Parts Name	CHARGE INDICATOR	规格 SPEC	Φ 22.9 x M 20.77 x L 72.3	生产批号 BATCH NO.	
订单数量 Order Quantities		<input type="checkbox"/> 全检/Full Test	<input type="checkbox"/> 正常抽样(支)/Normal Sample	生产日期 Produce Date	
检验标准 Test Standard	企业标准YUCRY-JYBZ-DY01		<input type="checkbox"/> 严格/Strict	<input type="checkbox"/> 减量抽样(支)/Lessen Sample	
	ENTERPRISE STANDARD YUCRY-JYBZ-DY01				

序号 NO	检验项目/技术标准 Test Contents/Technical Standard	实测结果 Test Results	结论 Conclusion	结构示意图 Drawing of Structure		
1	外观 APPEARANCE	1 柱体的颜色 COLOR OF HEAD PART	黑色 Black	✓	 <p style="text-align: center;">系列二</p>	
		2 镜面表面 SURFACE OF HEAD PART	光亮圆滑/无毛刺/缺损 (Luminant and smooth/Non-burr/Damage)	✓		
		3 显色杆内部 INSIDE PART OF STEM	无变形、无弯曲 Non-defortation, Non-bending	✓		
		4 显色杆形状 SHAPE OF STEM	无汽泡、无杂质 No bubbles, Non-impurity	✓		
2	结构尺寸 DIMENSION	L 总长度 Overall length	72.3 <sup>+0.5</sup> mm	72.2 / 72.15 / 72.42 / 72.4 / 72.72 / 72.25		✓
		D 顶部直径 Head Dia	22.9 <sup>±0.2</sup> mm	22.81 / 22.86 / 22.88 / 22.83 / 22.79 / 22.84		✓
		h 顶部厚度 Head thickness	2 <sup>+0.1</sup> mm	2.02 / 2.04 / 2.06 / 2.03 / 2.00 / 2.07		✓
		M 螺纹直径 Screw Dia	20.77 <sup>+0.2</sup> mm	20.77 / 20.75 / 20.80 / 20.74 / 20.78 / 20.76		✓
3	功能测试 FUNCTION	1 当蓄电池电量正常时显示: If the State of Battery is OK/SATISFACTORY:		✓		
		2 当蓄电池电量低时显示: If the State of Battery is LOW:		✓		
		3 当蓄电池电量正常时显示: If the State of Battery is NEED TO REPLACE:		✓		
		4 ●比重球比重测试: ●The Gravity test of the Ball: Should be ± g/cm <sup>3</sup>	±	✓		
4	包装标识 PACKING	1 包装数量验证 Inspection of the Quantity	100 支/袋 PCS/BAG      1000 支/箱 PCS/CTN	✓		
		2 塑料袋包装的标识 Marks on the Plastic Bag	标识与状态显示器的型号一致、无误 Marks Should be the same with the Type of Indicator 标识与包装内零件一致 Indicators inside should be the same with the Marks	✓		
		3 纸箱包装的标识 Marks on the Paper Carton	标识与状态显示器的型号一致、无误 Marks Should be the same with the Type of Indicator 标识与包装内零件一致 Indicators inside should be the same with the Marks	✓		
		4 检验报告 Test Report	所有数据均检验完毕，并填写完整 All the data were inspected, and fill in completely.	✓		
注：结论一栏符合技术标准的打“√”，不符合技术标准的打“×”。 (Notes: If the result is passed the technique standard,click the blank,and if not cross it.)						
备注/Notes						
<div style="border: 1px solid red; padding: 5px; display: inline-block; color: red; font-weight: bold;">合格 Passed</div>						
最终结论/Final conclusion						

检验员 Inspected By	老春梅	审核 Inspected By	戴增位
日期 Date on	2014.7.22	日期 Date on	2014.7.22