

293456 Overbed Table

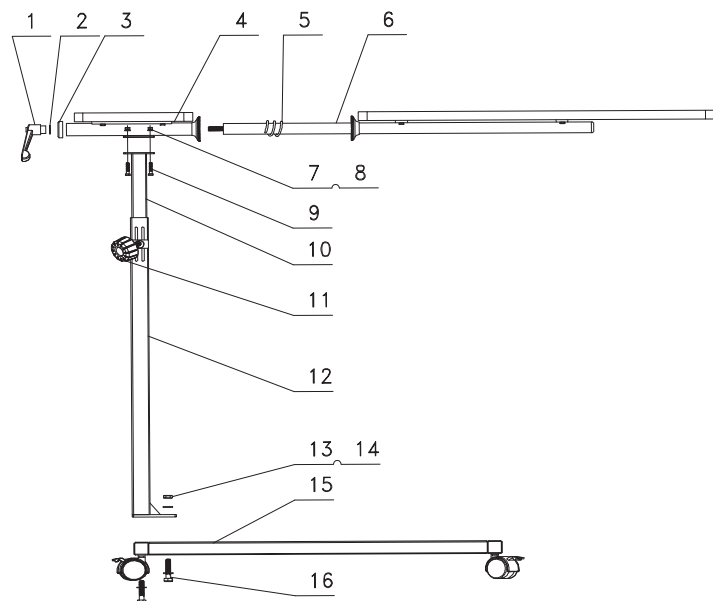


Figure: 1

Step1: Open the package,remove the each components(see Figure 1).

Security and maintenance:

- 1: Desktop bearing should not exceed 20kg.
- 2: Add the lubricating oil to the transmission parts regularly.
- 3: Regular cleaning, regular disinfection, placed in dry and ventilated environment.

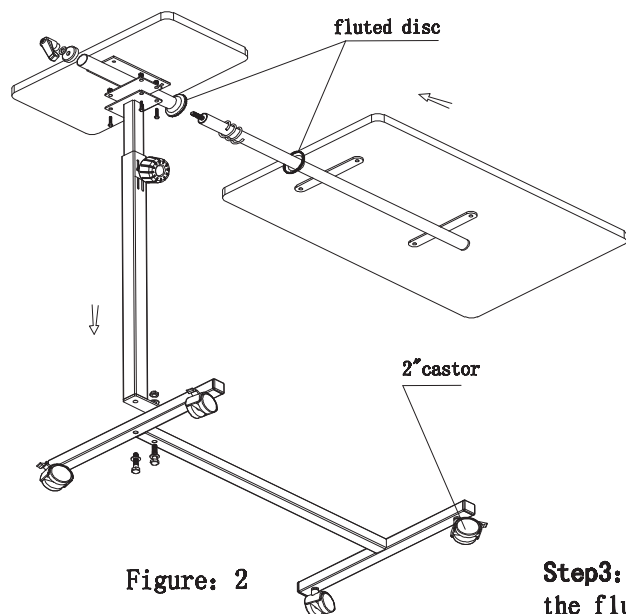


Figure: 2

Step2: As shown in Figure 2, in the direction of the arrow,installed the assemblies,tighten the screws.

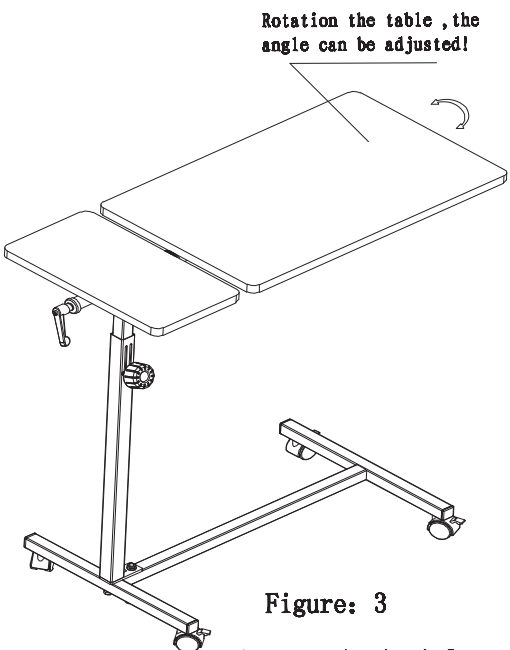


Figure: 3

Step3: As shown in the figure, loosen the knob,Let the fluted disc from the anastomosis, rotating the large table board to the proper range, Then locking the knob; Then unscrew the handle knob, Adjusting the telescopic inner tube to the proper height, locked the handle knob, you can use.

16	six outer angle screw	M8X40	2	8	flat gasket	6	4
15	the assembly		1	7	anti loose nut	M6	4
14	flat gasket	8	3	6	large table board assembly		1
13	anti loose nut	M8	1	5	spring		1
12	vertical tube		1	4	small table board assembly		1
11	handle knob	M8	1	3	a bowl shaped gasket		1
10	telescopic inner tube		1	2	flat gasket	8	1
9	inner six angle bolt	M6X20	4	1	pipe type knob	M8	1
Serial number	Assembly Name	Specifications	Consumption	Serial number	Assembly Name	Specifications	Consumption

Manufacturer:

FOSHAN SHUNKANGDA MEDICAL TECH CO., LTD
Add: Pingnan Industrial Area, Guicheng Nanhai District,
52851 Foshan City, Guangdong P.R. China

Importer:

AMA Group i Boras AB
Add: Prognosgatan 3,504 64 Boras, Sweden

