A blue-toned world map composed of a grid of small squares, set against a gradient blue background with a light source in the top right corner.

Application training of Self-declaration program



中国质量认证中心
CHINA QUALITY CERTIFICATION CENTRE

Website: www.cciceu.com

TEL: +31 (0)10 7630151



中国检验认证集团
CHINA CERTIFICATION & INSPECTION GROUP

Address: Max Euwelaan 61, 3062MA, Rotterdam, the Netherlands



CONTENT

I.

Basic Introduction
(products list and basic requirements)

II.

Procedure of the Self-declaration

III.

4 Methods for Obtaining Self-declaration

IV.

Q&A



I.

Basic Introduction (products list and basic requirements)

I. Basic Introduction(Products list and basic requirements)



➤ **What is self-declaration?**

- conformity assessment
- compliance documents information submission
- self-declaration

强制性认证产品符合性自我声明（式样）

（适用境外生产者的授权代表）



自我声明编号：

（生产者名称）（生产者）及（授权代表名称）（生产者授权代表）确认知晓《强制性产品认证自我声明实施规则》以及相关产品强制性认证实施规则的要求，对本自我声明承担全部法律责任。

（生产者名称）（生产者）及（授权代表名称）（生产者授权代表）声明以下产品已按照《强制性产品认证自我声明实施规则》以及相关产品强制性产品认证实施规则的要求采取适当的合格评定方式进行评价，符合相关标准要求；自本声明签署之日起，生产和销售的产品持续符合以下标准与实施规则的要求；保存本自我声明涉及的技术文档至少10年；正确使用强制性产品认证标志；如产品或其符合性信息发生变更，将及时更新技术文档并报送产品变更信息。

生产者名称：
生产者地址：
产品名称：
产品系列、型号、规格：
生产企业名称：
生产企业地址：
依据的强制性产品认证规则：
依据的标准：

生产者信息
名称：
地址：
联系人：
电话：
电子邮箱：
声明时间：
声明地点：
指定签字人：（签名）
签章：

授权代表信息
名称：
地址：
联系人：
电话：
电子邮箱：
声明时间：
声明地点：
指定签字人：（签名）
签章：

The self-declaration certificate(Sample)

- -Manufacturer name
- -Manufacturer address
- -Product name
- -Product series, models, specifications
- -Production factory name
- -Production factory address
- -CCC product certification rules
- Standards

强制性认证产品符合性自我声明（式样）

（适用境外生产者的授权代表）

自我声明编号：

附页

产品系列、型号、规格：



The self-declaration certificate(Sample)

Scan the QR code for official information

生产者信息

名称：

地址：

联系人：

电话：

电子邮箱：

声明时间：

声明地点：

指定签字人：（签名）

签章：

授权代表信息

名称：

地址：

联系人：

电话：

电子邮箱：

声明时间：

声明地点：

指定签字人：（签名）

签章：



Self-declaration procedure

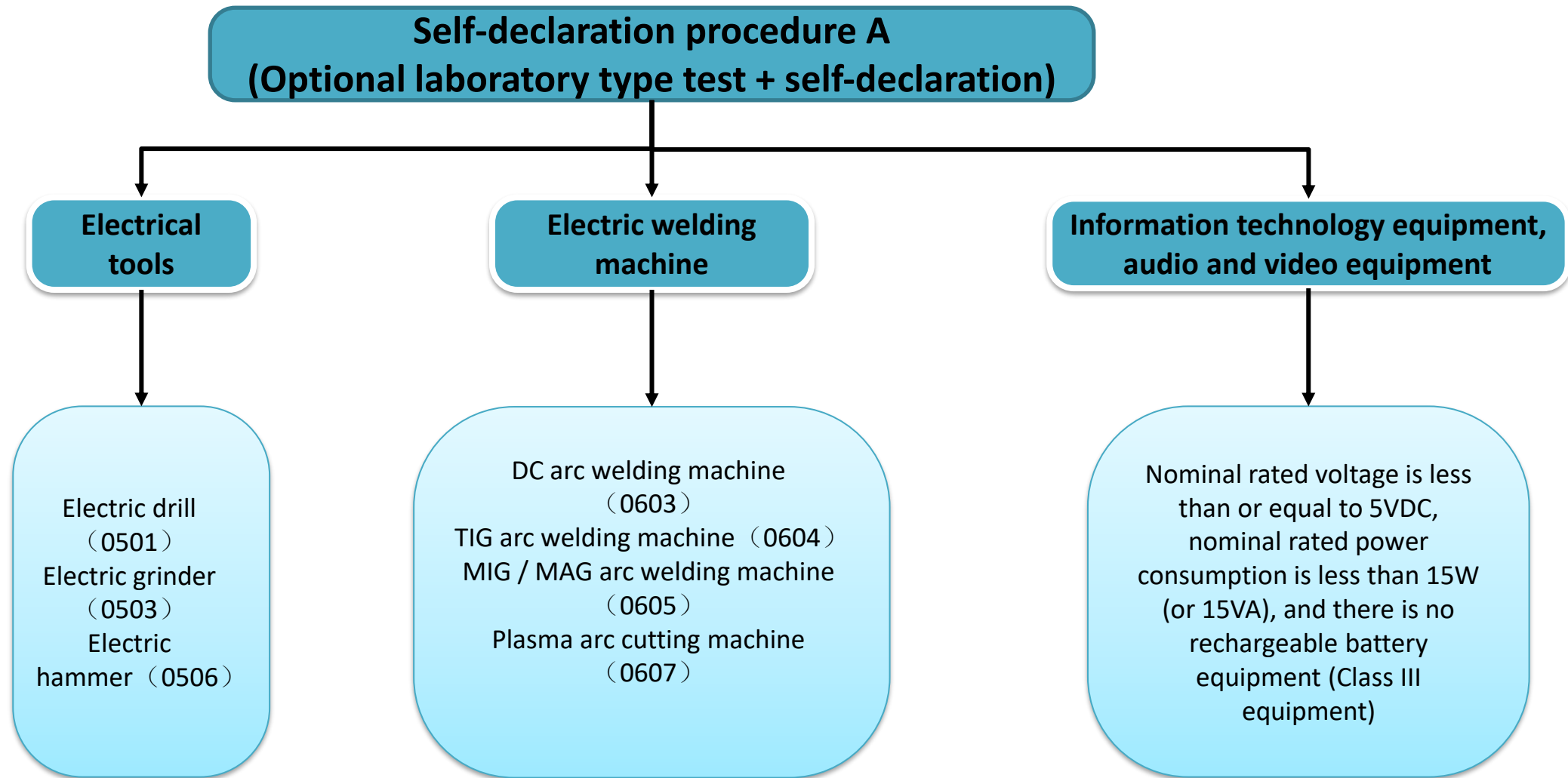
The conformity assessment method of self-declaration procedure A is as follows:

1. A type test is conducted by a **self-selected laboratory** and a type test report is issued.
2. The manufacturer organizes a self-inspection of production factory quality assurance capabilities and issues a self-inspection report.

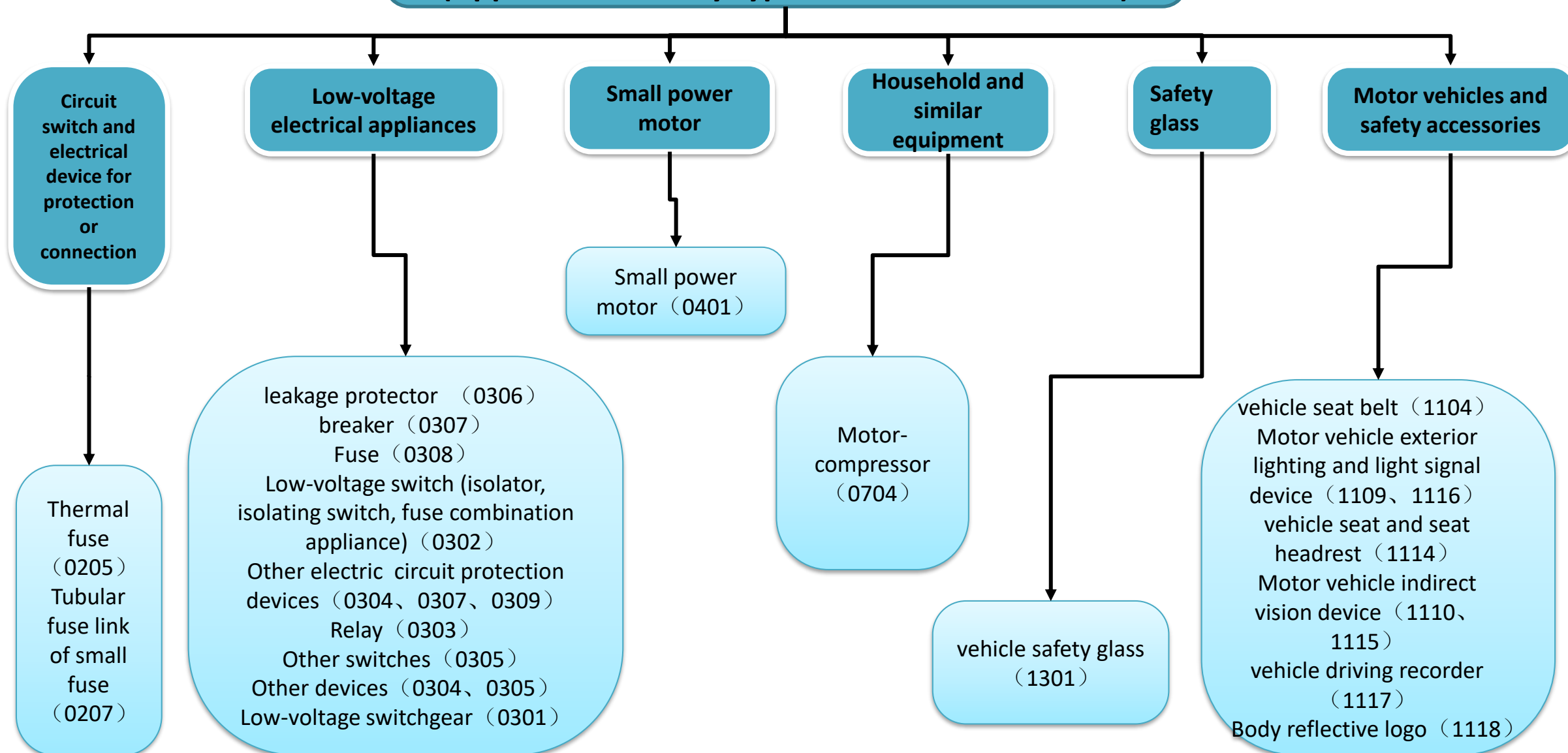
The conformity assessment method of self-declaration procedure B is as follows:

1. The laboratory appointed by the corresponding business scope of the compulsory product certification (ie the **appoint laboratory**) conducts type test and issues a type test report.
2. Same as procedure A.

Self-declaration product range



Self-Declaration Procedure B (Appoint laboratory type test + self-declaration)



Definitions in the self-declaration

10 Definitions

- ① Manufacturer
- ② Authorized representative
- ③ Production factory
- ④ Importer
- ⑤ Seller
- ⑥ Commercial users
- ⑦ Self-declaration procedure
- ⑧ Self-declaration
- ⑨ Optional laboratory
- ⑩ Designated signatory

Other information of self-declaration

- Self-declared compliance information reporting requirements
- Self-declaration modification
- Self-declaration cancellation
- Self-declaration validity

➤ CCC logo use requirements



➤ Supervision after certification

➤ Liability of related parties



II.

Procedure of Self-declaration

II. Procedure of Self-declaration

1. Establish factory quality assurance system

2. Issue Type Test Report

3. Establish technical documentation

4. Sign self-declaration and submit compliance information



1. Establish factory quality assurance system

Objective: The manufacturer aims to ensure that its self-declared products continue to comply with the applicable standards for Compulsory product certification.

Basis: Self-declaration implementation rules CNCA-00C-008: 2019;

Corresponding product certification implementation rules; it can be found on CNCA website:

<http://www.cnca.gov.cn/cnca/rdht/qzxcprz/ssgz/4728.shtml>

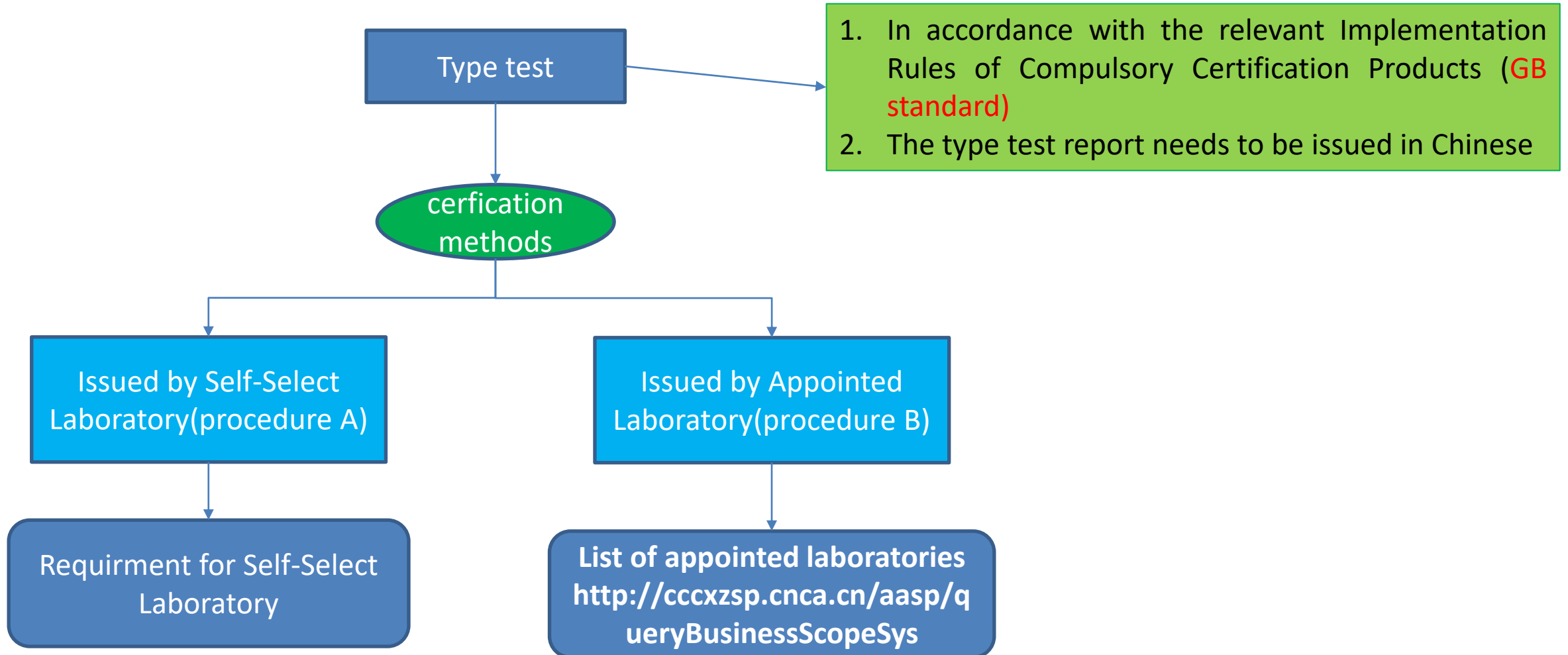
Requirements: In accordance with characteristics of product and production, implement internal quality control and establish a factory quality assurance system.



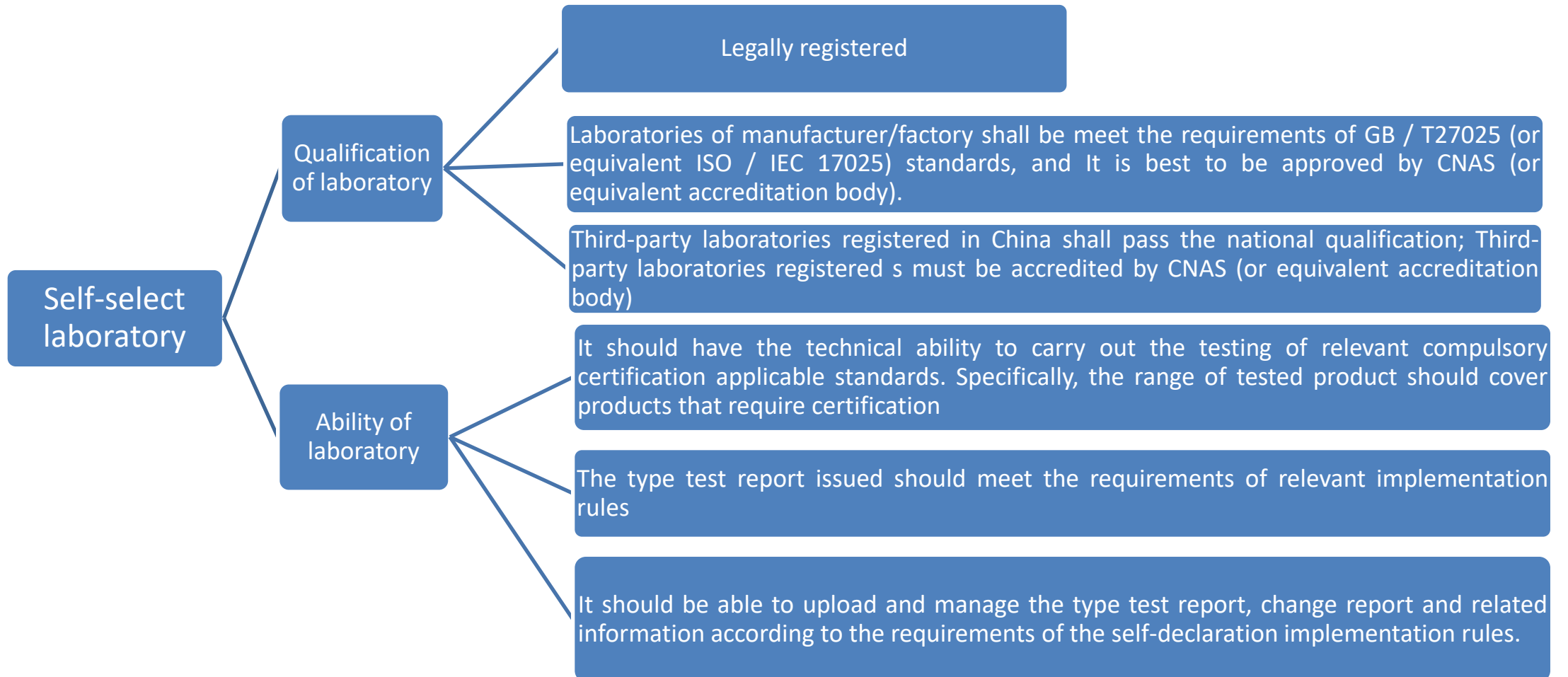
Remarks:

1. Is the quality system such as ISO9000 counted? Incomplete, we must combine the certification implementation rules, characteristics of product and so on.
2. If factory have not ISO9000 and other quality system certificates? ISO9000 and other quality system certificates are not a necessary condition. The factory can establish its own quality assurance system based on the above-mentioned goals, basis and requirements.

2. Issue Type Test Report



--- Requirement for Self-Select Laboratory

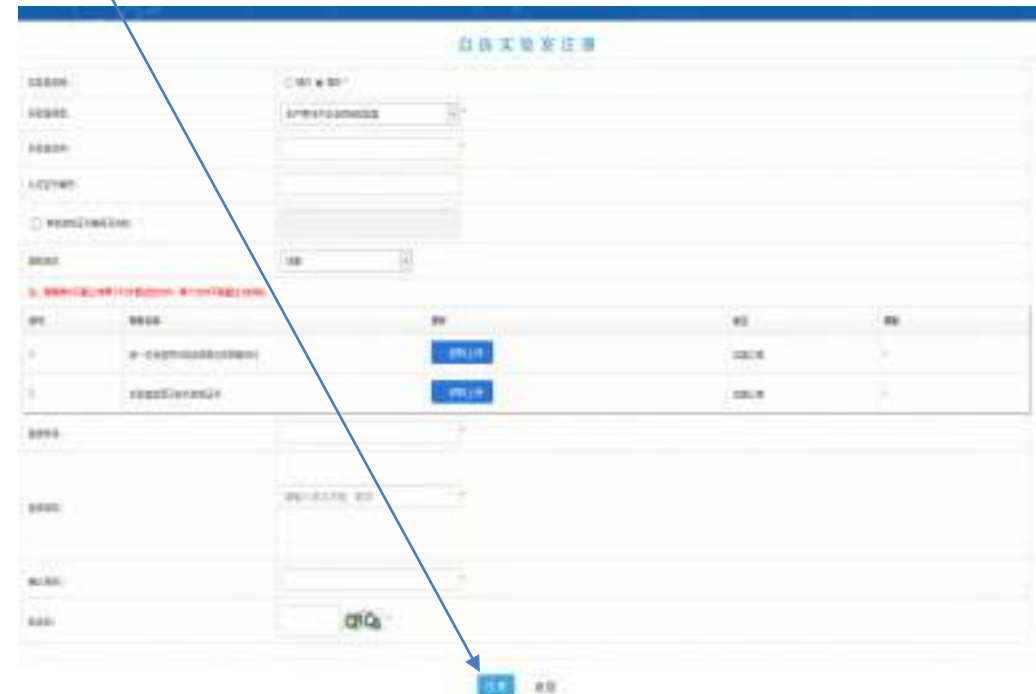


Upload of type test report by Self select laboratory

The Self-selected laboratory needs to upload relevant type test report on website <http://sdoc.cnca.cn>

Click on the "Registration of Selected Labs" button on the left, as shown below:

Fill in page with relative information, then click on "Registration"





3. Establish technical documentation

***Requirements for technical documents:**

- 1) The technical documentation should be sufficient to assure that the product meets the requirements of Compulsory product certification.
- 2) It must be kept for at least 10 years from the submission date of product compliance information.
- 3) The technical documentation shall be specifying the relevant requirements and contain information about product design, production and use.



***What information is mainly included?:**

- Product description
- Critical Component list / raw material list
- Structural drawings, circuit diagrams, design and production drawings
- Instruction manual / operation instructions
- List of applicable standards for compulsory certification of products
- Self-inspection report of Self-declaration factory



---Product description:

Include: product name, model specifications, description of product function, description of product composition, technical parameters, structure, electrical principles and etc.

---Critical Component list / raw material list:

Include: component/material name, model, specification, manufacturer, etc.
Find in product certification implementation rules.

---Instruction manual / operation instructions:

Key points:

- 1) Instruction manual / operation instructions should be written in Chinese;
- 2) The safety instructions must comply with relevant Chinese standards.

---List of applicable standards for compulsory certification of products

Most of above information can be found in Type Test Report.

--- Self-inspection report of Self-declaration factory



--- Self-inspection report of Self-declaration factory

1. 概况

1. 1 工厂基本信息:

工厂名称:

工厂地址:

认证联络人员:

电话 (含区号):

传真:

邮政编码:

Overview:

--Basic information of Factory

-- Basic situation of Self-declaration

1. 2 自我声明基本情况:

1. 2. 1 工厂名称、地址是否发生变化

是☐ 否☐

如果 (是), 请描述具体情况。

1. 2. 2 工厂组织结构是否发生变化

是☐ 否☐

如果 (是), 请描述具体情况。

1. 2. 3 此次自查是否涉及自我声明状态变更 (暂停或注销)

是☐ 否☐

如果 (是), 请随自查报告报送产品符合性变更信息。

--- Self-inspection report of Self-declaration factory

2. 工厂质量保证能力

2. 1 采购和进货检验

2. 1. 1 工厂是否按照文件要求对供应商进行评价、管理，所使用的关键零部件和材料是否满足实施规则要求，是否在型式试验报告报备清单范围内？

是☐ 否☒

2. 1. 2 工厂是否按照文件要求对供应商提供的产品进行检验和验证？关键零部件和材料定期确认检验的检验项目、方法、频次和判定准则是否满足实施规则要求？记录是否完整有效？

是☐ 否☒

如果（是），请举例说明某个关键零部件和材料的检验项目、方法、频次和判定准则，具体可填写下表，或提供相关证据的复印件（或电子文档）。

关键件定期确认检验自查表				
关键件信息	关键件名称	型号/规格	生产企业/生产者	
定期确认检验要求	检验项目	检验方法	检验频次	判定准则
定期确认检验记录	检验日期	记录名称/编号		
上述关键件用于 CCC 自我声明编号 _____ 对应的产品上；上述关键件列于 CCC 自我声明对应的型式试验报告（或变更试验报告）（报告编号： _____ 的第 _____ 页。				

Factory quality assurance ability:

Purchasing and Incoming inspection for critical parts

---Factory should establish procedure to evaluate and manage suppliers.

---Factory shall establish and maintain a list of critical parts.

---Verification test of critical parts.

--- The factory shall take measures to ensure the consistency of purchased critical parts and need to continuously meet the technical requirements.

--- Self-inspection report of Self-declaration factory

2. 2 例行检验和确认检验

2. 2. 1 例行检验和确认检验要求是否满足相应产品的认证实施规则要求？是否已按相应原文件正确实施了例行检验和确认检验，并保存检验记录？

如果（是），请列举例行检验的项目、确认检验方式和报告编号。具体可填写下表，或提供相关证书的复印件（或电子文档）。

例行检验/确认检验要求表（产品类别：0714）				
产品信息	获证产品名称	型号/规格	对应 CCC 证书编号	
例行检验要求				
例行检验记录	检验日期	记录名称/编号		
确认检验要求	检验项目	检验方法	检验频次	判定准则
确认检验记录	检验日期	记录名称/编号		



Routine test and/or verification test

2. 3 检验试验仪器设备

2. 3. 1 是否保存了检验和试验设备的校准/检定记录，并完整有效？ 是 ☐ 否 ☒

如果（是），请将用于例行检验和确认检验的设备基本情况填写在下表。

测试设备	型号	出厂编号	检定日期	备注



Inspection and test equipment

2. 4 认证产品的一致性的管理

2. 4. 1 是否在认证产品变更前实施型式试验并重新报送产品符合性信息？

是 ☐ 否 ☒ 未发生 ☐



Consistency management of certified products

--- Self-inspection report of Self-declaration factory

3. 产品一致性检查

3.1 认证产品的铭牌、说明书和包装箱上标注的产品名称、规格、型号、警示警告标识是否与型式试验样品/型式试验报告一致。 是☐ 否☒

3.2 产品的安全结构或内部布线等与型式试验样品是否一致；若不一致，是否进行变更测试并报送变更信息并经确认。 是☐ 否☒

3.3 产品所配用的零部件、元器件或材料与经认证机构确认的型式试验样品是否一致；若不一致，是否向进行变更测试并报送变更信息。

如果（是），请填写下表（每一产品类别至少抽取一个型号进行一致性检查）。

产品类别	型号/规格	商标	证书编号	备注

如果（否），请描述如何整改

consistency control of the certified products

---Consistency of product and conformity between products and standards

--- Modifications

---Control of consistency

--- Self-inspection report of Self-declaration factory

4. 认证证书及认证标志的使用

认证证书及认证标志的使用是否符合自我声明实施规则的规定?

是 ☐

否 ☒

Use of certificates and certification marks:
Satisfied with the requirements of "Regulations on the Management of Compulsory Product Certification", "Announcement on the Reform of Compulsory Product Certification Marks by the National Accreditation Administration", etc.

5. 自评结果



自查无问题



自查存在相关问题，需要纠正、整改。

(请描述问题点及纠正、整改计划)

自查人员签名:

工厂代表 (签名):

日期:

Self-inspection results: 1. no nonconformity of the self-inspection has been found, 2. There are related problems in the Self-inspection, which need to be corrected.

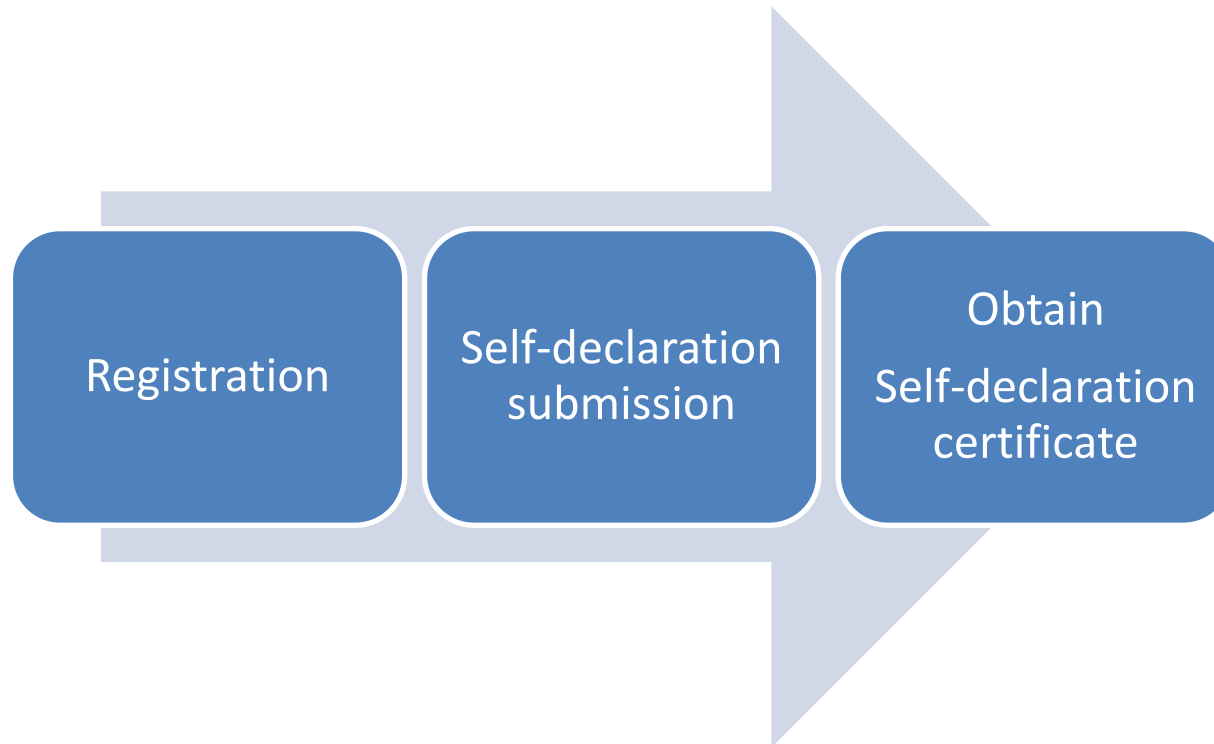
联系人:

联系电话:

电子邮件:



4. Sign self-declaration and submit compliance information



-- Registration:

a) Website: <http://sdoc.cnca.cn>, website language: Chinese

 强制性产品认证自我声明符合性信息报送系统



联系电话: 4008396116



服务QQ群: 545782445





企业功能

首页

基本信息维护

自我声明报送

我的自我声明证书

系统消息

暂停恢复查询

KEY绑定

企业端首页



您有 0 条未读系统消息, 点击查看



您有 5 个有效自我声明证书, 点击查看

系统简介及使用说明 (配置)

为切实减轻企业负担、助力产品质量提升, 国家认监委拟在确保强制性产品认证制度体系持续健康运行的同时, 允许部分强制性产品认证目录内的产品在符合性风险基本可控的前提下, 由生产者(制造商)采用自我声明方式证明其所提供的产品持续符合强制性产品认证适用标准及实施规则相关要求。

强制性产品认证自我声明符合性信息报送系统是国家认监委针对部分风险可控的强制性产品企业开展自我声明备案报送的系统, 主要用于强制性产品生产者(代理商)发起自我声明备案报送及其相关业务。

相关模板下载

序号	附件名称	附件详情	操作
1	不再实施强制性产品认证管理的产品清单	附件1不再实施强制性产品认证管理的产品清单.docx	下载
2	适用自我声明方式的强制性产品认证目录	附件2适用自我声明方式的强制性产品认证目录.docx	下载
3	强制性产品认证自我声明实施规则	附件3强制性产品认证自我声明实施规则.docx	下载
4	企业自查报告	企业自查报告.doc	下载
5	自我声明格式	自我声明格式.docx	下载



Click "self-declaration submit", the page displays the list of submission information

强制性产品认证自我声明符合性信息报送系统

自我声明编号: 自我声明类型: 自我声明时间: - 生产企业:

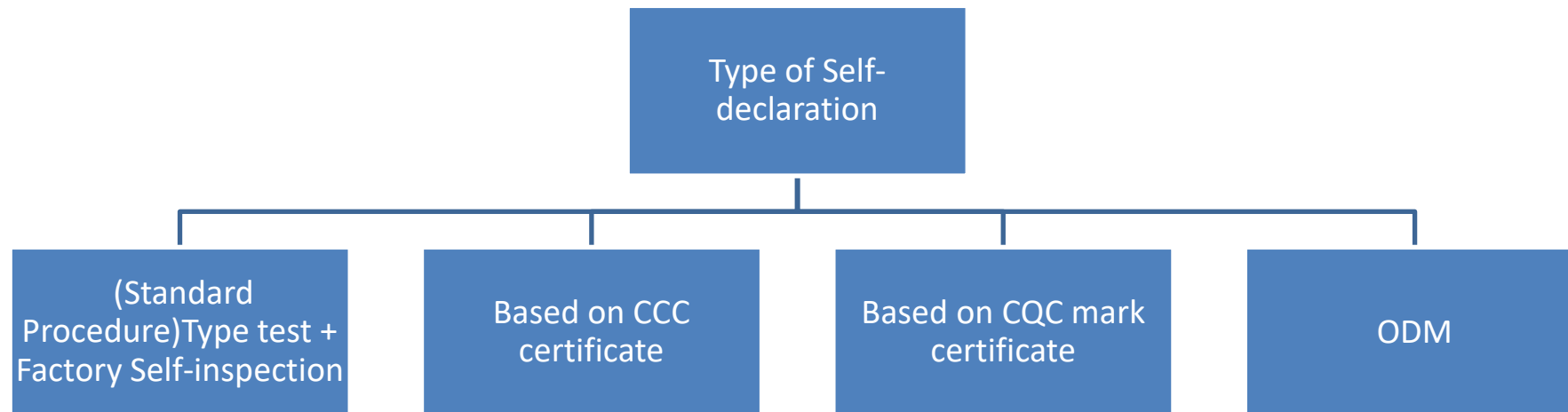
自我声明范围: 生产地址:

序号	自我声明编号	自我声明类型	自我声明范围	境内生产/境外企业良好记录	生产企业	自我声明时间	是否通过安全评估	操作
1	20180712000001	新增	新增	无不良记录企业	无不良记录企业	—	—	修改 删除
2	20180712000002	新增	新增	无不良记录企业	无不良记录企业	—	—	修改 删除
3	20180712000003	变更	新增	无不良记录企业	111	2018-07-11	—	修改 删除
4	20180712000004	变更	新增	无不良记录企业	1	2018-07-11	—	修改 删除
5	20180712000005	新增	新增	无不良记录企业	1	2018-07-11	—	修改 删除
6	20180712000006	新增	新增	无不良记录企业	111	2018-07-11	—	修改 删除
7	20180712000007	新增	新增	无不良记录企业	12	2018-07-11	—	修改 删除
8	20180712000008	新增	新增	无不良记录企业	—	—	—	修改 删除
9	20180712000009	变更	新增	无不良记录企业	无不良记录企业	2018-07-11	—	修改 删除
10	20180712000010	新增	新增	无不良记录企业	无不良记录企业	2018-07-11	—	修改 删除
11	20180712000011	新增	新增	无不良记录企业	—	—	—	修改 删除
12	20180712000012	变更	新增	无不良记录企业	12	2018-07-11	—	修改 删除
13	20180712000013	新增	新增	无不良记录企业	12	2018-07-11	—	修改 删除
14	20180712000014	新增	新增	无不良记录企业	无不良记录企业	2018-07-11	—	修改 删除
15	20180712000015	新增	新增	无不良记录企业	无不良记录企业	2018-07-11	—	修改 删除

Click the "Search" button to looking for the corresponding information according to "self-declaration number", "self-declaration type", "self-declaration time", "self-declaration progress", "factory", "manufacturer".



---Self-declaration submission



Below we take the example based on (Standard Procedure)Type test + Factory Self-inspection to explain:

---Self-declaration submission

Click “Add Self-Declaration submit”

强制性产品认证自我声明符合性信息报送系统

您好, 朱世超测试企业003

退出

企业功能

- 首页
- 基本信息管理
- 自我声明报送
- 我的自我声明证书
- 系统消息
- 智能恢复查询
- KEY绑定

自我声明报送列表

新增自我声明报送

自我声明单号:

自我声明类型: 不限

自我声明时间: -

自我声明进度: 请选择

生产企业:

生产者:

查询

重置

序号	自我声明单号	自我声明类型	自我声明进度	境内生产者/境外企业授权代表	生产企业	自我声明时间	是否同意实验室报告变更	操作
1	20180713000055	新增	草稿	发发	发发的测试企业	—	—	修改 删除
2	20180713000025	新增	草稿	朱世超测试企业003	发发的测试企业	—	不同意变更	修改 删除
3	20180713000037	变更	草稿	朱世超测试企业003	111	2018-07-13	—	修改 删除
4	20180713000036	变更	草稿	朱世超测试企业003	1	2018-07-13	—	修改 删除
5	20180713000034	新增	完成	朱世超测试企业003	1	2018-07-13	—	/
6	20180713000032	新增	完成	朱世超测试企业003	111	2018-07-13	—	/
7	20180713000031	新增	完成	朱世超测试企业003	12	2018-07-13	—	/
8	20180713000029	新增	草稿	朱世超测试企业003		—	—	修改 删除
9	20180713000030	变更	完成	朱世超测试企业003	发发的测试企业	2018-07-13	—	/
10	20180713000028	新增	完成	朱世超测试企业003	发发的测试企业	2018-07-13	—	/
11	20180713000023	新增	草稿	朱世超测试企业003		—	—	修改 删除
12	20180713000024	变更	草稿	朱世超测试企业003	12	2018-07-13	—	修改 删除
13	20180713000021	新增	完成	朱世超测试企业003	12	2018-07-13	—	/
14	20180712000033	新增	完成	发发的生产者	发发的测试企业	2018-07-13	—	/
15	20180712000032	新增	完成	发发的生产者	发发生产企业001	2018-07-12	—	/

self-declaration based on
the (Standard
Procedure)Type test +
Factory Self-inspection

☒ 基于型式试验+工厂自查 ☐ 基于强制性产品认证结果 ☐ 基于自愿性产品认证结果 ☐ ODM模式

本企业承诺：

在办理强制性产品认证自我声明符合性信息报送过程中，对所提交的全部信息真实性负责，如有虚假承担相应的法律责任。

☒ 我已阅读并同意上述内容

自我声明报送

返回

---Self-declaration submission

Fill in relative information and upload the corresponding attachments(self inspection report of Factory quality assurance ability, Self-declaration of manufacturers and authorized representatives).

1、组织信息 (注: 如无正确填写检测报告, 请填入10位统一社会信用代码8位组织机构代码并勾选无, 所填内容需与证书一致!)

☒ 境内生产者报送 ☐ 境外生产者授权代表报送

* 生产者 (制造商):
上海千世车骑实业有限公司

* 生产者统一社会信用代码:
91310116760775401T

* 联系人:

* 移动电话:

区号

固定电话

* 手机号码:

* 电子邮箱:

* 生产地址:
天津市 * 市辖区 * 无 * 1111

2、生产企业信息 (注: 18位统一社会信用代码8位组织机构代码 (为了关联报告, 这个号不能空, 必填请写) !)

新增企业

序号	* 生产企业类型	* 统一社会信用代码	* 生产企业名称	* 生产企业地址	* 联系人	* 联系电话	操作
1	<div><input checked="" type="radio"/> 境内企业 <input type="radio"/> 境外企业</div>	<div></div>	<div></div>	<div><div>-请选择省份-</div><div>-请选择市-</div><div>-请选择区县-</div><div></div></div>	<div></div>	<div></div>	X

3、产品类型及实验室信息

* 产品类型和份:
-请选择-

实施规则编号:

实施规则名称:

送检实验室名称:
备注

送检实验室名称:
-请选择-

统一社会信用代码/组织机构代码

4、产品及检测报告信息

新增产品

序号	* 产品名称	* 产品系列、型号、规格	* 检测的标准	* 选择型式试验报告	操作
1	<div></div>	<div></div>	<div></div>	<div>首次检测并确认产品合格</div>	X

---Self-declaration submission

Click the “save button” to save filled information and click “submit button” to submit all information. As shown in the figure below.

5. 工厂质量保证能力检查报告

序号	附件名称	操作	备注	模板下载
1	* 工厂质量保证能力检查报告	<div>资料上传</div>	需盖章上传	<div>模板下载</div>

6. 技术文档

注1: 每个附件只能上传单个PDF格式文件, 每个文件不能超过100MB;
注2: 请勿使用乱码电子印章上传pdf文件。

序号	附件名称	操作	备注	模板下载
1	* 产品概述	<div>资料上传</div>	产品概述指对产品的型号规格、技术参数、结构、电气原理等产品特性的描述性描述, 需盖章上传。	
2	* 关键件/原材料清单	<div>资料上传</div>	需盖章上传。	
3	物料图	<div>资料上传</div>	需盖章上传。	
4	电路图	<div>资料上传</div>	需盖章上传。	
5	其他	<div>资料上传</div>	需盖章上传。	

7. 符合性声明

序号	附件名称	操作	备注	模板下载
1	* 生产者及授权代表 (须用印) 自我声明	<div>资料上传</div>	声明签字人: 是指生产者 (制造商) 或授权代表对符合性声明负有直接责任并代表生产者 (制造商) 或授权代表签署自我声明的内部人员, 也可以是法人代表。	<div>模板符合性声明</div>

8. 报送说明与确认是否公开相关资料

根据《政府信息公开条例》要求, 行政机关应当及时、准确地公开政府信息, 但涉及商业秘密、个人隐私等公开会对第三方合法权益造成损害的政府信息, 行政机关不得公开。请确认型式试验报告和技术资料是否涉及商业秘密、个人隐私等。
☐ 涉及, 不同意公开
☐ 不涉及, 同意公开

Click "My Self-Declaration Certificate" , the page displays the certificate information,
On the "My self-declaration certificate" list page, click the self-declaration certificate number to view the certificate details, as shown below:

EN

强制性产品认证自我声明符合性信息报送系统

您好, 朱世超测试企业003

退出

企业功能

首页

基本信息维护

自我声明报送

我的自我声明证书

系统消息

暂停恢复查询

KEY绑定

我的自我声明证书

证书编号:

证书状态:

不报

自我声明时间:

生产者:

生产企业:

查询

重置

序号	自我声明编号	自我声明编号状态	生产者(制造商)	生产企业	自我声明时间	二维码	操作
1		有效	朱世超测试企业003	12	2018-07-13	生成	查看 注销自我声明
2	2018990301000061	有效	朱世超测试企业003	发发的测试企业	2018-07-13	生成	变更 注销自我声明
3		有效	发发的生产者	发发的测试企业	2018-07-13	生成	变更 注销自我声明
4		有效	发发的生产者	发发生产企业001	2018-07-12	生成	变更 注销自我声明
5	2018990301000028	有效	朱世超测试企业003	发发的测试企业:朱世超的测试企业0...	2018-07-11	生成	变更 注销自我声明

« 上一页

1

下一页 »

当前 1 / 1 页, 共 5 条 第 1 页 跳转

Copyright © 2012-2020 强制性产品认证自我声明符合性信息报送系统 - Powered By 麒麟 V1.0

---Obtain Self-declaration certificate

 强制性产品认证自我声明符合性信息报送系统

自我声明证书编号：2018990301000061

自我声明证书状态：有效

自我声明时间：2018-07-13

变更轨迹>>



2018990301000061

1、组织信息

生产者（制造商）：	朱世超测试企业003	生产者（制造商）地址：	天津市市辖区和平区栖霞区高新技术产业园新港开发区兴智科技园B座南翼	
生产者（制造商）统一社会信用代码：	SDOC000008	生产者（制造商）联系人/电话：	发发2/13770343822	

2、生产企业信息

生产企业名称	生产企业统一社会信用代码	生产企业地址	联系人	电话
发发的测试企业	201807101343000001	河北衡水市北戴河区100	发发	13770343827

3、产品类型及实验室信息

产品类别编号	0301	产品类别名称	低压成套开关设备	
实施规则名称	低压成套开关设备			
送检实验室类型	未获认监委指定实验室	实验室名称	朱世超非指定实验室003	
统一社会信用代码/组织机构代码：	SDOC00011	非指定实验室编号	无	

---Obtain Self-declaration certificate

4、产品及检测报告信息

产品编号	产品名称	规格型号	产品标准及技术要求	检测报告信息
1	001	001	001	查看

5、附件信息 [批量下载](#)

序号	附件名称	操作	备注
1	产品生产者（授权代表）统一社会信用代码证或者营业执照	预览	
2	产品描述	预览	
3	产品的技术资料，例如：设计与生产图纸、关键件清单、电路图、结构图等	预览	
4	对技术资料的描述与解释，产品使用/操作说明	预览	
5	产品的强制性认证标准清单	预览	
6	工厂质量保证能力自查报告	预览	
7	生产者及授权代表（适用时）自我声明	预览	

[生成自我声明证书](#)

Click
“ Obtain Self-
declaration
certificate ”



---Obtain Self-declaration certificate

 强制性产品认证自我声明符合性信息报送系统

您好, 朱世超测试企业003 退出

企业功能

- 首页
- 基本信息维护
- 自我声明报送
- 我的自我声明证书
- 系统消息
- 智能恢复查询
- KEY绑定

我的自我声明证书

证书编号: 证书状态: 不限 自我声明时间: -

生产者: 生产企业:

序号	自我声明编号	自我声明编号状态	生产者(制造商)	生产企业	自我声明时间	二维码	操作
1		有效	朱世超测试企业003	12	2018-07-13	生成	变更 注销自我声明
2	2018990301000061	有效	朱世超测试企业003	发发的测试企业	2018-07-13	生成	变更 注销自我声明
3		有效	发发的生产者	发发的测试企业	2018-07-13	生成	变更 注销自我声明
4		有效	发发的生产者	发发生产企业001	2018-07-13	生成	变更 注销自我声明
5	2018990301000028	有效	朱世超测试企业003	发发的测试企业 朱世超的测试企业0...	2018-07-11	生成	变更 注销自我声明

« 上一页 1 下一页 » 当前 1 / 1 页, 共 6 条 第 1 页 跳转

Click the " Obtain QR code" button

---Obtain Self-declaration certificate

EN

强制性产品认证自我声明符合性信息报送系统

您好, 朱世超测试企业003 退出

企业功能

首页

基本信息维护

自我声明报送

我的自我声明证书

系统消息

暂停恢复查询

KEY绑定

我的自我声明证书

证书编号:

证书状态: 不限

自我声明时间: -

查询

重置

生产者:

生产企业:

序号	自我声明编号	自我声明编号状态	生产者	自我声明时间	二维码	操作
1		有效	朱世超	2018-07-13	生成	变更 注销自我声明
2	2018990301000061	有效	朱世超	2018-07-13	生成	变更 注销自我声明
3		有效	发发发	2018-07-13	生成	变更 注销自我声明
4		有效	发发发	2018-07-12	生成	变更 注销自我声明
5	2018990301000028	有效	朱世超	2018-07-11	生成	变更 注销自我声明

« 上一页

1

下一页 »

当前 1 / 1 页, 共 5 条 第 1 页 跳转到

正在打开 createQrPdf

您选择了打开:

createQrPdf

文件类型: PDF Document

来源: http://172.16.82.35:9080

您想要 Firefox 如何处理此文件?

☒ 打开, 通过(O)

PDF-XChange Editor (默认)

☐ 保存文件(S)

☐ 以后自动采用相同的动作处理此类文件。(A)

确定

取消

Copyright © 2012-2020 强制性产品认证自我声明符合性信息报送系统. Powered By 创蓝 V1.0

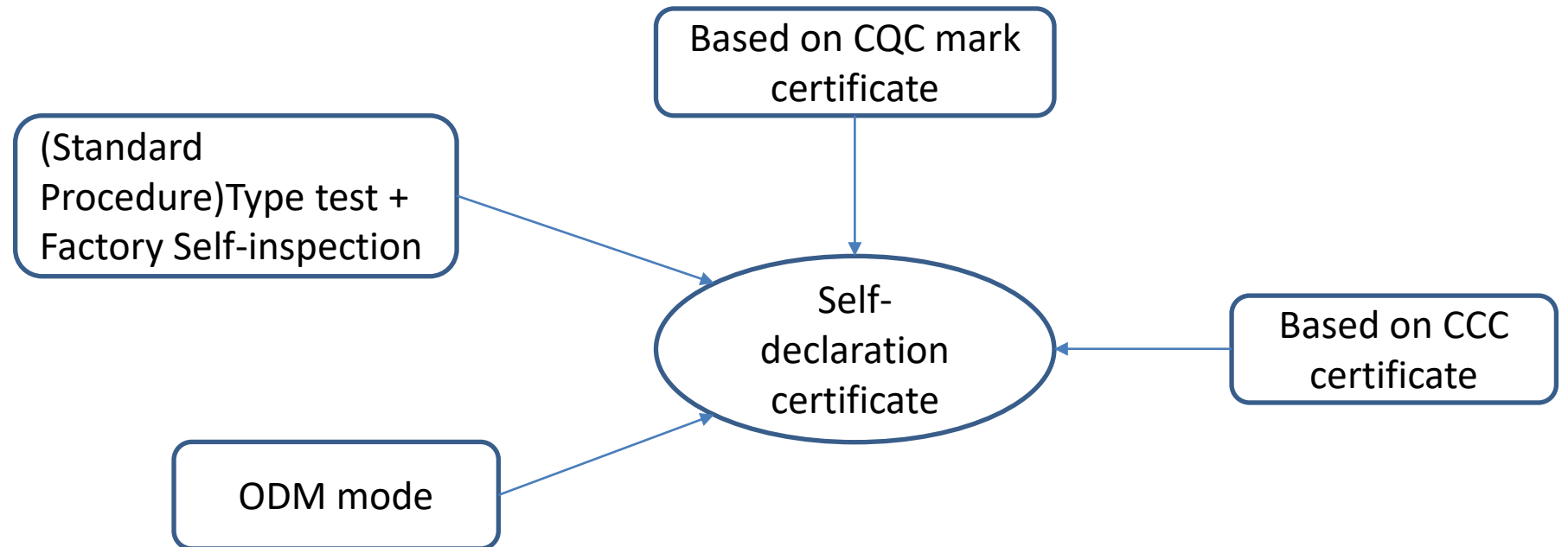


III.

4 Methods for Obtaining Self-declaration

III. 4 Methods for Obtaining Self-declaration

**Ways to
achieve
self-
declaration
certificate**





**Mutual
differences
to achieve
self-
declaration**

Prerequisites			
(Standard Procedure)Type test + Factory Self-inspection	ODM mode	Based on CCC certificate	Based on CQC mark certificate
No	Same product of the self-declaration	<ul style="list-style-type: none">➤ Same product of CCC certificate➤ Converted before 31st Oct 2020	<ul style="list-style-type: none">➤ Same product of CQC mark certificate



**Mutual
differences
to achieve
self-
declaration
certificate**

(Standard
Procedure)Type
test + Factory
Self-inspection

- Familiar with relevant laws and regulations
- Familiar with relevant implementation rules and standards
- Familiar with the division of product units
- Familiar with the test procedure qualified test labs in China

ODM mode

- ODM agreement with manufacturer and factory of the original self-declaration
- Product Quality Responsibility Agreement with the factory of the original self-declaration
- Image of the product nameplate

Preparation

Based on CCC
certificate

Agreement of the CCC certificate holder if self-declaring party is different

Based on CQC mark
certificate

Agreement of the CQC mark certificate holder if self-declaring party is different

Authorize a legal entity in China as Representative



manufacturer

Mutual differences to achieve self-declaration certificate

(Standard Procedure)Type test + Factory Self-inspection

ODM mode

Based on CCC certificate

Based on CQC mark certificate

- 1. Choose test lab and finish type test
- 2. Prepare technical documents
- 3. Prepare descriptions of technical documents
- 4. Prepare the list of product standards
- 5. Prepare certificates of test lab
- 6. Prepare self-inspection report

No

No

No



Representative

Mutual differences to achieve self-declaration certificate

(Standard Procedure)Type test + Factory Self-inspection

Upload all the documents listed above

ODM mode

Upload the agreements and the image of the nameplate

Based on CCC certificate

Confirm the documents upload to the website

Based on CQC mark certificate

Confirm the documents upload to the website

1. Confirm and download the ***China Compulsory Product certification Conformation of self-declaration***
2. Sign the ***China Compulsory Product certification Conformation of self-declaration*** with manufacturer
3. Upload the signed ***China Compulsory Product certification Conformation of self-declaration***
4. Achieve the ***Certificate of self-declaration with QR code***

Note: Jobs above need be done through website <http://sdoc.cnca.cn/mcsr/login>



Other requests for self-declaration

Mutual differences to achieve self-declaration certificate

(Standard Procedure)Type test + Factory Self-inspection	ODM mode	Based on CCC certificate	Based on CQC mark certificate
<ul style="list-style-type: none">➤ Self factory inspection annually➤ Self evaluate for certified product according to related rules and standards➤ Keep related technical documents over 10 years	<ul style="list-style-type: none">➤ Keep related technical documents over 10 years➤ The certificate of self-declaration will be suspended, cancelled when it happened on the original one	<ul style="list-style-type: none">➤ Self factory inspection annually➤ Self evaluate for certified product according to related rules and standards➤ Keep related technical documents over 10 years	<p>follow-up factory inspection by CQC-EU annually</p>



Modification

Mutual differences to modify and add a new self-declaration certificate

(Standard Procedure)Type test + Factory Self-inspection

- Analyze whether retest is needed
- Others are nearly same with a new self-declaration

ODM mode

Nearly same with a new self-declaration

Based on CCC certificate

Same as a new self-declaration certificate with standard procedure

Based on CQC mark certificate

- Apply for modification of CQC mark certificate
- Fill and send Application for the use of CQC Certification Results in the CCC Self-declaration to CCIC EU
- Only the same job done by representative as Converted from CQC mark certificate before



Add a new self-declaration certificate

**Mutual
differences
to modify
and add a
new self-
declaration
certificate**

(Standard
Procedure)Type test
+ Factory Self-
inspection

ODM mode

Based on CCC
certificate

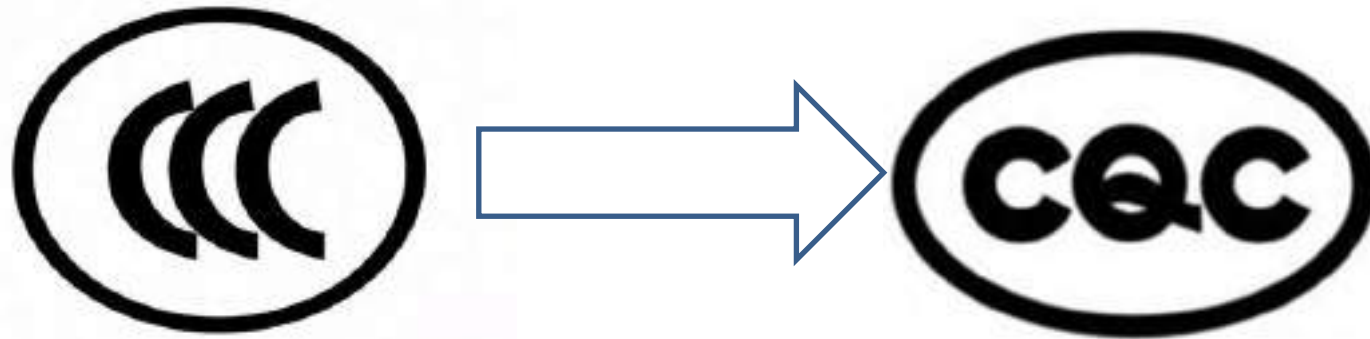
Based on CQC mark
certificate

Same with a new self-
declaration

Same with a new self-
declaration

Same with a new self-
declaration

- [Apply for add a new CQC mark certificate](#)
- [Fill and send Application for the use of CQC Certification Results in the CCC Self-declaration to CCIC EU](#)
- Only the same job done by representative as Converted from CQC mark certificate before



Free
conversion

1. Download **Certification Conversion Application** from <http://cqceu.cciceu.com/en/news/notice-regarding-cqc-certification-of-products-in-the-samr-no-44-of-2019-21>
2. Fill in the **Certification Conversion Application** if original CCC issued by CQC
3. Send to certi@cciceu.com



Suggestions

Certificate holder with valid CCC/CQC
certificate

- Convert to self-declaration certificate from CCC/CQC
- For the certificate holder of CCC, apply the conversion from CCC to CQC mark certificate before 31st Oct 2020, CQC mark certificate is more convenient for applying any modifications



Suggestions

Representatives without CCC or CQC certificate

- Apply for CQC mark certification.
- Convert self-declaration certificate from CQC mark certificate.



IV.

Frequent Q&A

IV. Frequent Q&A

Q 4.1 Should all CCC certificates convert to self-declaration?

No.

According to Announcement No. 44, since October 17, 2019, the CCC Categories had been separated in 3 parts, list as below.

18 categories of products will be no longer subject to CCC management.

27 categories of products should be converted to self-declaration evaluation.

The other categories would still keep with the traditional CCC mode.

A



Q 4.2 Is it necessary to convert CCC certificate to CQC certificate before preparing a self-declaration?

NO. You can convert your CCC certificate to Self Declaration directly.
We suggest you convert your CCC certificate to CQC mark certificate at the same time.

- 1) The conversion is free.
- 2) If you have CQC mark certificate, any modification, or get a new self-declaration will be much easier.
- 3) The requirements of CQC mark certification are same with CCC certification before.

A



Q 4.3 Can companies apply for self-declaration?

Yes.

As the procedure in chapter 02, before exporting products to China, the manufacturer can be ready with type test and self inspection report, authorize a representative in China, and the representative registers in the Self-declaration compliance information website and uploads relevant documents.

Attention: The self-declaration compliance information website is in Chinese, and all the uploaded documents should be in Chinese.

A



Q 4.4 What is the result of self-declaration? How to notify the representative of self-declaration?

A conformity self-declaration certificate of CCC product with QR CODE. Once manufacturer / authorized representative signed the self-declaration and uploaded it to the website, the certificate will be issued. The representative can download the certificate directly.

A



Q 4.5 Are CCC and CQC auditors come from the same company?

Yes, both CCC and CQC auditors arranged by CCIC Europe, and both of them are registered in CQC (China Quality Certification Centre).

A



Q 4.6 What are the different contents and charges between CQC factory inspection and CCC factory inspection? Is there any additional workload for clients?

Almost same!

A



Q 4.7 What is the difference between CQC mark certification and CCC certification? What are the benefits with CQC mark certification?

CCC certification is mandatory, and CQC mark certification is voluntary. CQC mark certification has been recognized by consumers and regulatory agencies in the market, and it is a guarantee for the quality of the product itself. Besides, the CQC mark certification is a value-added.



A



Q 4.8 After conversion to CQC certificate, what are the additional annual costs in the future?

Comparing to the CCC certificate before, no additional annual cost. The validity of the CQC mark certificate is according to the regular supervision result. There will have two main costs for the certificate holder: the annual factory inspection fee and the annuity of the voluntary certificate.

A



Q 4.9 Does the CCC mark still need to be placed on products with self-declaration?

Yes, of course. Approved products must be marked with the CCC mark. When the size or characteristics of the product do not allow the CCC mark to be marked, the CCC mark should be marked on the minimum package of the product or the documents accompanying the product.

A



Q 4.10 How about the time limit for conversion of self-declaration?

Before October 31, 2020, the conversion of CCC to self-declaration should be completed. November 1, 2020, the designated certification bodies will cancel all CCC certificates no longer listed in the range of CCC.

The conversion of CQC mark certificate to self-declaration, any time.

A



Q 4.11 What is the website of compliance information submitting system?

<http://sdoc.cnca.cn>

[Attention: the website is in Chinese.](#)

A



Q 4.12 If we can convert CCC certificate to Self Declaration, why we convert CCC certificate to CQC mark certificate to obtain the Self Declaration?

Generally, convert from CCC certificate to self-declaration is the most convenient way. But if you have any modification on the products, convert from CQC mark certificate to self-declaration is the most convenient way.

A



Q 4.13 If we can't find a Chinese partner to sign the self-declaration,
Are there services or methods from CCIC Europe?

We can help you to find a solution according to your situation.

A



Q 4.14 Is it necessary to print QR code of self-declaration on product?

No, it is not necessary.

A



中国质量认证中心
CHINA QUALITY CERTIFICATION CENTRE



創造更值得信賴的世界。

For a more reliable world

Contact information: Junwei Wu

Email: Wujw@cciceu.com

Thank you!